



SC Annual School Report Card Summary

E.B. Morse Elementary School
LAURENS 55
Grades: PK-5 Enrollment: 600
Principal: Dr. Ameca C. Thomas
Superintendent: Dr. Billy R. Strickland
Board Chair: Mrs. Susan Calhoun-Ware

PERFORMANCE

Comprehensive detail, including definitions of ratings, performance criteria, and explanations of status, is available on www.ed.sc.gov and www.eoc.sc.gov as well as school and school district websites. Printed versions are available from school districts upon request.

YEAR	ABSOLUTE RATING	GROWTH RATING	PALMETTO GOLD AND SILVER AWARD		ESEA/FEDERAL ACCOUNTABILITY RATING SYSTEM	
			General Performance	Closing the Gap	ESEA Grade	Accountability Indicator
2014	Average	Average	TBD	TBD	B	N/A
2013	Average	Average	N/A	SILVER	B	Focus
2012	Average	Average	N/A	N/A	D	Focus

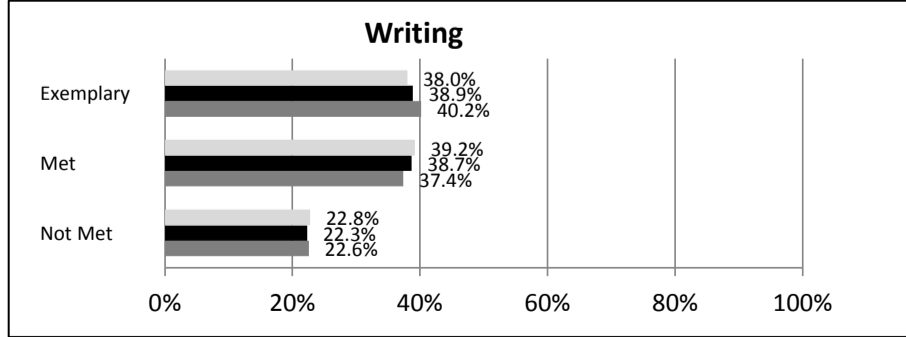
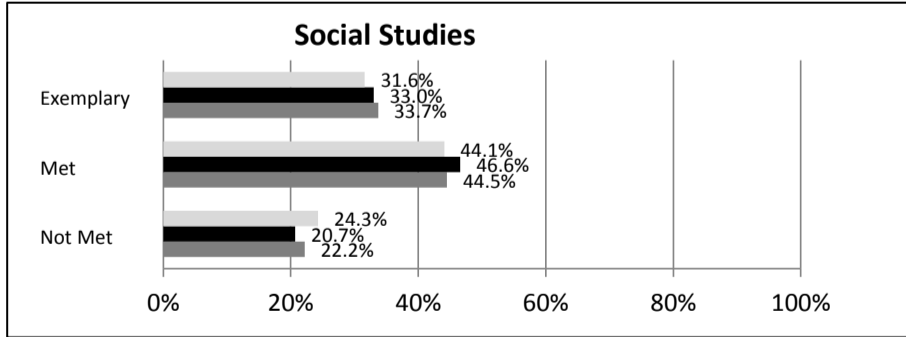
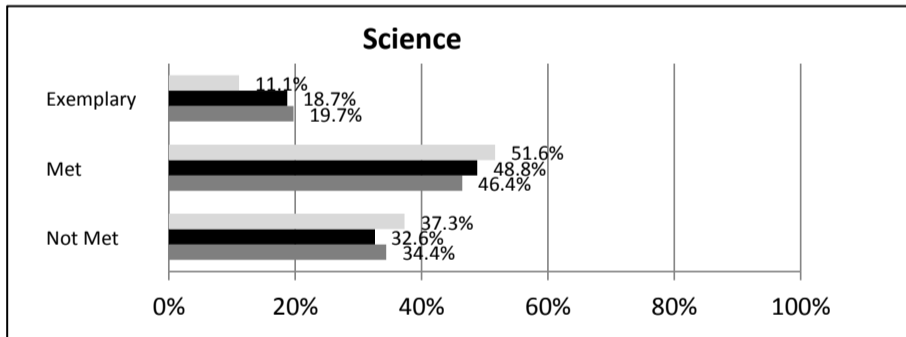
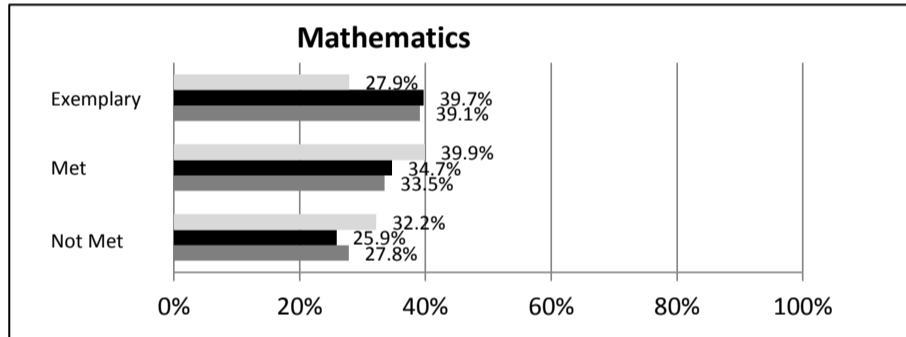
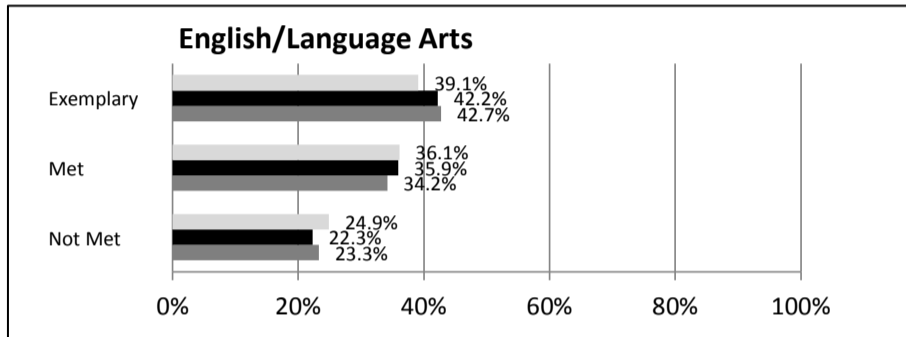
ABSOLUTE RATINGS OF ELEMENTARY SCHOOLS WITH STUDENTS LIKE OURS*

EXCELLENT	GOOD	AVERAGE	BELOW AVERAGE	AT-RISK
28	48	52	2	1

* Ratings are calculated with data available by 04/27/2015. Schools with Students Like Ours are Elementary Schools with Poverty Indices of no more than 5% above or below the index for this school.

SC PASS PERFORMANCE

Our School Elementary Schools with Students Like Ours Elem Schools Statewide



NAEP*

*Performance reported for SC and nation, data not available at school level. Percentages at NAEP Achievement Levels.



SC PERFORMANCE VISION
 By 2020 all students will graduate with the knowledge and skills necessary to compete successfully in the global economy, participate in a democratic society and contribute positively as members of families and communities.

Abbreviations Key

N/A-Not Applicable N/AV-Not Available N/C-Not Collected N/R-Not Reported I/S-Insufficient Sample TBD-To Be Determined

**E.B. Morse Elementary School
LAURENS 55**

SCHOOL PROFILE

	Our School	Change from Last Year	Elementary Schools with Students Like Ours	Median Elementary Schools
Students (n = 600)				
Retention rate	3.3%	Up from 2.3%	1.1%	1.0%
Attendance rate	95.9%	No change	96.4%	96.5%
Served by gifted and talented program	5.3%	Down from 5.9%	7.3%	7.3%
With disabilities	19.7%	Down from 20.5%	13.7%	12.5%
Older than usual for grade	5.0%	Up from 4.7%	2.1%	1.8%
Out-of-school suspensions or expulsions for violent and/or criminal offenses	0.0%	No change	0.0%	0.0%
Teachers (n = 36)				
Teachers with advanced degrees	52.8%	Down from 58.3%	60.7%	62.3%
Continuing contract teachers	75.0%	Up from 72.2%	83.7%	81.2%
Teachers returning from previous year	87.8%	Down from 90.8%	88.9%	88.4%
Teacher attendance rate	96.0%	Up from 93.4%	95.3%	95.3%
Average teacher salary*	\$44,057	Down 0.9%	\$48,638	\$47,902
Classes not taught by highly qualified teachers	0.0%	No change	0.0%	0.0%
Professional development days/teacher	26.5 days	Up from 15.7 days	10.4 days	10.9 days
School				
Principal's years at school	6.0	Up from 5.0	5.0	4.0
Student-teacher ratio in core subjects	11.5 to 1	Down from 21.9 to 1	20.2 to 1	19.9 to 1
Prime instructional time	90.0%	Up from 87.9%	90.3%	90.7%
Opportunities in the arts	Good	No change	Good	Good
SACS accreditation	Yes	No change	Yes	Yes
Parents attending conferences	100.0%	No change	100.0%	100.0%
Character development program	Excellent	No change	Excellent	Excellent
Dollars spent per pupil**	\$7,926	Up 30.0%	\$7,562	\$7,680
Percent of expenditures for instruction**	67.6%	Up from 67.0%	66.8%	66.8%
Percent of expenditures for teacher salaries**	66.5%	Up from 66.0%	65.9%	66.0%
ESEA composite index score	80.6	Down from 88.6	87.0	85.7

* Length of contract = 185+ days.

**Prior year audited financial data available.

EVALUATION RESULTS

	Teachers	Students*	Parents*
Number of surveys returned	36	61	36
Percent satisfied with learning environment	86.2%	91.8%	97.2%
Percent satisfied with social and physical environment	94.6%	82.3%	94.6%
Percent satisfied with school-home relations	78.9%	96.8%	83.3%

*Only students at the highest elementary school grade level at this school and their parents were included.

Comprehensive detail, including definitions of ratings, performance criteria, and explanations of status, is available on www.ed.sc.gov and www.eoc.sc.gov as well as school and school district websites.

Printed versions are available from school districts upon request.

REPORT OF PRINCIPAL AND SCHOOL IMPROVEMENT COUNCIL

At E.B. Morse Elementary School, our mission is to create a community of learners who are responsible and productive citizens. We provide educational experiences for the whole child. It is our goal to motivate, empower, and support students to accomplish individual goals within rigorous curricula. The staff at E.B. Morse Elementary School continues to strive to improve the academic achievement for all students. We live by our motto, "Putting Children First--Everyday in Every way". It is our goal to lead students toward becoming disciplined, productive, informed, and fulfilled individuals who are prepared to meet the challenges that equip them for college and career readiness. ☒

The faculty and staff at E.B. Morse Elementary believe that learning has no boundaries. Our warm and inviting school serves 4K-5th grade students. We offer a choice of Montessori education for all grade levels. Our theme, "Wild About Learning", set the tone for a wide array of learning opportunities and explorations for our students. We have been designated as a 2013-2014 Palmetto Silver Award recipient for closing the achievement gap. The faculty and staff work diligently to provide innovative teaching strategies and standards-based instruction to ensure that our students acquire the skills needed to grow to greater academic heights. During the 2013-2014 school year, we employed Reading Tutors to support reading development. ☒

Students received acceleration and remediation throughout the school day, during Mustang Enrichment time, and in our afterschool tutoring programs. Technology continues to be a focus at E.B. Morse Elementary. We increased the number of iPads throughout the school. In addition, we had a Young Men's Empowerment mentoring program. Our primary focus is meeting the individual needs of our students in a safe and nurturing environment. Data analysis and differentiated instruction have been and will continue to be a focus, as we strive for continued growth and academic success for each student. ☒

We recognize that education is a team effort. Our dedicated PTO, School Improvement Council, volunteers, parents, community members, and business partners continuously provide many contributions of time, resources, and support. Please continue to partner with us as we continue to strive for academic excellence. We had a great 2013-2014 school year. We thank everyone who made this a wonderful year, and look forward to greater achievements in the future. E.B. Morse Elementary is a very special place to learn and grow! ☒

Sincerely, ☒

Ameca C. Thomas, Ph.D., Principal ☒

Donna Gooch, SIC, Chairperson

Abbreviations Key

N/A-Not Applicable

N/AV-Not Available

N/C-Not Collected

N/R-Not Reported

I/S-Insufficient Sample

TBD-To Be Determined