



SC Annual School Report Card Summary

Hardeeville Elementary
JASPER COUNTY

Grades: PK-5

Enrollment: 617

Principal: Wanda Bostick

Superintendent: Dr. Vashti K. Washington

Board Chair: Bert Riley

PERFORMANCE

Comprehensive detail, including definitions of ratings, performance criteria, and explanations of status, is available on www.ed.sc.gov and www.eoc.sc.gov as well as school and school district websites. Printed versions are available from school districts upon request.

YEAR	ABSOLUTE RATING	GROWTH RATING	PALMETTO GOLD AND SILVER AWARD		ESEA/FEDERAL ACCOUNTABILITY RATING SYSTEM	
			General Performance	Closing the Gap	ESEA Grade	Accountability Indicator
2014	At-Risk	Below Average	TBD	TBD	F	N/A
2013	Below Average	Average	N/A	N/A	F	N/A
2012	At-Risk	Below Average	N/A	N/A	F	N/A

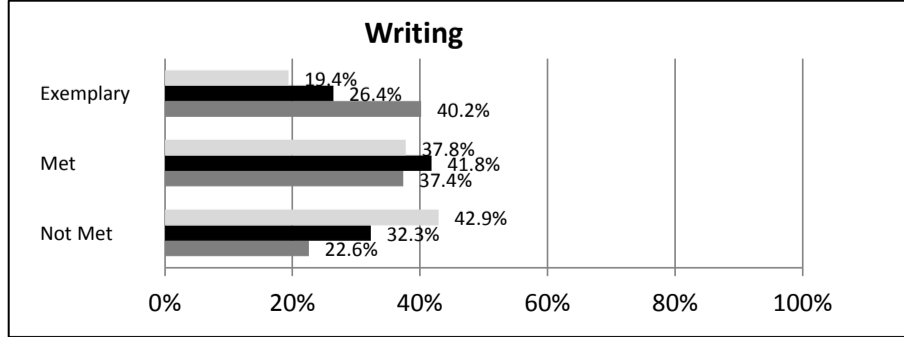
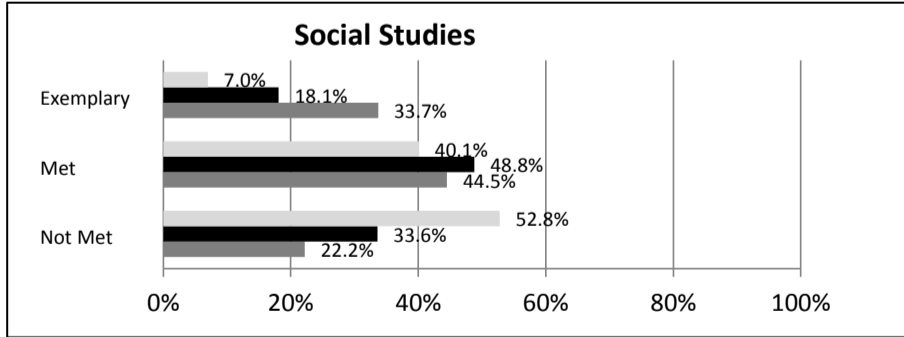
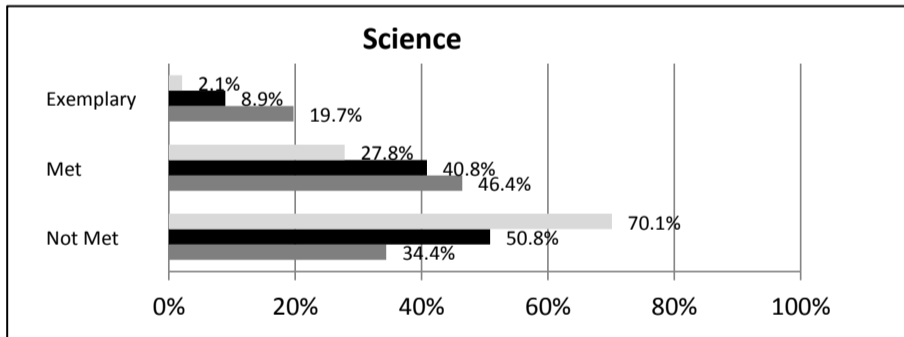
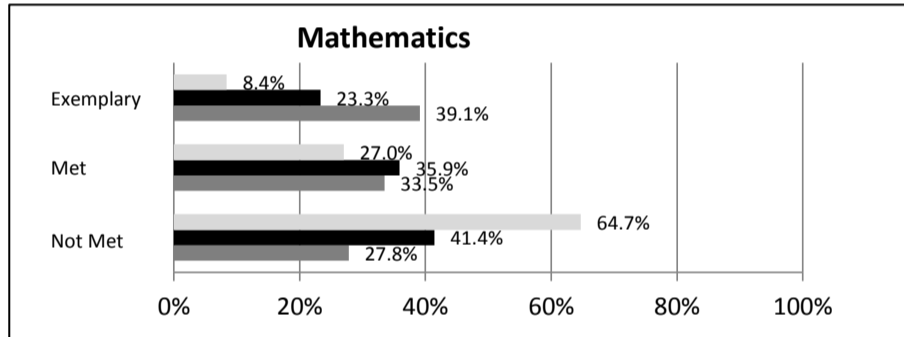
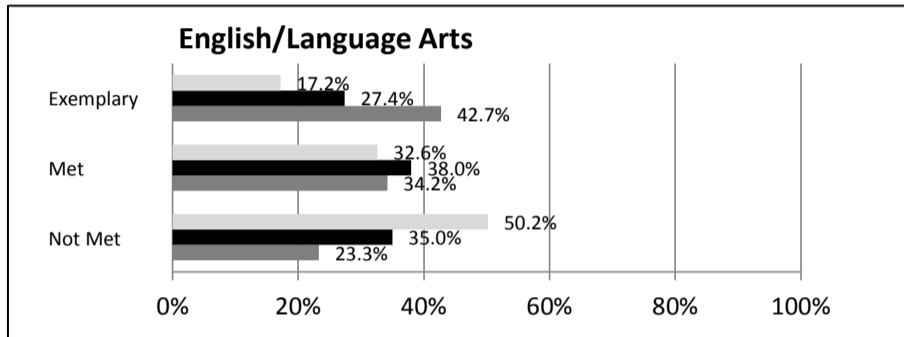
ABSOLUTE RATINGS OF ELEMENTARY SCHOOLS WITH STUDENTS LIKE OURS*

EXCELLENT	GOOD	AVERAGE	BELOW AVERAGE	AT-RISK
3	10	125	48	16

* Ratings are calculated with data available by 04/27/2015. Schools with Students Like Ours are Elementary Schools with Poverty Indices of no more than 5% above or below the index for this school.


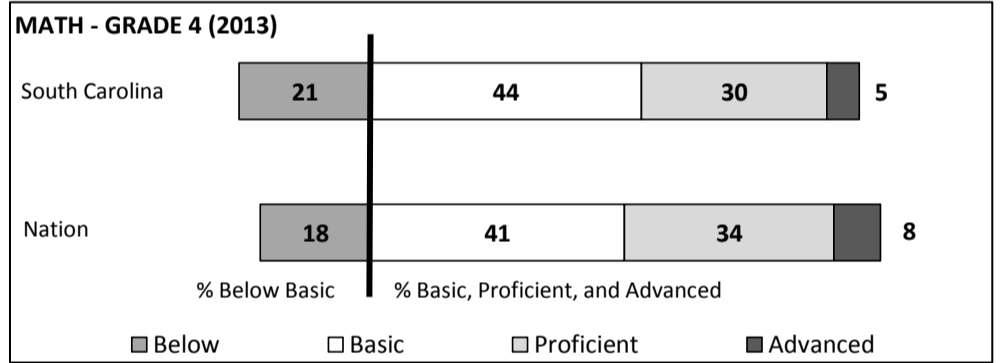
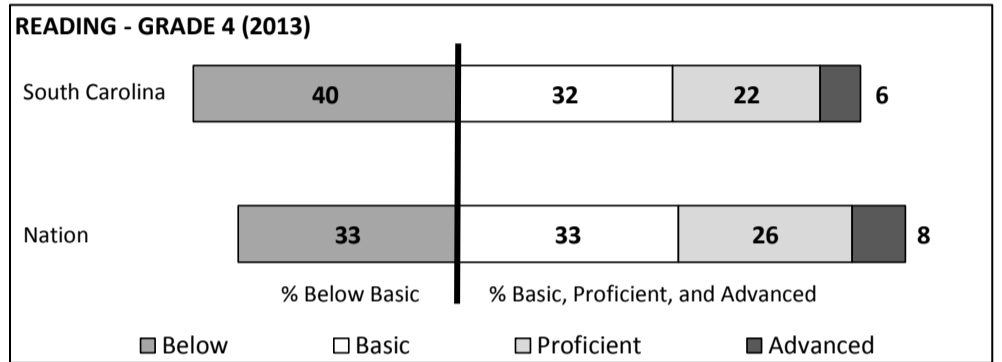
SC PASS PERFORMANCE

Our School Elementary Schools with Students Like Ours Elem Schools Statewide



NAEP*

*Performance reported for SC and nation, data not available at school level. Percentages at NAEP Achievement Levels.



SC PERFORMANCE VISION

By 2020 all students will graduate with the knowledge and skills necessary to compete successfully in the global economy, participate in a democratic society and contribute positively as members of families and communities.

Abbreviations Key

N/A-Not Applicable

N/AV-Not Available

N/C-Not Collected

N/R-Not Reported

I/S-Insufficient Sample

TBD-To Be Determined

**Hardeeville Elementary
JASPER COUNTY**

SCHOOL PROFILE

	Our School	Change from Last Year	Elementary Schools with Students Like Ours	Median Elementary Schools
Students (n = 617)				
Retention rate	1.4%	Up from 0.6%	1.6%	1.0%
Attendance rate	94.9%	Down from 95.3%	96.0%	96.5%
Served by gifted and talented program	1.6%	Up from 0.5%	3.1%	7.3%
With disabilities	7.4%	Down from 7.8%	13.9%	12.5%
Older than usual for grade	2.0%	No change	2.9%	1.8%
Out-of-school suspensions or expulsions for violent and/or criminal offenses	0.0%	No change	0.0%	0.0%
Teachers (n = 41)				
Teachers with advanced degrees	70.7%	Down from 79.5%	59.5%	62.3%
Continuing contract teachers	73.2%	Up from 68.2%	74.5%	81.2%
Teachers returning from previous year	68.2%	Down from 75.4%	84.1%	88.4%
Teacher attendance rate	98.6%	Up from 94.5%	95.3%	95.3%
Average teacher salary*	\$47,914	Down 1.6%	\$46,251	\$47,902
Classes not taught by highly qualified teachers	15.1%	Up from 2.9%	0.0%	0.0%
Professional development days/teacher	7.3 days	Up from 1.4 days	10.3 days	10.9 days
School				
Principal's years at school	1.0	Down from 3.0	4.0	4.0
Student-teacher ratio in core subjects	28.7 to 1	Up from 23.8 to 1	18.6 to 1	19.9 to 1
Prime instructional time	92.8%	Up from 89.1%	90.4%	90.7%
Opportunities in the arts	Good	No change	Good	Good
SACS accreditation	Yes	No change	Yes	Yes
Parents attending conferences	100.0%	No change	100.0%	100.0%
Character development program	Average	No change	Excellent	Excellent
Dollars spent per pupil**	\$7,614	Up 28.4%	\$8,386	\$7,680
Percent of expenditures for instruction**	68.9%	Down from 71.0%	65.7%	66.8%
Percent of expenditures for teacher salaries**	68.1%	Up from 67.0%	64.8%	66.0%
ESEA composite index score	45.8	Up from 29.0	71.0	85.7

* Length of contract = 185+ days.

**Prior year audited financial data available.

EVALUATION RESULTS

	Teachers	Students*	Parents*
Number of surveys returned	36	68	27
Percent satisfied with learning environment	75.0%	83.9%	70.3%
Percent satisfied with social and physical environment	88.9%	80.6%	66.7%
Percent satisfied with school-home relations	45.8%	92.3%	65.2%

*Only students at the highest elementary school grade level at this school and their parents were included.

Comprehensive detail, including definitions of ratings, performance criteria, and explanations of status, is available on www.ed.sc.gov and www.eoc.sc.gov as well as school and school district websites.

Printed versions are available from school districts upon request.

REPORT OF PRINCIPAL AND SCHOOL IMPROVEMENT COUNCIL

The students and staff of Hardeeville Elementary School are working diligently to become a school of "Excellence". We have embraced the motto, "Soaring to Excellence," and it is our belief that we will achieve excellence at Hardeeville Elementary School. ☒

☒ Hardeeville Elementary School we continue to follow a comprehensive curriculum that focuses on student achievement. Our implementation of the Common Core State Standards will help to ensure that the students are engaged in lessons with high levels of rigor, engagement, and relevance to skills needed in the real world. For the 2013-2014 school year, the teachers implemented the Everyday Math series to help improve student achievement in the area of Math. Our school also piloted the First in Math® online math program to offer additional practice with fundamental math skills. Based on MAP data for the 2013-2014 school year we have seen gains made by our students in math in all grade levels. ☒

☒ In the area of Language Arts, Hardeeville Elementary continues to work towards improving students' reading levels by encouraging students to read, read, read. We have continued our partnership with the United Way of the Lowcountry. United Way of the Lowcountry volunteers work with our students to improve reading skills and strategies needed to become proficient readers. We continue to promote reading daily with our students at school and at home with their families. "My Very Own Book Project," with the help of community volunteers, continued this year and provided every student with a variety of books to read at home. Study buddies, e-books, Accelerated Reader® and Tumble Books® are used to infuse technology into Language Arts and encourage students to read. To assist in screening and progress monitoring our students in reading, we use Istation which categorizes students into Rtl tiers and individualize instruction for them based on their needs. By encouraging students to read, read, read, we have seen gains made by our students in reading MAP scores for all grade level for the 2013-2014 school year. ☒

☒ Hardeeville works to educate the whole student. Academic achievement is vital, but we also develop our students socially. Character education focuses on good citizen traits and a trait or character word is highlighted each month. The character word is demonstrated by the students and incorporated in a feature writing piece which allows the students to write how they have displayed that month's characteristic. Our school counselors also work with our students to develop good characteristics through classroom guidance sessions; as well as, individual and group sessions. We continue to promote PBIS, Positive Behavior Interventions and Support, which are proactive strategies for defining, teaching, and supporting appropriate student behaviors to create positive school environments. We have quarterly PBIS incentive celebrations to recognize students' outstanding behavior.☒

☒ The partnership between the school and community is vitally important to the success of our students. We will continue to enhance these partnerships to help ensure that we are meeting the needs of all our students. It is through these partnerships with our parents and community that our goal of "Excellence" will be achieved. It is our belief at Hardeeville Elementary School that "Success is the ONLY Option!"

☒ Wanda Rostick Principal☒

Abbreviations Key

N/A-Not Applicable

N/AV-Not Available

N/C-Not Collected

N/R-Not Reported

I/S-Insufficient Sample

TBD-To Be Determined