



SC Annual School Report Card Summary

ACADEMY OF HOPE CHARTER HORRY
Grades: K-6 Enrollment: 129
Principal: Ms. Melissa Mccloud
Superintendent: Dr. Cynthia Elsberry
Board Chair: Joe DeFeo

PERFORMANCE

Comprehensive detail, including definitions of ratings, performance criteria, and explanations of status, is available on www.ed.sc.gov and www.eoc.sc.gov as well as school and school district websites. Printed versions are available from school districts upon request.

YEAR	ABSOLUTE RATING	GROWTH RATING	PALMETTO GOLD AND SILVER AWARD		ESEA/FEDERAL ACCOUNTABILITY RATING SYSTEM	
			General Performance	Closing the Gap	ESEA Grade	Accountability Indicator
2014	Below Average	Average	TBD	TBD	D	N/A
2013	Average	Excellent	GOLD	N/A	F	N/A
2012	Below Average	At-Risk	N/A	N/A	I	N/A

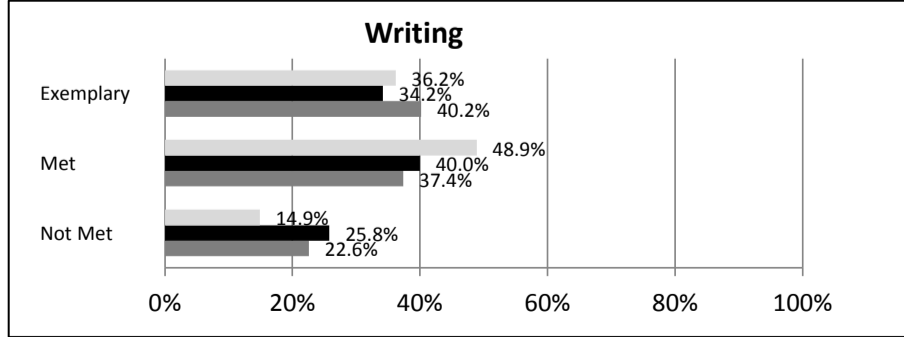
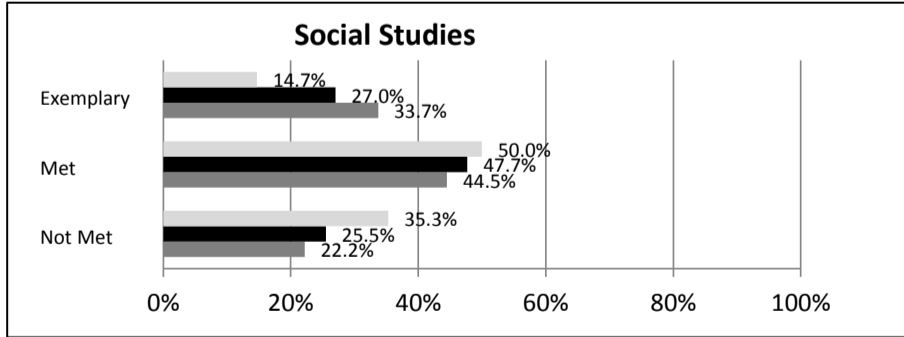
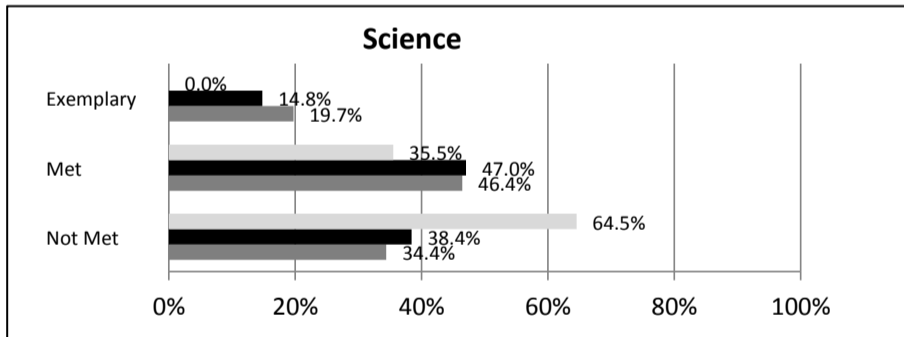
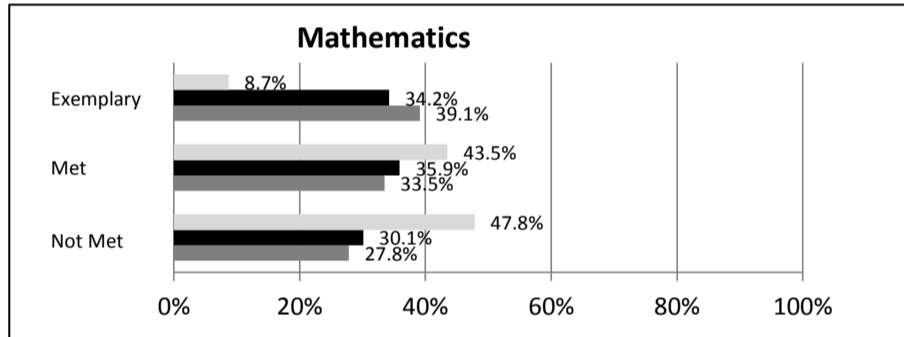
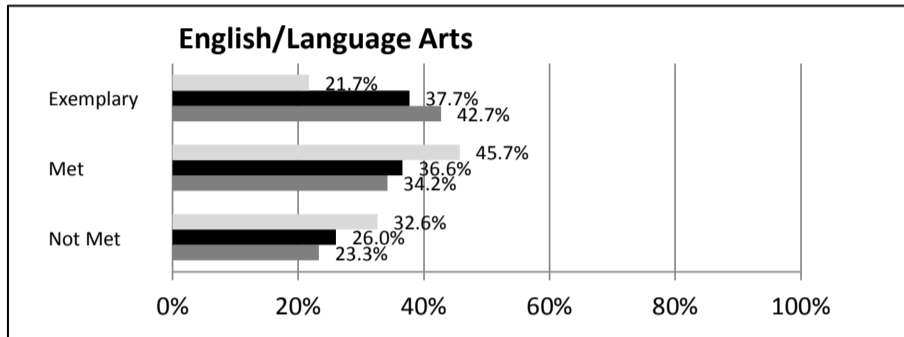
ABSOLUTE RATINGS OF ELEMENTARY SCHOOLS WITH STUDENTS LIKE OURS*

EXCELLENT	GOOD	AVERAGE	BELOW AVERAGE	AT-RISK
19	21	92	5	1

* Ratings are calculated with data available by 04/27/2015. Schools with Students Like Ours are Elementary Schools with Poverty Indices of no more than 5% above or below the index for this school.

SC PASS PERFORMANCE

Our School Elementary Schools with Students Like Ours Elem Schools Statewide



NAEP*

*Performance reported for SC and nation, data not available at school level. Percentages at NAEP Achievement Levels.



SC PERFORMANCE VISION

By 2020 all students will graduate with the knowledge and skills necessary to compete successfully in the global economy, participate in a democratic society and contribute positively as members of families and communities.

Abbreviations Key

N/A-Not Applicable N/AV-Not Available N/C-Not Collected N/R-Not Reported I/S-Insufficient Sample TBD-To Be Determined

ACADEMY OF HOPE CHARTER HORRY

SCHOOL PROFILE

	Our School	Change from Last Year	Elementary Schools with Students Like Ours	Median Elementary Schools
Students (n = 129)				
Retention rate	0.8%	Down from 2.3%	1.3%	1.0%
Attendance rate	96.6%	Down from 99.9%	96.2%	96.5%
Served by gifted and talented program	2.5%	Up from 1.5%	5.5%	7.3%
With disabilities	12.3%	Down from 16.9%	13.7%	12.5%
Older than usual for grade	0.8%	No change	2.2%	1.8%
Out-of-school suspensions or expulsions for violent and/or criminal offenses	0.0%	N/A	0.0%	0.0%
Teachers (n = 15)				
Teachers with advanced degrees	46.7%	Up from 26.7%	61.7%	62.3%
Continuing contract teachers	60.0%	Up from 46.7%	80.9%	81.2%
Teachers returning from previous year	N/A	N/A	88.5%	88.4%
Teacher attendance rate	96.2%	Up from 95.4%	95.1%	95.3%
Average teacher salary*	\$38,642	Down 0.6%	\$47,824	\$47,902
Classes not taught by highly qualified teachers	0.0%	No change	0.0%	0.0%
Professional development days/teacher	13.8 days	N/A	10.6 days	10.9 days
School				
Principal's years at school	1.0	N/A	4.0	4.0
Student-teacher ratio in core subjects	12.9 to 1	N/A	19.9 to 1	19.9 to 1
Prime instructional time	92.5%	Down from 94.6%	90.1%	90.7%
Opportunities in the arts	Poor	N/A	Good	Good
SACS accreditation	No	N/A	Yes	Yes
Parents attending conferences	100.0%	N/A	100.0%	100.0%
Character development program	Good	N/A	Excellent	Excellent
Dollars spent per pupil**	\$9,565	Down 29.5%	\$7,714	\$7,680
Percent of expenditures for instruction**	39.4%	Down from 50.0%	65.8%	66.8%
Percent of expenditures for teacher salaries**	38.6%	Up from 37.0%	64.9%	66.0%
ESEA composite index score	64.7	Up from 55.0	81.9	85.7

* Length of contract = 185+ days.

**Prior year audited financial data available.

EVALUATION RESULTS

	Teachers	Students*	Parents*
Number of surveys returned	14	8	8
Percent satisfied with learning environment	100.0%	-4.0%	-4.0%
Percent satisfied with social and physical environment	100.0%	-4.0%	-4.0%
Percent satisfied with school-home relations	100.0%	-4.0%	-4.0%

*Only students at the highest elementary school grade level at this school and their parents were included.

Comprehensive detail, including definitions of ratings, performance criteria, and explanations of status, is available on www.ed.sc.gov and www.eoc.sc.gov as well as school and school district websites.

Printed versions are available from school districts upon request.

REPORT OF PRINCIPAL AND SCHOOL IMPROVEMENT COUNCIL

Academy of Hope had a wonderful 2013-2014 school year. The school received the Palmetto Gold Award from the SC State Department of Education. Angelia Robinson was named Teacher of the year. Under the direction of Waymon Edmonds and Dr. Marvin Keene Our school began its Robotics Program for students in grades 3-6. Our rookie team made it to the State Championship! Our student chorus was showcased during the annual Veterans Day Program. This was the first year of the "Meet the Neighbors" Programs. This year, the faculty and staff went out to meet each of our surrounding neighbors. We introduced ourselves and personally distributed fruit baskets as a thank you for supporting Academy of Hope and Horry County Schools.

The principal and several staff members attended the National Charter Schools Convention (Las Vegas, Nevada). With the help of faculty & staff in addition to numerous community members the school proudly opened a beautiful library with murals depicting historical Conway. Our amazing school sponsored a blood drive in conjunction with the Red Cross. During the month of February the students made & distributed special hearts for the residents of Agape Nursing Center. We also collected can goods and helped to ensure that 20+ students had an a visit from Santa. Thank you for entrusting us with your children. We appreciate your support and look forward to another wonderful year!

Respectfully Submitted

Melissa McCloud

Executive Director/Principal

Abbreviations Key

N/A-Not Applicable

N/AV-Not Available

N/C-Not Collected

N/R-Not Reported

I/S-Insufficient Sample

TBD-To Be Determined