



# SC Annual School Report Card Summary

**PALMETTO ACADEMY OF LEARNING & SUCCESS HORRY**  
**Grades: K-8** Enrollment: 302  
**Principal: Ms. Courtney Fancher**  
**Superintendent: Dr. Cynthia Elsberry**  
**Board Chair: Joe DeFeo**

## PERFORMANCE

Comprehensive detail, including definitions of ratings, performance criteria, and explanations of status, is available on [www.ed.sc.gov](http://www.ed.sc.gov) and [www.eoc.sc.gov](http://www.eoc.sc.gov) as well as school and school district websites. Printed versions are available from school districts upon request.

YEAR	ABSOLUTE RATING	GROWTH RATING	PALMETTO GOLD AND SILVER AWARD		ESEA/FEDERAL ACCOUNTABILITY RATING SYSTEM	
			General Performance	Closing the Gap	ESEA Grade	Accountability Indicator
2014	Excellent	Good	TBD	TBD	A	N/A
2013	Excellent	Good	GOLD	N/A	A	N/A
2012	Excellent	Excellent	GOLD	SILVER	A	N/A

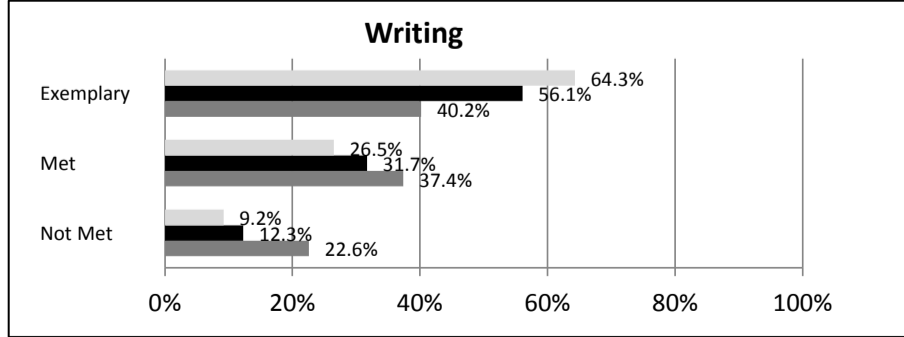
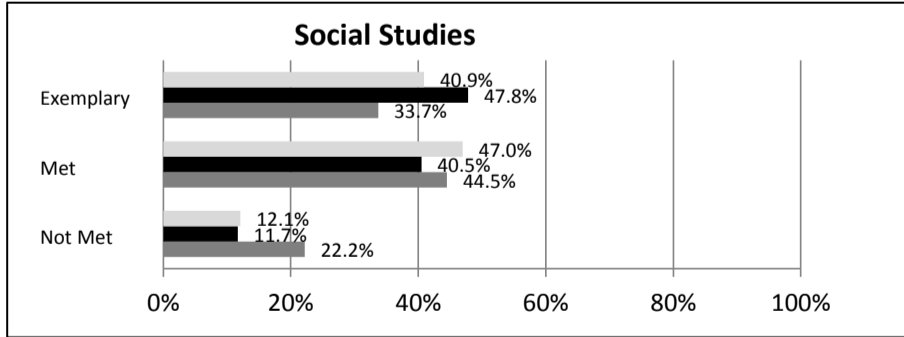
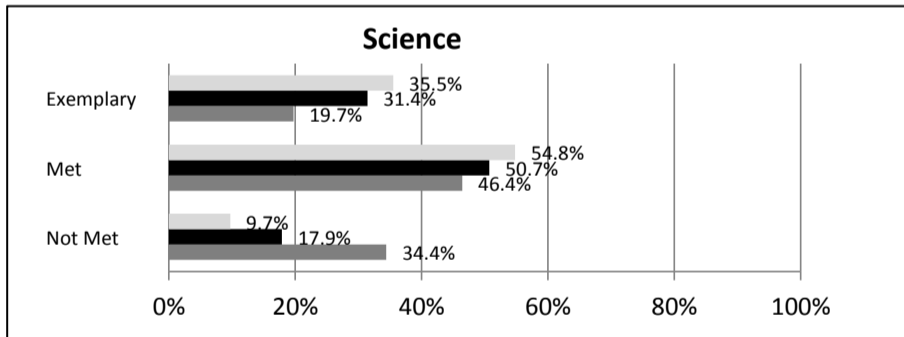
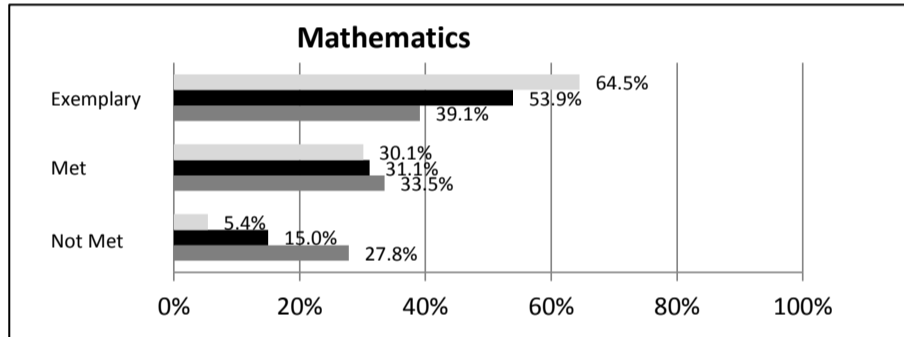
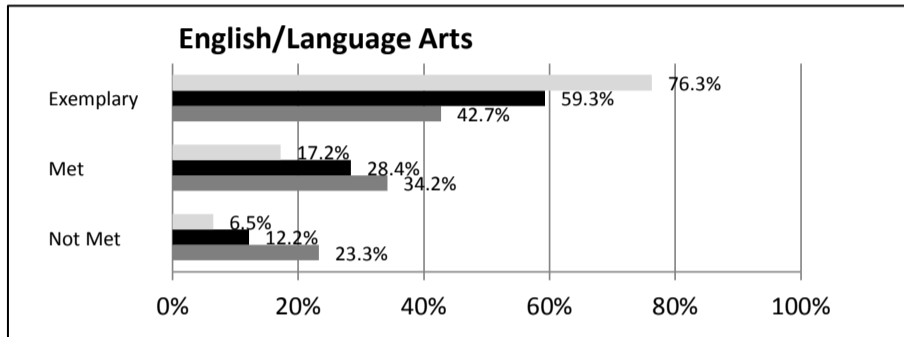
## ABSOLUTE RATINGS OF ELEMENTARY SCHOOLS WITH STUDENTS LIKE OURS\*

EXCELLENT	GOOD	AVERAGE	BELOW AVERAGE	AT-RISK
34	3	0	0	0

\* Ratings are calculated with data available by 04/27/2015. Schools with Students Like Ours are Elementary Schools with Poverty Indices of no more than 5% above or below the index for this school.

## SC PASS PERFORMANCE

Our School    Elementary Schools with Students Like Ours    Elem Schools Statewide



## NAEP\*

\*Performance reported for SC and nation, data not available at school level. Percentages at NAEP Achievement Levels.



## SC PERFORMANCE VISION

By 2020 all students will graduate with the knowledge and skills necessary to compete successfully in the global economy, participate in a democratic society and contribute positively as members of families and communities.

### Abbreviations Key

N/A-Not Applicable    N/AV-Not Available    N/C-Not Collected    N/R-Not Reported    I/S-Insufficient Sample    TBD-To Be Determined

**PALMETTO ACADEMY OF LEARNING & SUCCESS  
HORRY**

**SCHOOL PROFILE**

	Our School	Change from Last Year	Elementary Schools with Students Like Ours	Median Elementary Schools
<b>Students (n = 302)</b>				
Retention rate	0.6%	No change	1.0%	1.0%
Attendance rate	97.0%	Up from 94.5%	97.1%	96.5%
Served by gifted and talented program	20.0%	Down from 26.3%	13.3%	7.3%
With disabilities	6.1%	Down from 7.7%	10.8%	12.5%
Older than usual for grade	0.3%	Down from 1.3%	1.2%	1.8%
Out-of-school suspensions or expulsions for violent and/or criminal offenses	0.0%	N/A	0.0%	0.0%
<b>Teachers (n = 21)</b>				
Teachers with advanced degrees	33.3%	Up from 30.0%	64.9%	62.3%
Continuing contract teachers	47.6%	Down from 60.0%	88.9%	81.2%
Teachers returning from previous year	81.8%	N/A	91.4%	88.4%
Teacher attendance rate	97.5%	Up from 95.5%	95.4%	95.3%
Average teacher salary*	\$36,262	Down 9.1%	\$49,704	\$47,902
Classes not taught by highly qualified teachers	4.2%	Down from 24.1%	0.0%	0.0%
Professional development days/teacher	11.3 days	N/A	10.8 days	10.9 days
<b>School</b>				
Principal's years at school	4.0	N/A	5.0	4.0
Student-teacher ratio in core subjects	13.8 to 1	N/A	20.3 to 1	19.9 to 1
Prime instructional time	94.4%	Up from 89.6%	90.7%	90.7%
Opportunities in the arts	Good	N/A	Good	Good
SACS accreditation	No	N/A	Yes	Yes
Parents attending conferences	99.4%	N/A	99.8%	100.0%
Character development program	Good	N/A	Excellent	Excellent
Dollars spent per pupil**	\$8,456	Down 1.3%	\$7,205	\$7,680
Percent of expenditures for instruction**	43.6%	Down from 56.0%	67.4%	66.8%
Percent of expenditures for teacher salaries**	42.8%	Up from 41.0%	66.9%	66.0%
ESEA composite index score	99.4	Down from 100.0	96.5	85.7

\* Length of contract = 185+ days.

\*\*Prior year audited financial data available.

**EVALUATION RESULTS**

	Teachers	Students*	Parents*
Number of surveys returned	21	26	15
Percent satisfied with learning environment	100.0%	92.3%	93.4%
Percent satisfied with social and physical environment	100.0%	88.4%	93.3%
Percent satisfied with school-home relations	100.0%	92.3%	64.3%

\*Only students at the highest elementary school grade level at this school and their parents were included.

Comprehensive detail, including definitions of ratings, performance criteria, and explanations of status, is available on [www.ed.sc.gov](http://www.ed.sc.gov) and [www.eoc.sc.gov](http://www.eoc.sc.gov) as well as school and school district websites.

Printed versions are available from school districts upon request.

**REPORT OF PRINCIPAL AND SCHOOL IMPROVEMENT COUNCIL**

Palmetto Academy of Learning and Success, a Palmetto Gold recipient, is a public charter school located in the Market Common area of Myrtle Beach. The mission of PALS is to create a small, diverse learning environment that accommodates each student's individual differences, learning styles, and development while promoting high expectations for all students. By providing meaningful and innovative learning experiences, instruction for multiple learning styles, access to technology, and encouraging family and community involvement PALS is committed to guiding students in the development of both their character and academic potential in preparation for their success as lifelong learners. The staff at PALS is committed to the reinforcement of PALS' rigorous curriculum and high expectations for all students with more than 75% of the staff members holding or actively pursuing advanced degrees and almost half of the elementary classroom teachers holding certifications as reading specialists. PALS serves students from kindergarten through eighth grade and maintains class sizes of only 18 students per class. PALS' eighth graders moving on to high school have had the opportunity to earn 4 high school credits – English I honors, algebra I, geometry, and computer science/keyboarding. PALS also offers a full day gifted & talented pullout program with an average student to teacher ratio of 10:1. Students in kindergarten through second grade also receive gifted & talented instruction each week from a gifted and talented teacher. This small, diverse learning environment with highly qualified teachers attracts families seeking academically rigorous curriculum and whole-child development. The 2013-2014 school year was filled with many significant accomplishments for PALS! PALS moved into a brand new facility that was designed specifically to meet the goals of our program. The school also had two groups of teachers who were awarded \$1,000 each for innovative projects and PALS' teachers had over 12 projects (which totaled more than \$5,000 in materials) funded through community support. PALS continues to offer a local chapter of both the National Junior Honors Society and the Junior BETA club. Students had the opportunity to participate in sports (basketball, soccer, cheerleading, softball, baseball, volleyball) and more than 10 afterschool clubs. The PALS' Science Competition Team placed in numerous events at the Science Olympiad competition. Each class participated in a community service project such as: a canned food drive, pet supply drive, cards & letters to nursing homes, letters to veterans, beach sweeps, and recycling programs. We are looking forward to an equally exciting and rewarding 2014-2015 school year!

☐

☐

Courtney Fancher- Executive Director☐

☐

Stephanie Meridith- Board of Director's' President

**Abbreviations Key**

N/A-Not Applicable

N/AV-Not Available

N/C-Not Collected

N/R-Not Reported

I/S-Insufficient Sample

TBD-To Be Determined