



# SC Annual School Report Card Summary

River Oaks Elementary School  
**HORRY**  
 Grades: PK-5 Enrollment: 735  
 Principal: June Moorhead  
 Superintendent: Dr. Cynthia Elsberry  
 Board Chair: Joe DeFeo

## PERFORMANCE

Comprehensive detail, including definitions of ratings, performance criteria, and explanations of status, is available on [www.ed.sc.gov](http://www.ed.sc.gov) and [www.eoc.sc.gov](http://www.eoc.sc.gov) as well as school and school district websites. Printed versions are available from school districts upon request.

YEAR	ABSOLUTE RATING	GROWTH RATING	PALMETTO GOLD AND SILVER AWARD		ESEA/FEDERAL ACCOUNTABILITY RATING SYSTEM	
			General Performance	Closing the Gap	ESEA Grade	Accountability Indicator
2014	Excellent	Good	TBD	TBD	A	N/A
2013	Excellent	Average	GOLD	N/A	A	N/A
2012	N/A	N/A	N/A	N/A	N/A	N/A

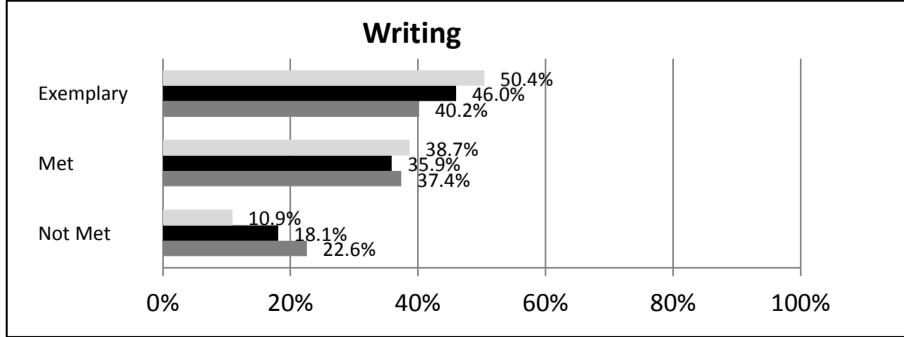
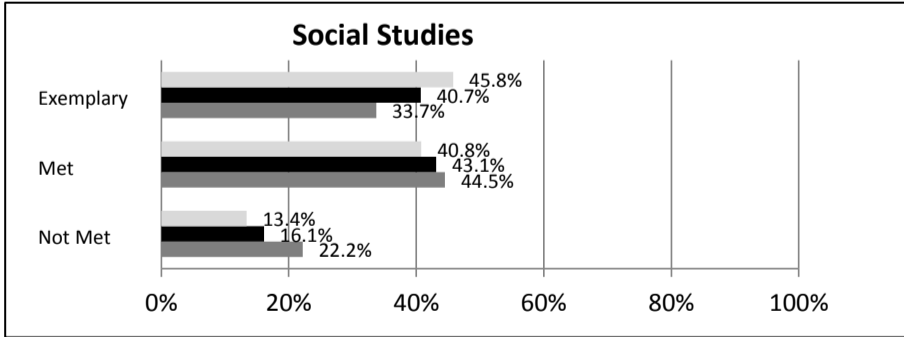
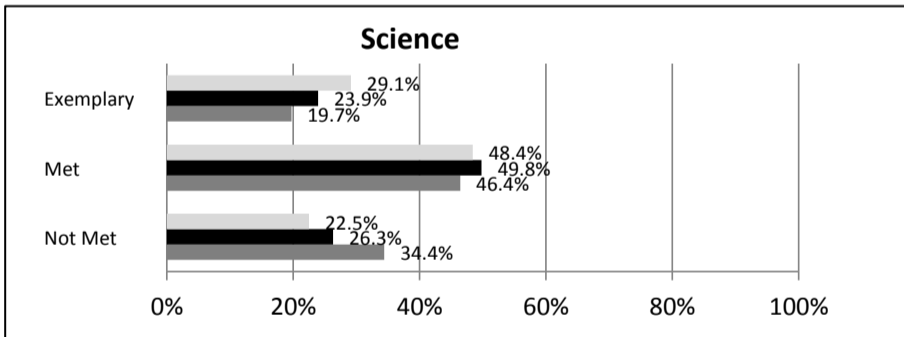
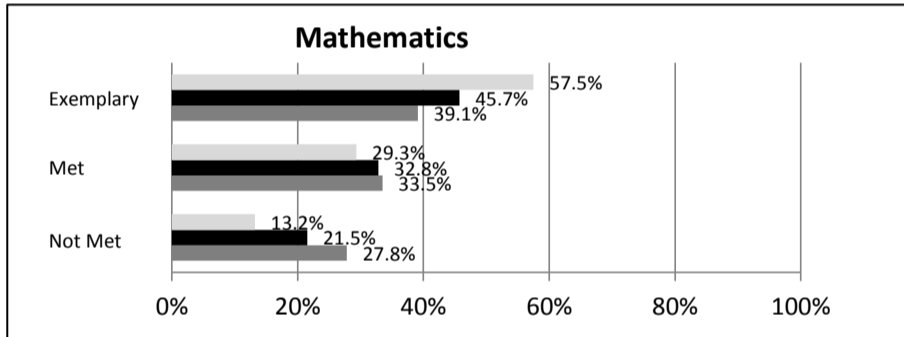
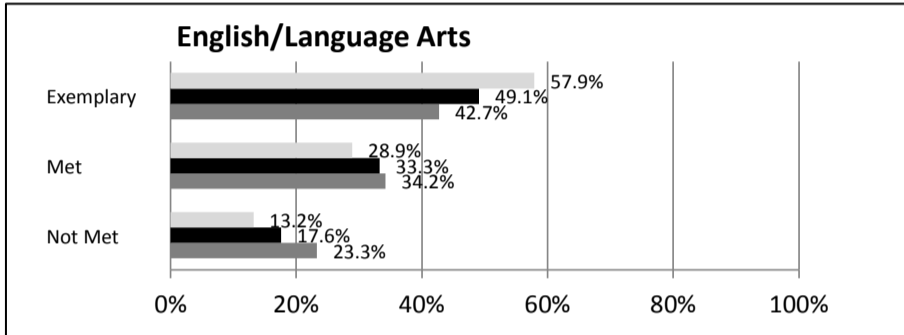
## ABSOLUTE RATINGS OF ELEMENTARY SCHOOLS WITH STUDENTS LIKE OURS\*

EXCELLENT	GOOD	AVERAGE	BELOW AVERAGE	AT-RISK
48	35	12	1	0

\* Ratings are calculated with data available by 04/27/2015. Schools with Students Like Ours are Elementary Schools with Poverty Indices of no more than 5% above or below the index for this school.

## SC PASS PERFORMANCE

Our School    Elementary Schools with Students Like Ours    Elem Schools Statewide



## NAEP\*

\*Performance reported for SC and nation, data not available at school level. Percentages at NAEP Achievement Levels.



**SC PERFORMANCE VISION**  
 By 2020 all students will graduate with the knowledge and skills necessary to compete successfully in the global economy, participate in a democratic society and contribute positively as members of families and communities.

### Abbreviations Key

N/A-Not Applicable    N/AV-Not Available    N/C-Not Collected    N/R-Not Reported    I/S-Insufficient Sample    TBD-To Be Determined

**River Oaks Elementary School  
HORRY**

**SCHOOL PROFILE**

	Our School	Change from Last Year	Elementary Schools with Students Like Ours	Median Elementary Schools
<b>Students (n = 735)</b>				
Retention rate	0.1%	Up from 0.0%	1.0%	1.0%
Attendance rate	96.4%	Up from 95.1%	96.5%	96.5%
Served by gifted and talented program	10.5%	Up from 10.1%	9.4%	7.3%
With disabilities	9.0%	Up from 5.0%	12.5%	12.5%
Older than usual for grade	0.3%	Down from 1.2%	1.8%	1.8%
Out-of-school suspensions or expulsions for violent and/or criminal offenses	0.3%	Down from 2.4%	0.0%	0.0%
<b>Teachers (n = 42)</b>				
Teachers with advanced degrees	57.1%	Up from 55.0%	64.0%	62.3%
Continuing contract teachers	88.1%	Up from 72.5%	85.4%	81.2%
Teachers returning from previous year	N/A	N/A	90.2%	88.4%
Teacher attendance rate	94.4%	Down from 95.7%	95.2%	95.3%
Average teacher salary*	\$49,958	Up 3.6%	\$49,668	\$47,902
Classes not taught by highly qualified teachers	3.1%	Up from 0.0%	0.0%	0.0%
Professional development days/teacher	21.3 days	Up from 19.9 days	11.7 days	10.9 days
<b>School</b>				
Principal's years at school	2.0	Up from 1.0	6.0	4.0
Student-teacher ratio in core subjects	24.6 to 1	Up from 21.6 to 1	20.4 to 1	19.9 to 1
Prime instructional time	89.0%	Up from 88.7%	90.6%	90.7%
Opportunities in the arts	Good	No change	Good	Good
SACS accreditation	Yes	No change	Yes	Yes
Parents attending conferences	96.2%	Up from 93.6%	100.0%	100.0%
Character development program	Excellent	Up from Good	Excellent	Excellent
Dollars spent per pupil**	\$8,159	N/A	\$7,252	\$7,680
Percent of expenditures for instruction**	72.6%	N/A	67.5%	66.8%
Percent of expenditures for teacher salaries**	72.1%	N/A	66.8%	66.0%
ESEA composite index score	97.9	Up from 93.6	91.3	85.7

\* Length of contract = 185+ days.

\*\*Prior year audited financial data available.

**EVALUATION RESULTS**

	Teachers	Students*	Parents*
Number of surveys returned	43	95	39
Percent satisfied with learning environment	93.0%	93.7%	89.7%
Percent satisfied with social and physical environment	97.7%	88.5%	89.1%
Percent satisfied with school-home relations	97.7%	93.7%	65.8%

\*Only students at the highest elementary school grade level at this school and their parents were included.

Comprehensive detail, including definitions of ratings, performance criteria, and explanations of status, is available on [www.ed.sc.gov](http://www.ed.sc.gov) and [www.eoc.sc.gov](http://www.eoc.sc.gov) as well as school and school district websites.

Printed versions are available from school districts upon request.

**REPORT OF PRINCIPAL AND SCHOOL IMPROVEMENT COUNCIL**

River Oaks Elementary School has had a very successful second year in 2013-2014. We are extremely proud to be the only "Green School" in the Horry County School system, building on our hands-on learning and conservation initiatives. Our school has a rigorous recycling program, participates in "Green Apple Week," and is actively involved in the Horry County Solid Waste Authority's "Talkin' Trash" initiative.

Teachers and students are rapidly moving away from pencils and paper, and moving into becoming 21st century learners by utilizing laptops, iPads, scrolling televisions, Smartboards, and hallway interactive panels. This year, our robotics team won first place in the regional First Lego League robotics competition. River Oaks Elementary School also sent students to represent us at the Horry County Schools Technology Fair and received numerous awards for their projects. We celebrated school year milestones and kept our students actively engaged with a 50's Day celebration, a 100th day of school dress-up day, and a 101 Dalmatian Day, as well as quarterly award ceremonies to recognize student achievements.

In our first year, River Oaks Elementary School earned an Excellent Absolute rating and an Average Growth rating from the SC State Department of Education. We collect data using a variety of measurements, to include MAP, DIBELS, PASS, and Benchmark tests. The analysis of this data helps our staff to implement appropriate instruction that will advance our students at all levels.

At River Oaks Elementary School, we utilize Positive Behavioral Intervention and Supports (PBIS) and Covey's Habits for Highly Effective Kids to empower our students to become responsible citizens, leaders, and learners. Our students actively used these principals as participants in The Great Kindness Challenge and Red Ribbon Week.

River Oaks Elementary School truly believes it is important to support our local community. Each grade level is committed to successfully implementing its own service learning project. We have also participated in activities that support the United Way, March of Dimes, Ripley's Fun Run, the Salvation Army's Angel Tree, and a canned food drive to assist our local food pantry.

We greatly appreciate the support we receive back from our community, to include our PTO, SIC, and business partners. Some of the exciting events we have held this year include breakfast for parents, grandparents, and staff, our Winter Otterfest, spirit days, Field Day, Fine Arts Day, Career Day, Teacher Appreciation Week, and Family Reading Nights.

The faculty and staff at River Oaks Elementary School looks forward to continuing these collaborative efforts with our parents and community members to help our students become model citizens and lifelong learners.

Dr. June Moorhead, Principal, River Oaks Elementary School

Lorraine Mallon, School Improvement Council Chair

**Abbreviations Key**

N/A-Not Applicable

N/AV-Not Available

N/C-Not Collected

N/R-Not Reported

I/S-Insufficient Sample

TBD-To Be Determined