



# SC Annual School Report Card Summary

**Burgess Elementary School**  
**HORRY**  
**Grades: PK-5** Enrollment: 720  
**Principal: Donna Hooks**  
**Superintendent: Dr. Cynthia Elsberry**  
**Board Chair: Joe DeFeo**

## PERFORMANCE

Comprehensive detail, including definitions of ratings, performance criteria, and explanations of status, is available on [www.ed.sc.gov](http://www.ed.sc.gov) and [www.eoc.sc.gov](http://www.eoc.sc.gov) as well as school and school district websites. Printed versions are available from school districts upon request.

YEAR	ABSOLUTE RATING	GROWTH RATING	PALMETTO GOLD AND SILVER AWARD		ESEA/FEDERAL ACCOUNTABILITY RATING SYSTEM	
			General Performance	Closing the Gap	ESEA Grade	Accountability Indicator
2014	Excellent	Good	TBD	TBD	A	N/A
2013	Excellent	Good	GOLD	GOLD	A	N/A
2012	Excellent	Excellent	GOLD	SILVER	A	N/A

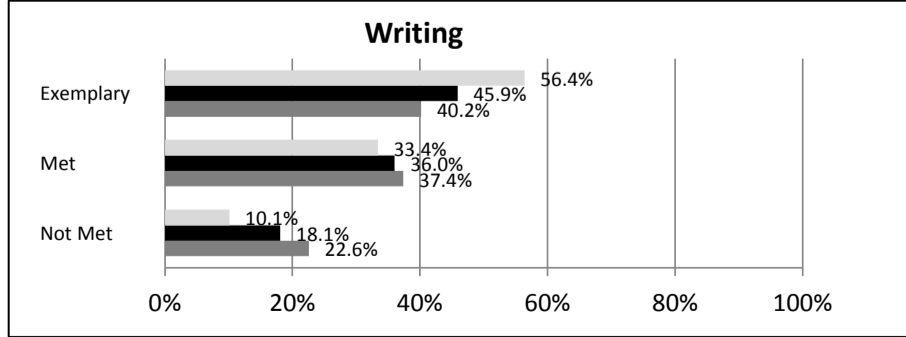
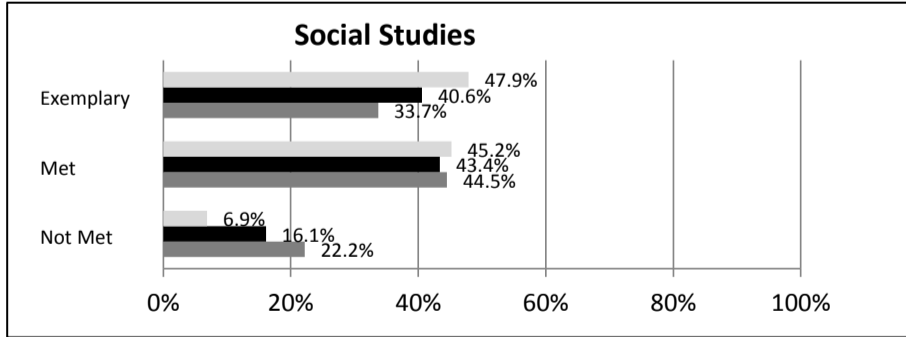
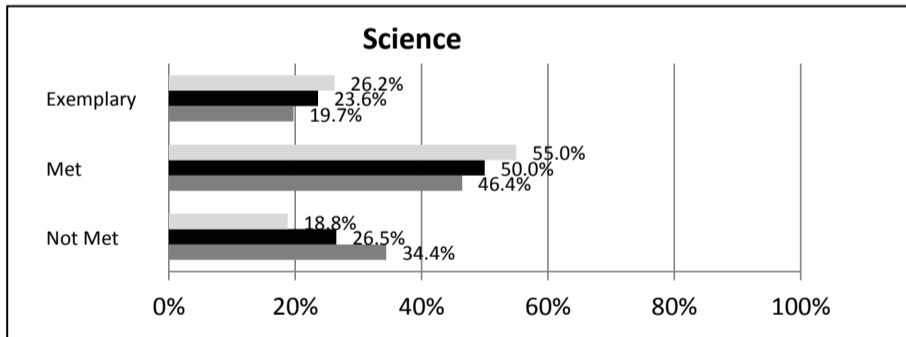
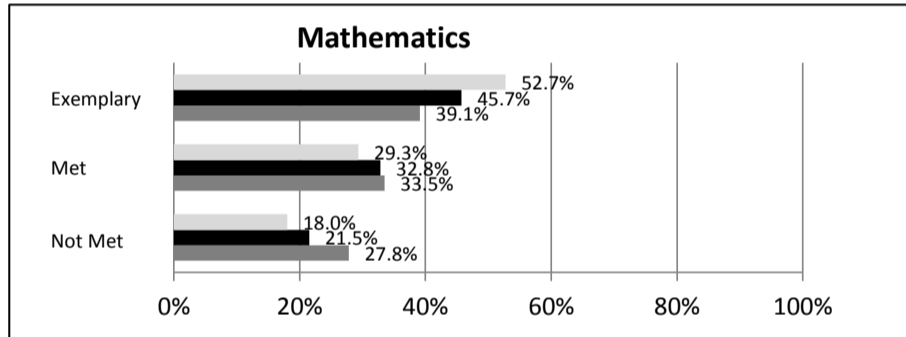
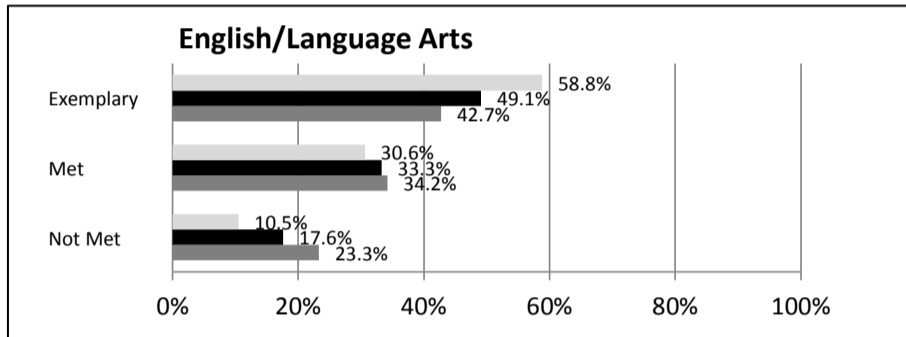
## ABSOLUTE RATINGS OF ELEMENTARY SCHOOLS WITH STUDENTS LIKE OURS\*

EXCELLENT	GOOD	AVERAGE	BELOW AVERAGE	AT-RISK
48	35	13	1	0

\* Ratings are calculated with data available by 04/27/2015. Schools with Students Like Ours are Elementary Schools with Poverty Indices of no more than 5% above or below the index for this school.

## SC PASS PERFORMANCE

Our School    Elementary Schools with Students Like Ours    Elem Schools Statewide



## NAEP\*

\*Performance reported for SC and nation, data not available at school level. Percentages at NAEP Achievement Levels.



**SC PERFORMANCE VISION**  
 By 2020 all students will graduate with the knowledge and skills necessary to compete successfully in the global economy, participate in a democratic society and contribute positively as members of families and communities.

### Abbreviations Key

N/A-Not Applicable    N/AV-Not Available    N/C-Not Collected    N/R-Not Reported    I/S-Insufficient Sample    TBD-To Be Determined

**Burgess Elementary School  
HORRY**

**SCHOOL PROFILE**

	Our School	Change from Last Year	Elementary Schools with Students Like Ours	Median Elementary Schools
<b>Students (n = 720)</b>				
Retention rate	0.4%	Up from 0.2%	1.0%	1.0%
Attendance rate	97.2%	Up from 96.0%	96.5%	96.5%
Served by gifted and talented program	11.0%	Down from 13.5%	9.4%	7.3%
With disabilities	9.2%	Down from 10.4%	12.3%	12.5%
Older than usual for grade	1.0%	Up from 0.6%	1.8%	1.8%
Out-of-school suspensions or expulsions for violent and/or criminal offenses	0.3%	Down from 0.5%	0.0%	0.0%
<b>Teachers (n = 41)</b>				
Teachers with advanced degrees	58.5%	Up from 52.5%	64.3%	62.3%
Continuing contract teachers	75.6%	Down from 82.5%	85.7%	81.2%
Teachers returning from previous year	94.1%	Up from 92.2%	90.3%	88.4%
Teacher attendance rate	94.1%	Up from 93.7%	95.2%	95.3%
Average teacher salary*	\$47,721	Up 0.9%	\$49,790	\$47,902
Classes not taught by highly qualified teachers	0.0%	No change	0.0%	0.0%
Professional development days/teacher	21.7 days	Up from 21.6 days	11.6 days	10.9 days
<b>School</b>				
Principal's years at school	7.0	Up from 6.0	6.0	4.0
Student-teacher ratio in core subjects	22.3 to 1	Up from 22.0 to 1	20.6 to 1	19.9 to 1
Prime instructional time	88.4%	Up from 86.8%	90.8%	90.7%
Opportunities in the arts	Good	No change	Good	Good
SACS accreditation	Yes	No change	Yes	Yes
Parents attending conferences	100.0%	No change	100.0%	100.0%
Character development program	Excellent	No change	Excellent	Excellent
Dollars spent per pupil**	\$8,071	Up 0.6%	\$7,262	\$7,680
Percent of expenditures for instruction**	62.0%	Down from 65.0%	67.6%	66.8%
Percent of expenditures for teacher salaries**	61.3%	Up from 61.0%	66.8%	66.0%
ESEA composite index score	95.6	Up from 95.4	91.5	85.7

\* Length of contract = 185+ days.

\*\*Prior year audited financial data available.

**EVALUATION RESULTS**

	Teachers	Students*	Parents*
Number of surveys returned	40	101	88
Percent satisfied with learning environment	95.0%	97.1%	97.7%
Percent satisfied with social and physical environment	100.0%	98.0%	98.8%
Percent satisfied with school-home relations	100.0%	96.1%	79.5%

\*Only students at the highest elementary school grade level at this school and their parents were included.

Comprehensive detail, including definitions of ratings, performance criteria, and explanations of status, is available on [www.ed.sc.gov](http://www.ed.sc.gov) and [www.eoc.sc.gov](http://www.eoc.sc.gov) as well as school and school district websites.

Printed versions are available from school districts upon request.

**REPORT OF PRINCIPAL AND SCHOOL IMPROVEMENT COUNCIL**

What a wonderful year of celebrations we have had at Burgess Elementary! We were named a Model School and were recognized as a National School of Character and as a Green Steps School. We received an Absolute Rating of Excellent and an Improvement Rating of Good on our school report card and were awarded Palmetto Gold Awards for General Performance and for Closing the Achievement Gap. Amber Gordon was selected as Teacher of the Year, B.J. Hayden as Support Staff Employee of the Year, and Donna Hooks was a finalist for the SC Elementary Principal of the Year.☒

☒ At Burgess Elementary we strived daily to move every student to high levels of learning. Using formative and summative data, we regularly monitored each child's progress, set and charted goals, and celebrated individual and school successes. Students maintained individual data notebooks and shared their progress at student-led conferences in the fall. Our students experienced differentiated instruction across curriculum areas through blended learning and hands-on outdoor classroom experiences in our Rain, Habitat, Art, and Community Gardens and in our new Reading Orchard. We preserved our community's rich history and featured interactive activities and exhibits in the Burgess Elementary School Museum. We encouraged and developed student leadership as a focus for all students.☒

☒ Civic, personal, and social responsibilities are priorities at Burgess Elementary and were taught through classroom lessons, guidance activities, and a school-wide focus on leadership, lifeskills, and lifelong guidelines. During November, we learned about our freedoms as Americans through patriotic workstations and celebrated community veterans and active military with elementary and primary Veterans Day programs. We experienced different cultures on Diversity Day and showcased student projects at the district Technology Fair. Each grade level participated in service learning opportunities. Before and after school clubs encouraged creative interests and included Student Council, Drama Club, Art Club, Archery Club, iServe Club, Chorus, and Book Club.☒

☒ The success of any school requires the support of an involved School Improvement Council, active PTO, faithful volunteers, and generous business partners. Our SIC led efforts to improve school grounds, decrease childhood obesity, enhance family involvement, and grow student leaders. This year's PTO sponsored many events and raised funds to purchase additional equipment, supplies, and materials. Volunteers included parents, grandparents, and community members who served as Rockin' Readers, mentors and tutors, chaperoned study trips, and worked during other school-wide activities. Our business partners supplied student and staff incentives and volunteered their time and talents.☒

☒ Our mission, in partnership with our community, is to provide a safe and nurturing learning habitat that develops lifelong leaders and learners as responsible members of society. Burgess Elementary School...simply the BEST!

☒ Donna Hooks, Principal☒

☒ Dan Jenne, School Improvement Council Chairperson 2013-2014

**Abbreviations Key**

**N/A**-Not Applicable

**N/AV**-Not Available

**N/C**-Not Collected

**N/R**-Not Reported

**I/S**-Insufficient Sample

**TBD**-To Be Determined