



SC Annual School Report Card Summary

Ocean Bay Elementary
HORRY
 Grades: PK-5
 Principal: Ben Prince
 Superintendent: Dr. Cynthia Elsberry
 Board Chair: Joe DeFeo

Enrollment: 669

PERFORMANCE

Comprehensive detail, including definitions of ratings, performance criteria, and explanations of status, is available on www.ed.sc.gov and www.eoc.sc.gov as well as school and school district websites. Printed versions are available from school districts upon request.

YEAR	ABSOLUTE RATING	GROWTH RATING	PALMETTO GOLD AND SILVER AWARD		ESEA/FEDERAL ACCOUNTABILITY RATING SYSTEM	
			General Performance	Closing the Gap	ESEA Grade	Accountability Indicator
2014	Excellent	Excellent	TBD	TBD	A	N/A
2013	Excellent	Excellent	GOLD	GOLD	A	N/A
2012	Excellent	Excellent	GOLD	GOLD	A	N/A

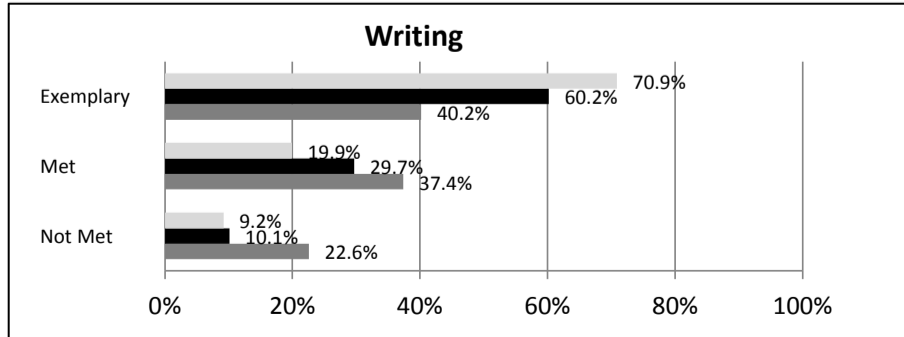
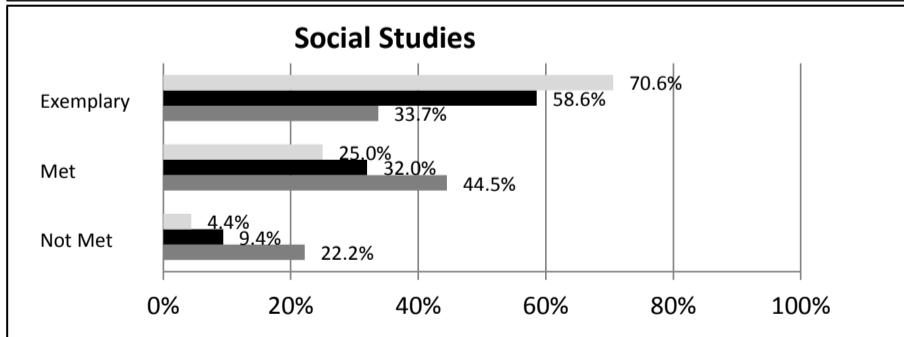
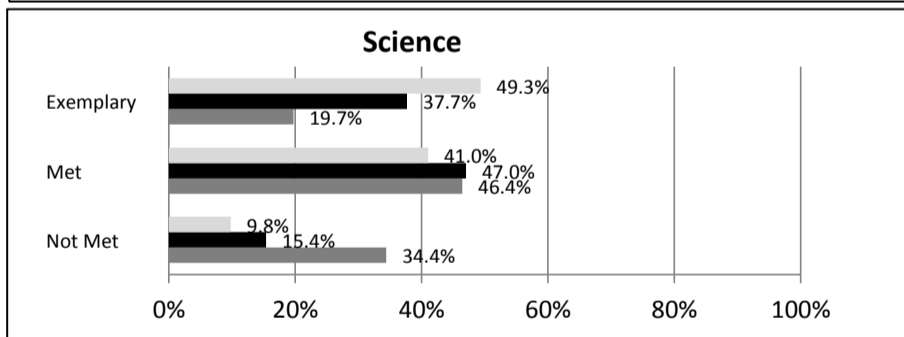
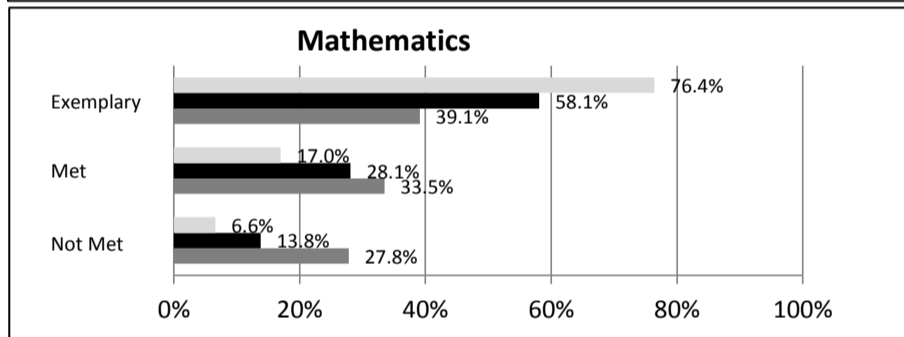
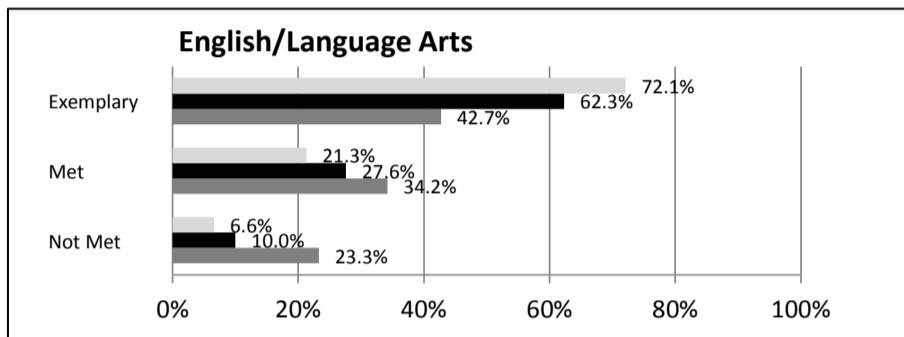
ABSOLUTE RATINGS OF ELEMENTARY SCHOOLS WITH STUDENTS LIKE OURS*

EXCELLENT	GOOD	AVERAGE	BELOW AVERAGE	AT-RISK
24	2	0	0	0

* Ratings are calculated with data available by 04/27/2015. Schools with Students Like Ours are Elementary Schools with Poverty Indices of no more than 5% above or below the index for this school.



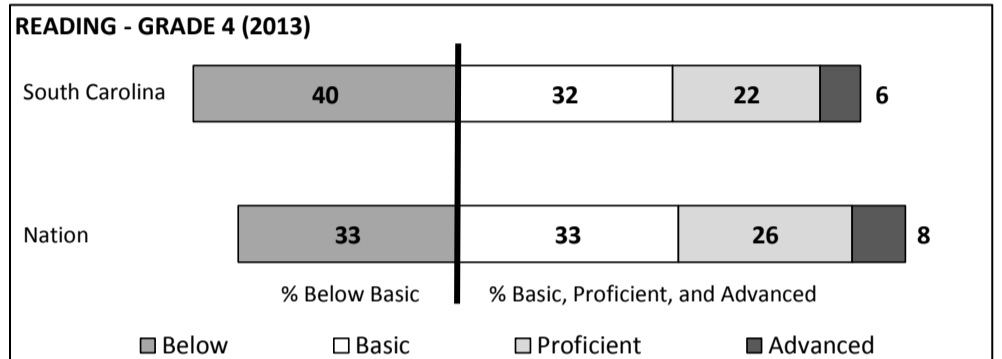
SC PASS PERFORMANCE

Our School Elementary Schools with Students Like Ours Elem Schools Statewide



NAEP*

*Performance reported for SC and nation, data not available at school level. Percentages at NAEP Achievement Levels.



SC PERFORMANCE VISION

By 2020 all students will graduate with the knowledge and skills necessary to compete successfully in the global economy, participate in a democratic society and contribute positively as members of families and communities.

Abbreviations Key

N/A-Not Applicable N/AV-Not Available N/C-Not Collected N/R-Not Reported I/S-Insufficient Sample TBD-To Be Determined

**Ocean Bay Elementary
HORRY**

SCHOOL PROFILE

	Our School	Change from Last Year	Elementary Schools with Students Like Ours	Median Elementary Schools
Students (n = 669)				
Retention rate	0.5%	Up from 0.3%	0.5%	1.0%
Attendance rate	97.4%	Up from 96.2%	97.1%	96.5%
Served by gifted and talented program	17.0%	Down from 17.2%	16.7%	7.3%
With disabilities	10.1%	Down from 11.6%	9.8%	12.5%
Older than usual for grade	0.7%	Down from 0.8%	1.0%	1.8%
Out-of-school suspensions or expulsions for violent and/or criminal offenses	0.0%	Down from 0.3%	0.0%	0.0%
Teachers (n = 43)				
Teachers with advanced degrees	58.1%	Down from 60.0%	65.6%	62.3%
Continuing contract teachers	93.0%	Up from 92.5%	89.1%	81.2%
Teachers returning from previous year	80.0%	Up from 79.0%	88.8%	88.4%
Teacher attendance rate	96.0%	Up from 94.6%	95.4%	95.3%
Average teacher salary*	\$51,754	Up 1.0%	\$50,296	\$47,902
Classes not taught by highly qualified teachers	0.0%	No change	0.0%	0.0%
Professional development days/teacher	20.4 days	Up from 14.6 days	12.6 days	10.9 days
School				
Principal's years at school	2.0	Up from 1.0	4.0	4.0
Student-teacher ratio in core subjects	21.5 to 1	Down from 22.5 to 1	20.2 to 1	19.9 to 1
Prime instructional time	90.8%	Up from 88.5%	90.8%	90.7%
Opportunities in the arts	Good	No change	Good	Good
SACS accreditation	Yes	No change	Yes	Yes
Parents attending conferences	100.0%	No change	100.0%	100.0%
Character development program	Good	Down from Excellent	Excellent	Excellent
Dollars spent per pupil**	\$8,680	Up 15.3%	\$7,485	\$7,680
Percent of expenditures for instruction**	66.7%	Down from 70.0%	66.7%	66.8%
Percent of expenditures for teacher salaries**	65.7%	Up from 65.0%	65.7%	66.0%
ESEA composite index score	98.6	Down from 99.9	96.4	85.7

* Length of contract = 185+ days.

**Prior year audited financial data available.

EVALUATION RESULTS

	Teachers	Students*	Parents*
Number of surveys returned	41	110	56
Percent satisfied with learning environment	97.5%	95.5%	94.7%
Percent satisfied with social and physical environment	100.0%	93.4%	94.4%
Percent satisfied with school-home relations	100.0%	98.2%	67.2%

*Only students at the highest elementary school grade level at this school and their parents were included.

Comprehensive detail, including definitions of ratings, performance criteria, and explanations of status, is available on www.ed.sc.gov and www.eoc.sc.gov as well as school and school district websites.

Printed versions are available from school districts upon request.

REPORT OF PRINCIPAL AND SCHOOL IMPROVEMENT COUNCIL

Dear Parent or Guardian(s):

At Ocean Bay Elementary School, we strive to create an environment that is conducive to learning while focusing on service to students. The School Improvement Council for our school has prepared this School Summary Report for you and for the members of our community who are interested in our school. The Ocean Bay Elementary School family has experienced many successes during the 2013-2014 school year. The State Department of Education named Ocean Bay Elementary a Palmetto Gold School again this year. This is a prestigious award that we are proud of and it reflects our commitment to meet the needs of each child academically, socially, and emotionally. To ensure we continue to meet the needs of each child, we incorporate a cadre of instructional strategies and assessment tools. We utilize our grade level planning times to plan, review assessment data, and monitor our pacing. Types of data used to guide our instruction are MAP, DIBELS, PASS, Benchmark, formal and informal assessments. Our administrative team monitors instruction by using a schedule for classroom walkthrough visits, and we work with our teachers to debrief and use the data to improve instruction.

Our school has continued to improve upon our facilities as well. We have added new signs around the property that make it easier for parents and visitors to move safely throughout our school grounds. We have added benches and tables to our recently renovated playground as well which offers additional space for our children to sit and hold classes outside. We will continue to improve and upgrade our facilities as needs arise.

Our School Improvement Council (SIC) has led an effort to support our school in the area of academics. In an effort to assist the school with preparation for MAP testing, our SIC continued this year providing stickers to be worn home each night before a child takes his/her test. The sticker gives information to parents on how they could assist their child in making sure he/she was ready and well prepared the following day. Our SIC has also worked to start a program that will partner with a local retirement center. This is an effort to allow for additional community service opportunities for our students.

The Parent Teacher Organization (PTO) at our school has done a wonderful job supporting the students and staff members this year. The PTO has sponsored many activities and appreciations this year including OBE nights at local restaurants. Our PTO works to support our faculty and the academic, social, and emotional needs of our children.

Our Ocean Bay Elementary faculty and staff continue to celebrate the academic success of all children, and we look forward to building on our instructional excellence for years to come.

Educationally Yours,

Ben Prince, Principal
Chairperson

Angel Quickery, SIC

Abbreviations Key

N/A-Not Applicable

N/AV-Not Available

N/C-Not Collected

N/R-Not Reported

I/S-Insufficient Sample

TBD-To Be Determined