



# SC Annual School Report Card Summary

Socastee Elementary

HORRY

Grades: PK-5

Enrollment: 745

Principal: Diane M. Thompson

Superintendent: Dr. Cynthia Elsberry

Board Chair: Joe DeFeo

## PERFORMANCE

Comprehensive detail, including definitions of ratings, performance criteria, and explanations of status, is available on [www.ed.sc.gov](http://www.ed.sc.gov) and [www.eoc.sc.gov](http://www.eoc.sc.gov) as well as school and school district websites. Printed versions are available from school districts upon request.

YEAR	ABSOLUTE RATING	GROWTH RATING	PALMETTO GOLD AND SILVER AWARD		ESEA/FEDERAL ACCOUNTABILITY RATING SYSTEM	
			General Performance	Closing the Gap	ESEA Grade	Accountability Indicator
2014	Excellent	Good	TBD	TBD	A	Reward
2013	Excellent	Excellent	GOLD	GOLD	A	Reward
2012	Excellent	Excellent	GOLD	N/A	A	Reward

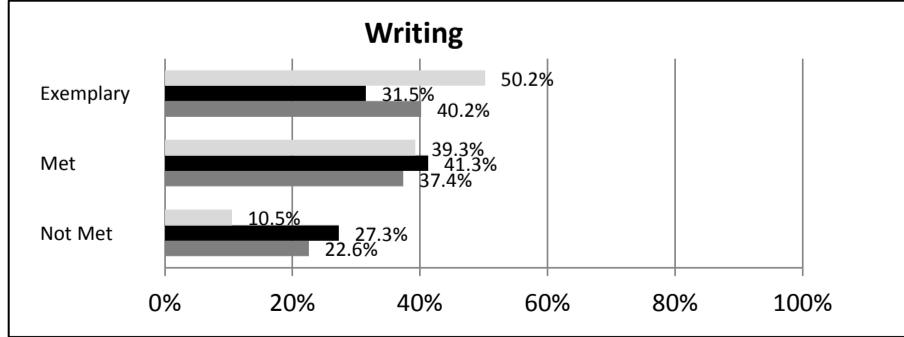
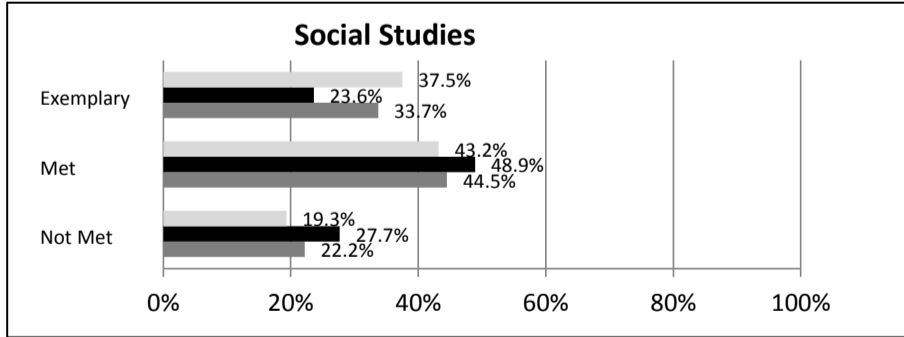
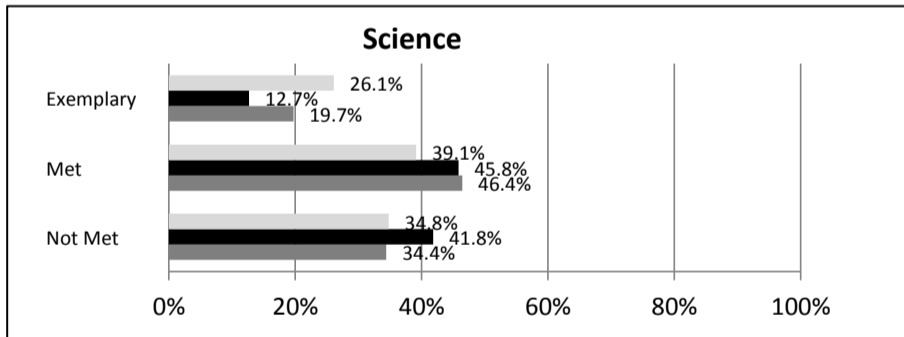
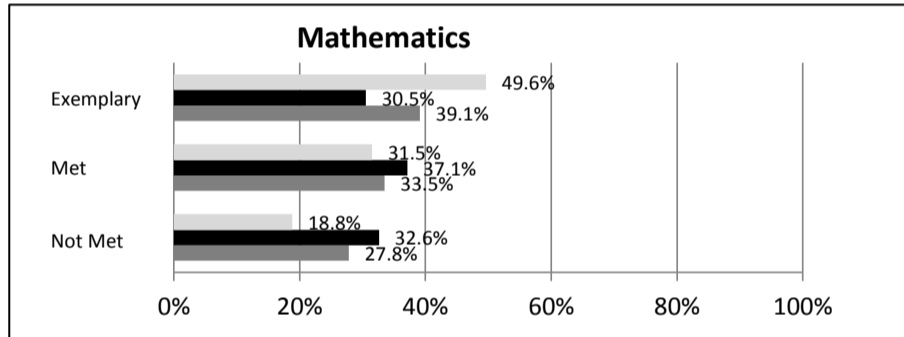
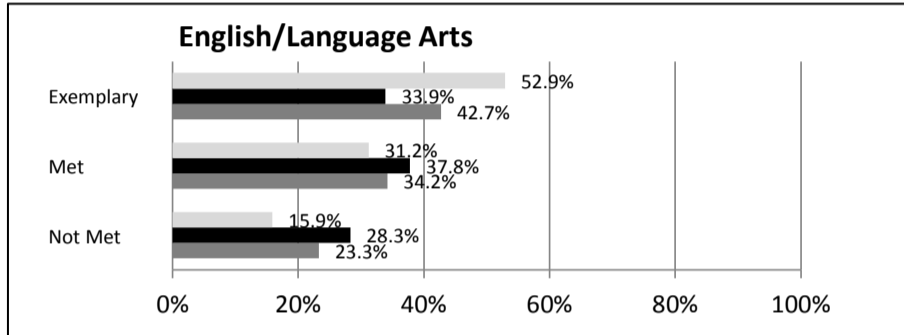
## ABSOLUTE RATINGS OF ELEMENTARY SCHOOLS WITH STUDENTS LIKE OURS\*

EXCELLENT	GOOD	AVERAGE	BELOW AVERAGE	AT-RISK
11	15	114	8	1

\* Ratings are calculated with data available by 04/27/2015. Schools with Students Like Ours are Elementary Schools with Poverty Indices of no more than 5% above or below the index for this school.


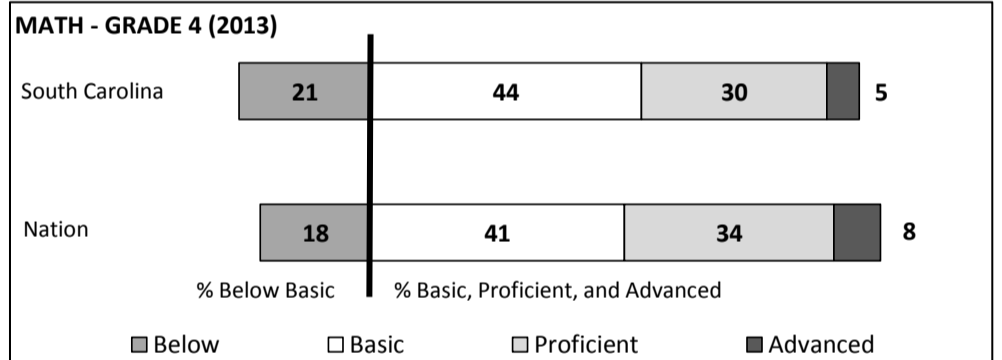
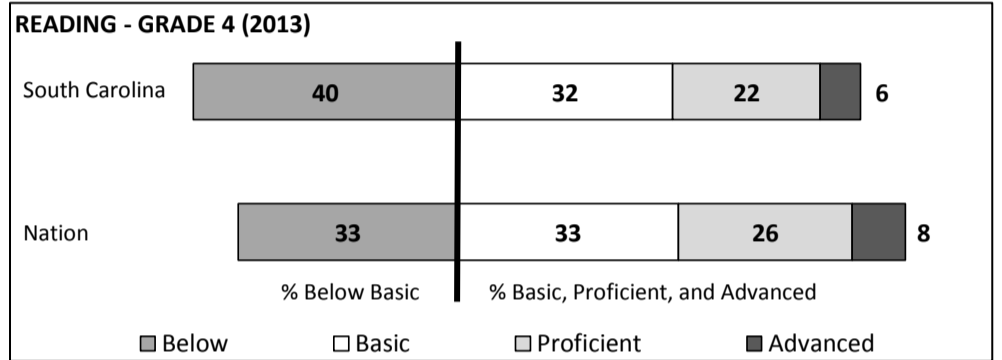
## SC PASS PERFORMANCE

Our School    Elementary Schools with Students Like Ours    Elem Schools Statewide



## NAEP\*

\*Performance reported for SC and nation, data not available at school level. Percentages at NAEP Achievement Levels.



## SC PERFORMANCE VISION

By 2020 all students will graduate with the knowledge and skills necessary to compete successfully in the global economy, participate in a democratic society and contribute positively as members of families and communities.

## Abbreviations Key

N/A-Not Applicable

N/AV-Not Available

N/C-Not Collected

N/R-Not Reported

I/S-Insufficient Sample

TBD-To Be Determined

**Socastee Elementary  
HORRY**

**SCHOOL PROFILE**

	Our School	Change from Last Year	Elementary Schools with Students Like Ours	Median Elementary Schools
<b>Students (n = 745)</b>				
Retention rate	0.9%	Down from 2.4%	1.3%	1.0%
Attendance rate	97.2%	Up from 96.2%	96.1%	96.5%
Served by gifted and talented program	7.3%	Down from 8.3%	4.8%	7.3%
With disabilities	12.9%	Up from 12.8%	13.9%	12.5%
Older than usual for grade	1.5%	Down from 2.6%	2.3%	1.8%
Out-of-school suspensions or expulsions for violent and/or criminal offenses	1.3%	Up from 0.4%	0.0%	0.0%
<b>Teachers (n = 48)</b>				
Teachers with advanced degrees	64.6%	Up from 60.4%	60.0%	62.3%
Continuing contract teachers	87.5%	No change	80.0%	81.2%
Teachers returning from previous year	91.5%	Down from 93.6%	87.6%	88.4%
Teacher attendance rate	94.0%	Down from 95.0%	95.2%	95.3%
Average teacher salary*	\$55,107	Up 1.9%	\$47,325	\$47,902
Classes not taught by highly qualified teachers	0.0%	No change	0.0%	0.0%
Professional development days/teacher	11.0 days	Down from 23.9 days	11.0 days	10.9 days
<b>School</b>				
Principal's years at school	1.0	Down from 4.0	4.0	4.0
Student-teacher ratio in core subjects	20.9 to 1	Up from 7.7 to 1	19.4 to 1	19.9 to 1
Prime instructional time	89.3%	Down from 90.0%	90.0%	90.7%
Opportunities in the arts	Good	No change	Good	Good
SACS accreditation	Yes	No change	Yes	Yes
Parents attending conferences	100.0%	No change	100.0%	100.0%
Character development program	Excellent	No change	Excellent	Excellent
Dollars spent per pupil**	\$9,512	Down 7.3%	\$8,000	\$7,680
Percent of expenditures for instruction**	60.7%	Down from 71.0%	65.7%	66.8%
Percent of expenditures for teacher salaries**	60.1%	Down from 63.0%	64.8%	66.0%
ESEA composite index score	96.4	Down from 100.0	79.5	85.7

\* Length of contract = 185+ days.

\*\*Prior year audited financial data available.

**EVALUATION RESULTS**

	Teachers	Students*	Parents*
Number of surveys returned	53	71	66
Percent satisfied with learning environment	92.5%	100.0%	92.4%
Percent satisfied with social and physical environment	100.0%	97.1%	87.8%
Percent satisfied with school-home relations	92.5%	94.3%	76.6%

\*Only students at the highest elementary school grade level at this school and their parents were included.

Comprehensive detail, including definitions of ratings, performance criteria, and explanations of status, is available on [www.ed.sc.gov](http://www.ed.sc.gov) and [www.eoc.sc.gov](http://www.eoc.sc.gov) as well as school and school district websites.

Printed versions are available from school districts upon request.

**REPORT OF PRINCIPAL AND SCHOOL IMPROVEMENT COUNCIL**

The Socastee Elementary family celebrated a very successful and rewarding 2013-14 school year! The hard work of our faculty, staff, and students along with our parent support contributed to our continued success! Mrs. Leslie Wojcik was named Socastee's Teacher of the Year for 2013-14 and Mrs. Melody Adams was named Support Staff of the Year as well as Top 5 District Support Staff of the Year. Socastee Elementary received Absolute and Improvement Ratings of Excellent on our report card as well as Palmetto Gold School for Outstanding Student Academic Performance and Closing the Achievement Gap. We celebrated being ranked in the top five percent of 'schools like us' and were named a National Blue Ribbon School nominee. The dedication, commitment, and high expectations of our faculty, staff, and parents provided for a very productive year. We began the school year with school-wide class meetings for parents. To achieve our goals, faculty and staff analyzed data in order to plan interventions and inform instruction. Teacher, administration, and student conferences were held throughout the year to set student achievement goals and analyze the progress toward meeting those goals based on DIBELS, MAP(Measures of Academic Progress), Imagine It! Lesson assessments, and PASS data. Before and after school tutoring was offered for math and ELA along with Homework helper time. Kindergarten assistants and interventionists worked with students in small groups to improve student literacy skills with BURST interventions. We purchased 60 IPADS in addition to the 50 already in use for grades K-2 in order to increase technology use and differentiate instruction during workstation time. Our Title One funds supported an instructional coach, reading recovery, interventionists, active parenting workshops, and consultants to provide professional development for our staff. We had wonderful community support that came through generous gifts from the "Caring for Kids" organization on a weekly basis in addition to our local business partners. We received \$27, 614.01 from the Fruit and Vegetable Grant. ☐

Our third grade students went to Ft. Sumter, our fourth grade went to Columbia and stepped back into Colonial times when Camp Flintlock visited our school, and our Fifth graders spent three days at Camp Saint Christopher on Barrier Island south of Charleston. We had Diamond Dell, Table Manners Day, Spring Fling, Choral presentations, our annual PASS Pep Rally, MAP Goals celebrations, Muffins for Moms, and Donuts for Dads as we kicked off our Watch D.O.G.S. (Dads of Great Students) program. It truly was a year of celebrations. We implemented the monthly Shark Pride Award Principal's celebration for students who earned ten Shark Pride Life Skills Bracelets by modeling life skills throughout our day as we have high expectations for being good citizens. Our school community raised money for March of Dimes, Relay for Life and the American Heart Association Jump Rope for Heart. We received generous support from our PTO who provided several fundraiser events, family events, and student reward programs. PTO sponsored family movie nights, Spirit Nights, Spring Fling, Choral Presentations, field trips, as well as 3rd, 4th, and 5th grade end of year celebrations. Countless hours of volunteer time was spent helping students with academic and character development. We strive every day to provide our students with an enriching, quality environment where our children can reach their full potential. ☐

☐ Thank you for sharing your children with us as continue to grow hearts and minds! ☐

**Abbreviations Key**

**N/A**-Not Applicable

**N/AV**-Not Available

**N/C**-Not Collected

**N/R**-Not Reported

**I/S**-Insufficient Sample

**TBD**-To Be Determined