



SC Annual School Report Card Summary

Myrtle Beach Intermediate School
HORRY
 Grades: 4-5 Enrollment: 674
 Principal: Ms. Deborah Colliver
 Superintendent: Dr. Cynthia Elsberry
 Board Chair: Joe DeFeo

PERFORMANCE

Comprehensive detail, including definitions of ratings, performance criteria, and explanations of status, is available on www.ed.sc.gov and www.eoc.sc.gov as well as school and school district websites. Printed versions are available from school districts upon request.

YEAR	ABSOLUTE RATING	GROWTH RATING	PALMETTO GOLD AND SILVER AWARD		ESEA/FEDERAL ACCOUNTABILITY RATING SYSTEM	
			General Performance	Closing the Gap	ESEA Grade	Accountability Indicator
2014	Excellent	Excellent	TBD	TBD	A	Reward
2013	Average	Average	N/A	N/A	B	N/A
2012	Average	Average	N/A	N/A	C	N/A

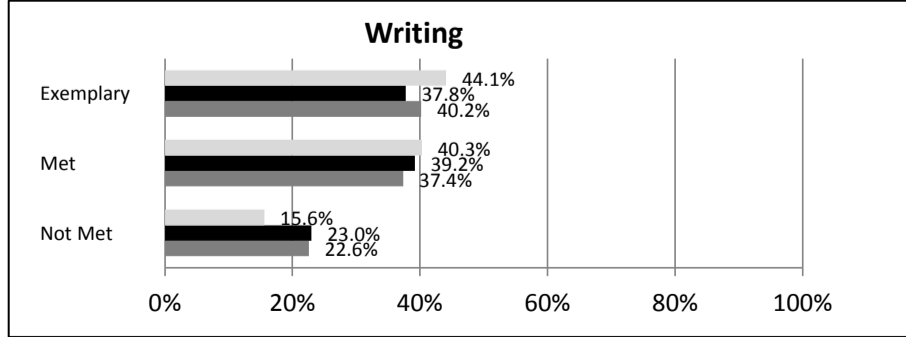
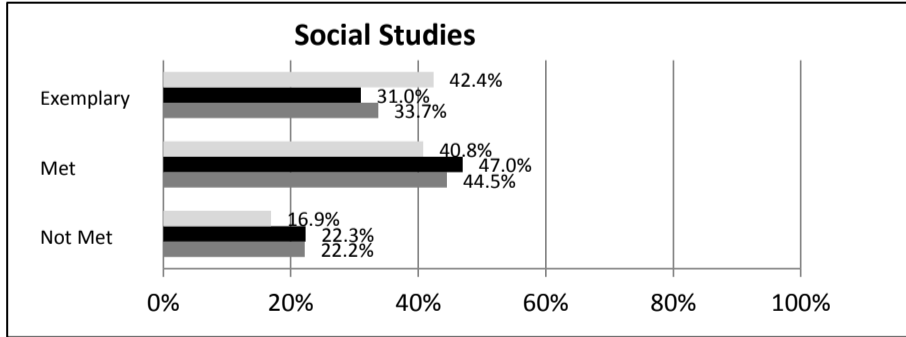
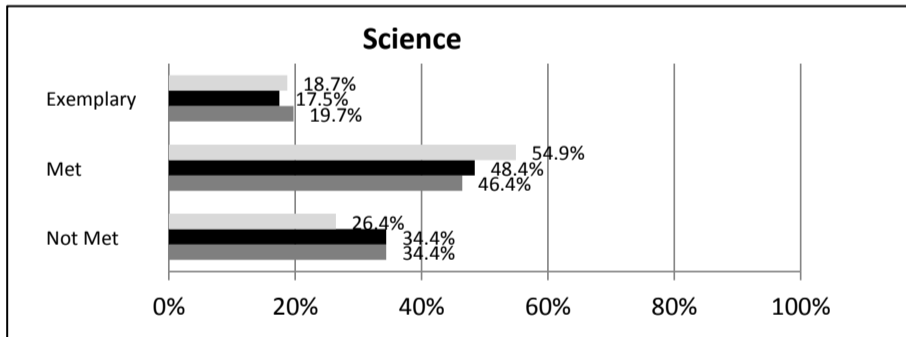
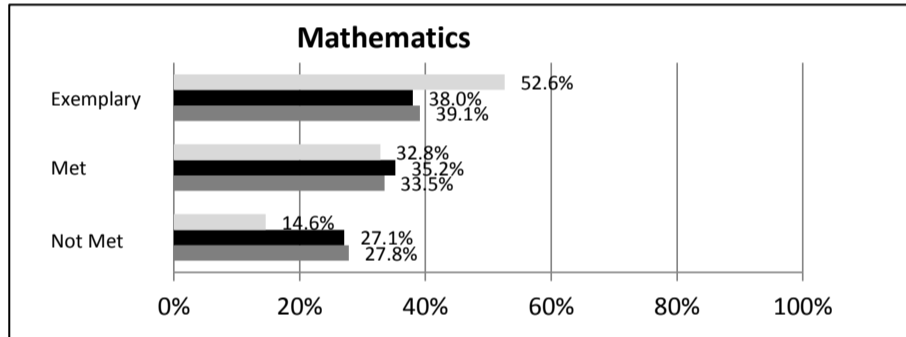
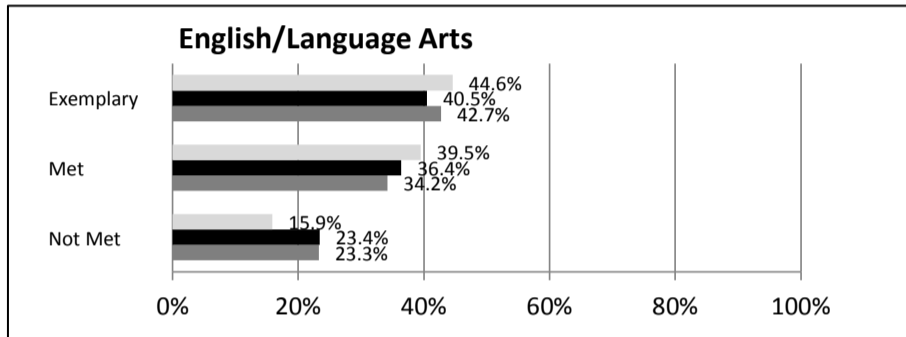
ABSOLUTE RATINGS OF ELEMENTARY SCHOOLS WITH STUDENTS LIKE OURS*

EXCELLENT	GOOD	AVERAGE	BELOW AVERAGE	AT-RISK
25	43	63	4	1

* Ratings are calculated with data available by 04/27/2015. Schools with Students Like Ours are Elementary Schools with Poverty Indices of no more than 5% above or below the index for this school.

SC PASS PERFORMANCE

Our School Elementary Schools with Students Like Ours Elem Schools Statewide



NAEP*

*Performance reported for SC and nation, data not available at school level. Percentages at NAEP Achievement Levels.



SC PERFORMANCE VISION
 By 2020 all students will graduate with the knowledge and skills necessary to compete successfully in the global economy, participate in a democratic society and contribute positively as members of families and communities.

Abbreviations Key

N/A-Not Applicable N/AV-Not Available N/C-Not Collected N/R-Not Reported I/S-Insufficient Sample TBD-To Be Determined

**Myrtle Beach Intermediate School
HORRY**

SCHOOL PROFILE

	Our School	Change from Last Year	Elementary Schools with Students Like Ours	Median Elementary Schools
Students (n = 674)				
Retention rate	0.3%	No change	1.2%	1.0%
Attendance rate	98.0%	Up from 97.3%	96.3%	96.5%
Served by gifted and talented program	21.0%	Up from 20.1%	7.0%	7.3%
With disabilities	15.1%	Down from 16.8%	13.7%	12.5%
Older than usual for grade	1.7%	Down from 2.2%	2.1%	1.8%
Out-of-school suspensions or expulsions for violent and/or criminal offenses	1.8%	N/A	0.0%	0.0%
Teachers (n = 42)				
Teachers with advanced degrees	54.8%	Up from 53.2%	59.6%	62.3%
Continuing contract teachers	78.6%	Up from 63.8%	83.5%	81.2%
Teachers returning from previous year	80.0%	Down from 80.5%	89.2%	88.4%
Teacher attendance rate	96.0%	Up from 95.4%	95.2%	95.3%
Average teacher salary*	\$50,573	Up 2.2%	\$48,393	\$47,902
Classes not taught by highly qualified teachers	0.0%	No change	0.0%	0.0%
Professional development days/teacher	9.8 days	N/A	10.3 days	10.9 days
School				
Principal's years at school	1.0	N/A	5.0	4.0
Student-teacher ratio in core subjects	22.8 to 1	N/A	20.2 to 1	19.9 to 1
Prime instructional time	91.6%	Up from 90.6%	90.1%	90.7%
Opportunities in the arts	Poor	N/A	Good	Good
SACS accreditation	Yes	N/A	Yes	Yes
Parents attending conferences	98.7%	N/A	100.0%	100.0%
Character development program	Excellent	N/A	Excellent	Excellent
Dollars spent per pupil**	\$8,943	Up 2.7%	\$7,653	\$7,680
Percent of expenditures for instruction**	60.9%	Down from 63.0%	66.0%	66.8%
Percent of expenditures for teacher salaries**	60.3%	Up from 60.0%	65.1%	66.0%
ESEA composite index score	93.5	Up from 86.3	84.6	85.7

* Length of contract = 185+ days.

**Prior year audited financial data available.

EVALUATION RESULTS

	Teachers	Students*	Parents*
Number of surveys returned	33	310	232
Percent satisfied with learning environment	94.0%	90.6%	90.5%
Percent satisfied with social and physical environment	93.8%	87.4%	90.5%
Percent satisfied with school-home relations	81.8%	94.9%	84.9%

*Only students at the highest elementary school grade level at this school and their parents were included.

Comprehensive detail, including definitions of ratings, performance criteria, and explanations of status, is available on www.ed.sc.gov and www.eoc.sc.gov as well as school and school district websites.

Printed versions are available from school districts upon request.

REPORT OF PRINCIPAL AND SCHOOL IMPROVEMENT COUNCIL

Myrtle Beach Intermediate had a busy and rewarding 2013-2014 school year. We started the new year getting to know each other and becoming a family. We started with school wide class meetings for parents, as we continued activities that involved parents through our parenting program. Our fourth grade students went to Ft. Sumter and the Charleston Aquarium, as our Fifth graders spent three days at Camp Kate in Charleston. We had two Table Manner Days, celebrations of the Covey Habits, along with many more activities through achievement. We continued to emphasize and model the Covey 7 Habits throughout our curriculum and day in having high expectations for children in being good citizens. Students, parents, and the community raised money for Relay For Life and American Heart Association and Jump Rope for Heart. Computer assistance was offered in math and ELA, along with Homework helper time each morning. We added an additional technology lab which gave us two labs to use daily. Our Title One funds supported parent workshops, additional laptops, ipads, and site visits from consultants for our staff. Students received instruction on their level in reading and math focus groups. Planning and instruction were based around the data from MAP (Measuring Academic Progress student work and responses. Teacher, administration, and student conferences were held throughout the year to determine student achievement goals and assess the progress toward those goals. The dedication and commitment of the MBI teachers and staff provided for a productive year.☐

☐ PTO sponsored a successful fundraiser, Spring Fling, and student reward programs. Community support came in generous gifts from the "Caring for Kids" organization on a weekly basis. Along with a \$500 grant from Walmart. Bo jangle's was a huge contributor in sponsoring the "Leader in Me" program and provided incentives to students in the form of coupons and certificates for achievement, attendance and Covey habits. Many hours of volunteers' time were logged by helping students with academic and character development. We worked closely with Myrtle Beach High School to sponsor Mentoring Men. We continue each and everyday to strive to provide students with a stable quality environment where each student can achieve their potential.☐

☐ Deb Colliver, Principal, 2013-2014☐

☐ Jim Creel, SIC President

Abbreviations Key

N/A-Not Applicable

N/AV-Not Available

N/C-Not Collected

N/R-Not Reported

I/S-Insufficient Sample

TBD-To Be Determined