



SC Annual School Report Card Summary

Carolina Forest Elementary School
HORRY
 Grades: PK-5 Enrollment: 937
 Principal: Dennis Jay Devorick
 Superintendent: Dr. Cynthia Elsberry
 Board Chair: Joe DeFeo

PERFORMANCE

Comprehensive detail, including definitions of ratings, performance criteria, and explanations of status, is available on www.ed.sc.gov and www.eoc.sc.gov as well as school and school district websites. Printed versions are available from school districts upon request.

YEAR	ABSOLUTE RATING	GROWTH RATING	PALMETTO GOLD AND SILVER AWARD		ESEA/FEDERAL ACCOUNTABILITY RATING SYSTEM	
			General Performance	Closing the Gap	ESEA Grade	Accountability Indicator
2014	Excellent	Excellent	TBD	TBD	A	N/A
2013	Excellent	Good	GOLD	GOLD	A	N/A
2012	Excellent	Excellent	GOLD	GOLD	A	N/A

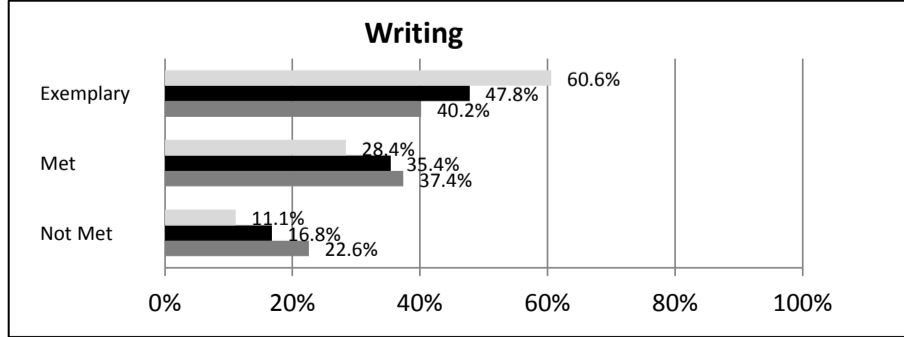
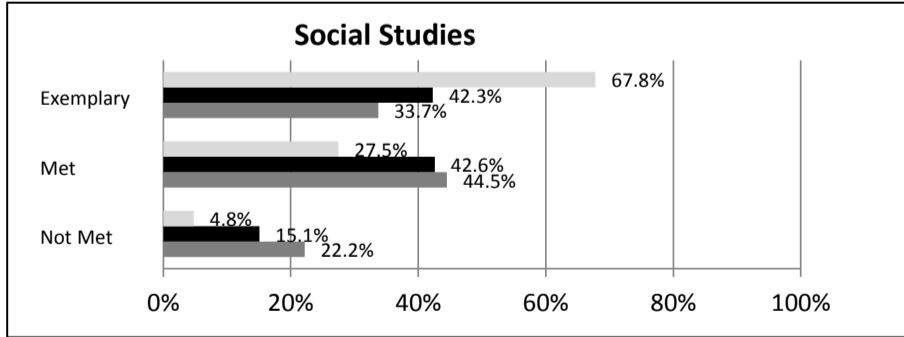
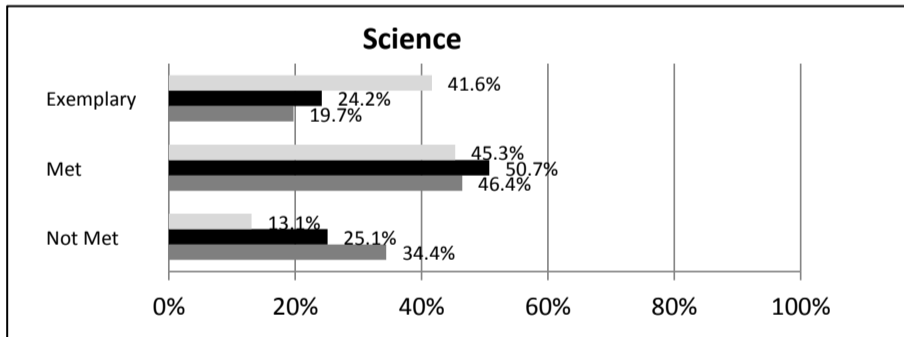
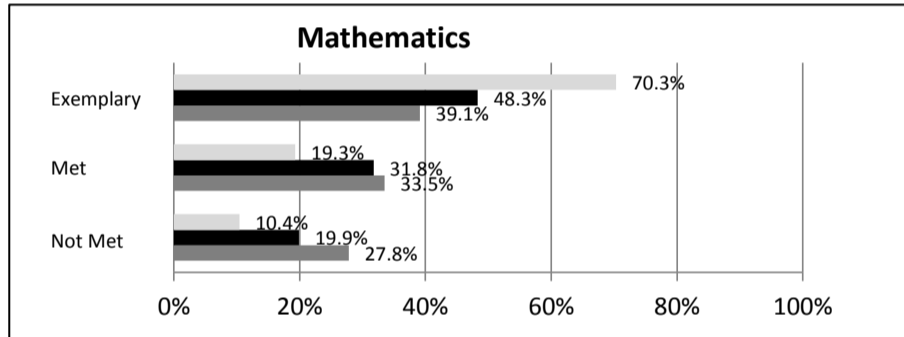
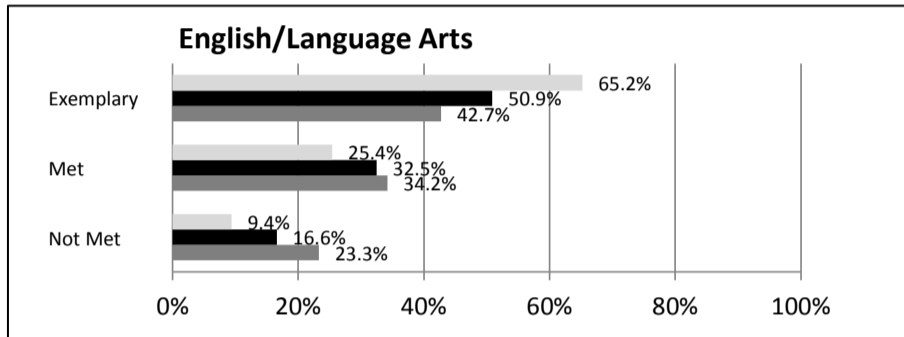
ABSOLUTE RATINGS OF ELEMENTARY SCHOOLS WITH STUDENTS LIKE OURS*

EXCELLENT	GOOD	AVERAGE	BELOW AVERAGE	AT-RISK
54	32	9	0	0

* Ratings are calculated with data available by 04/27/2015. Schools with Students Like Ours are Elementary Schools with Poverty Indices of no more than 5% above or below the index for this school.

SC PASS PERFORMANCE

Our School Elementary Schools with Students Like Ours Elem Schools Statewide



NAEP*

*Performance reported for SC and nation, data not available at school level. Percentages at NAEP Achievement Levels.



SC PERFORMANCE VISION

By 2020 all students will graduate with the knowledge and skills necessary to compete successfully in the global economy, participate in a democratic society and contribute positively as members of families and communities.

Abbreviations Key

N/A-Not Applicable N/AV-Not Available N/C-Not Collected N/R-Not Reported I/S-Insufficient Sample TBD-To Be Determined

**Carolina Forest Elementary School
HORRY**

SCHOOL PROFILE

	Our School	Change from Last Year	Elementary Schools with Students Like Ours	Median Elementary Schools
Students (n = 937)				
Retention rate	0.3%	Down from 0.4%	0.8%	1.0%
Attendance rate	96.8%	Up from 95.9%	96.7%	96.5%
Served by gifted and talented program	13.3%	Up from 11.8%	9.7%	7.3%
With disabilities	12.7%	Down from 14.2%	11.5%	12.5%
Older than usual for grade	0.8%	Up from 0.7%	1.3%	1.8%
Out-of-school suspensions or expulsions for violent and/or criminal offenses	0.1%	Down from 0.2%	0.0%	0.0%
Teachers (n = 56)				
Teachers with advanced degrees	60.7%	Down from 61.0%	64.3%	62.3%
Continuing contract teachers	82.1%	Up from 78.0%	84.3%	81.2%
Teachers returning from previous year	86.0%	Down from 86.6%	90.4%	88.4%
Teacher attendance rate	95.8%	Up from 94.6%	95.3%	95.3%
Average teacher salary*	\$49,848	Down 2.2%	\$50,031	\$47,902
Classes not taught by highly qualified teachers	0.8%	Up from 0.0%	0.0%	0.0%
Professional development days/teacher	15.7 days	Down from 29.0 days	12.0 days	10.9 days
School				
Principal's years at school	3.0	Up from 2.0	5.0	4.0
Student-teacher ratio in core subjects	21.6 to 1	Down from 22.3 to 1	20.1 to 1	19.9 to 1
Prime instructional time	90.1%	Up from 88.7%	91.3%	90.7%
Opportunities in the arts	Good	No change	Good	Good
SACS accreditation	Yes	No change	Yes	Yes
Parents attending conferences	100.0%	No change	100.0%	100.0%
Character development program	Excellent	No change	Excellent	Excellent
Dollars spent per pupil**	\$8,117	Up 1.5%	\$7,437	\$7,680
Percent of expenditures for instruction**	65.0%	Down from 67.0%	67.6%	66.8%
Percent of expenditures for teacher salaries**	64.0%	Up from 63.0%	66.8%	66.0%
ESEA composite index score	96.9	Up from 90.6	92.0	85.7

* Length of contract = 185+ days.

**Prior year audited financial data available.

EVALUATION RESULTS

	Teachers	Students*	Parents*
Number of surveys returned	41	81	47
Percent satisfied with learning environment	95.1%	91.4%	93.6%
Percent satisfied with social and physical environment	95.1%	90.1%	87.2%
Percent satisfied with school-home relations	95.1%	95.0%	76.1%

*Only students at the highest elementary school grade level at this school and their parents were included.

Comprehensive detail, including definitions of ratings, performance criteria, and explanations of status, is available on www.ed.sc.gov and www.eoc.sc.gov as well as school and school district websites.

Printed versions are available from school districts upon request.

REPORT OF PRINCIPAL AND SCHOOL IMPROVEMENT COUNCIL

Together Everyone Achieves More at Carolina Forest Elementary School.☐

☐

This has been a year that we have learned to be a TEAM!☐

☐

Carolina Forest Elementary School had a successful 2013 – 2014 school year. Mr. Dennis Devorick continued as our Principal and Mrs. Dawn McKinney and Mr. Rick Patterson as Assistant Principals. Under their leadership our school was awarded two Palmetto Gold Awards from the SC Department of Education; one for overall performance and the other for closing the achievement gap based on our PASS results. Many of our students exceeded the performance goals set forth by Horry County Schools. CFE Map scores in Reading and Math were in the top 3 schools in Horry County in all grade level. Kristy Mauro, Second grade was selected as the Teacher of the Year for CFE. Mike Zilbermann our Custodian Supervisor was named as the Staff member of the Year. The hard work and dedication of our parents and volunteers, as well as our outstanding community support enhance the mission of our school. Our PTO which held various events throughout the year including our Founder's Day Celebration, Santaland, two Author Visits by authors Vuthy Kuon and Lester Laminack. We continue to promote Fine Arts at CFE. Our Taiko Drum group performed at MetGlass and several area schools. Our musicals this year were Annie, and When I Grow Up. ☐

☐

Community partnerships were formed with area restaurants, civic associations and churches to support the school. We received grants from Home Depot, Wal-Mart and Tanger Outlets to improve our school grounds during our Third Annual Earth Day Celebration. We also had several clubs at school this year including; Mad Science, Bricks4Kidz, Jump Rope, Comic Books, Golf and Good News. Several Students and teachers participated in the Horry County Technology Fair. Students in Mrs. Hancock's Kindergarten Class earned a 3rd place ribbon and two of our Fourth Grade Teachers Emily Payne and Taya Toscani also received a technology award. The school purchased more ipads to enhancing learning as we become a digital school. ☐

☐

Not only did our students succeed academically but they also succeed in Community Service Projects. Every grade level had a service project this year.☐

☐

Pre-k – The Red Cross Blood Drive and Fire Fund, K – Reflections Nursing Home, 1st – Food Banks, 2nd Animal Shelters, 3rd American Heart Association, 4th Recycling, 5th Grade USA military and Veterans. ☐

☐

We look forward to another great year as we continue to meet the needs of all children.☐

☐

Dennis Devorick, Principal 2013 – 2014

☐

Taya Toscani, SIC

Abbreviations Key

N/A-Not Applicable

N/AV-Not Available

N/C-Not Collected

N/R-Not Reported

I/S-Insufficient Sample

TBD-To Be Determined