



SC Annual School Report Card Summary

St. James Elementary

HORRY

Grades: PK-5

Enrollment: 888

Principal: Mary Beth Heath

Superintendent: Dr. Cynthia Elsberry

Board Chair: Joe DeFeo

PERFORMANCE

Comprehensive detail, including definitions of ratings, performance criteria, and explanations of status, is available on www.ed.sc.gov and www.eoc.sc.gov as well as school and school district websites. Printed versions are available from school districts upon request.

YEAR	ABSOLUTE RATING	GROWTH RATING	PALMETTO GOLD AND SILVER AWARD		ESEA/FEDERAL ACCOUNTABILITY RATING SYSTEM	
			General Performance	Closing the Gap	ESEA Grade	Accountability Indicator
2014	Excellent	Good	TBD	TBD	A	N/A
2013	Excellent	Good	GOLD	N/A	A	N/A
2012	Excellent	Excellent	GOLD	N/A	A	N/A

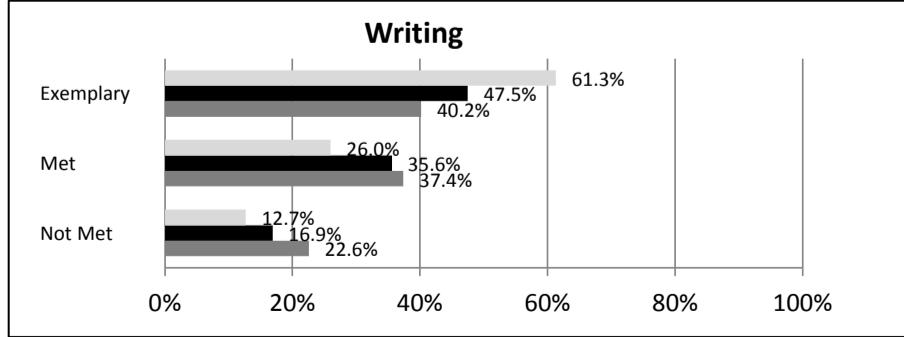
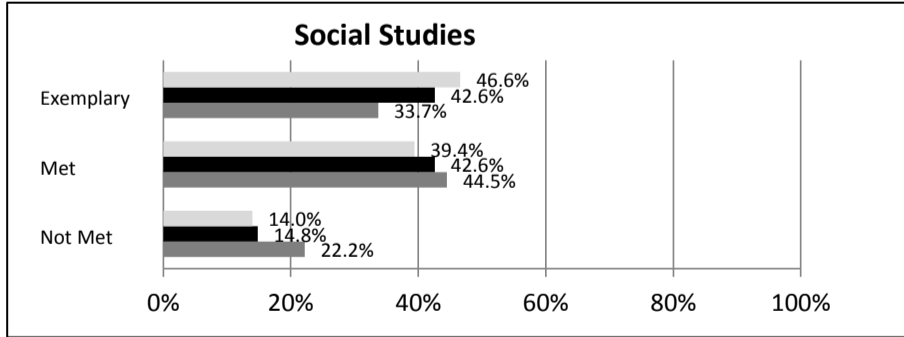
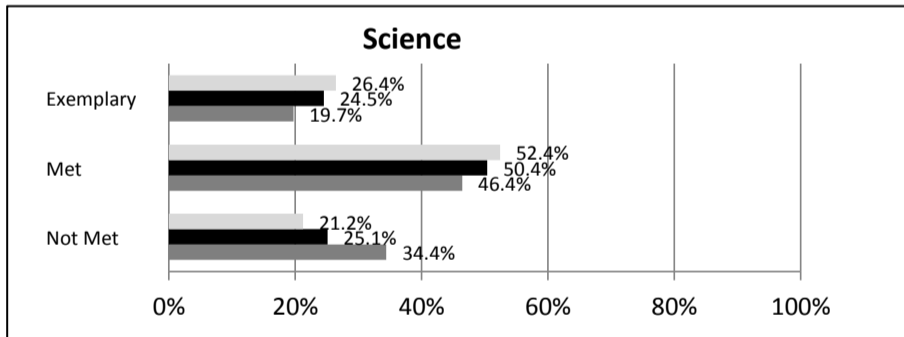
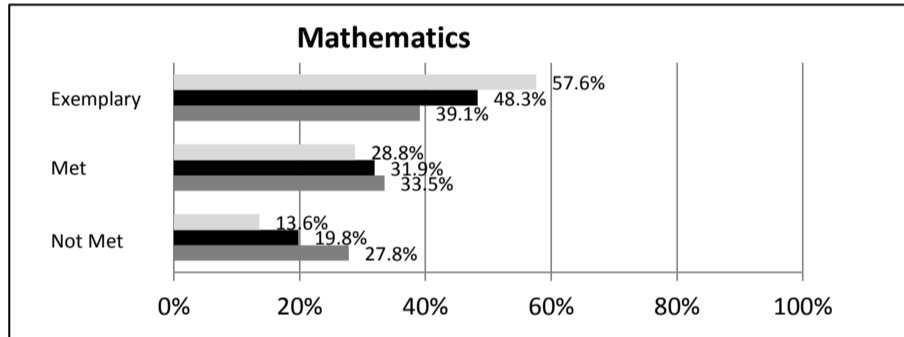
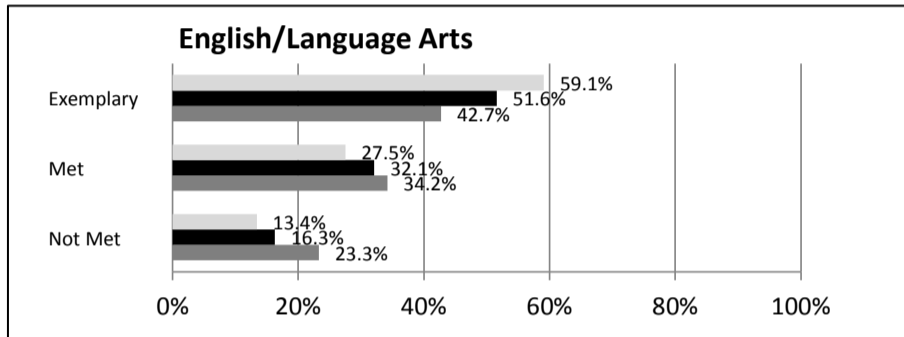
ABSOLUTE RATINGS OF ELEMENTARY SCHOOLS WITH STUDENTS LIKE OURS*

EXCELLENT	GOOD	AVERAGE	BELOW AVERAGE	AT-RISK
50	28	7	0	0

* Ratings are calculated with data available by 04/27/2015. Schools with Students Like Ours are Elementary Schools with Poverty Indices of no more than 5% above or below the index for this school.


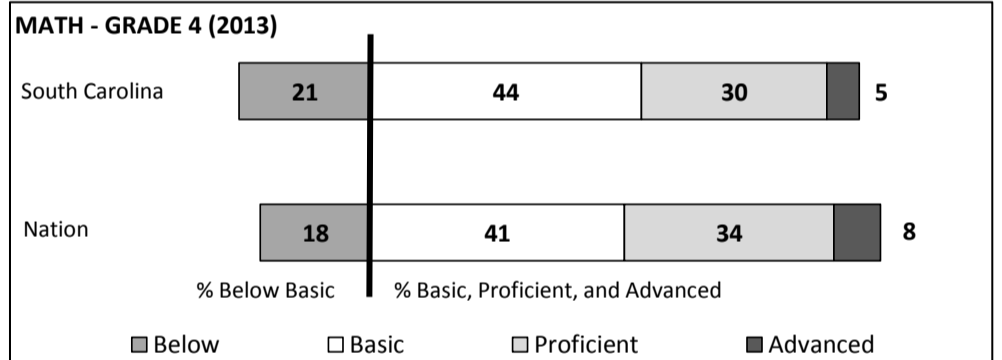
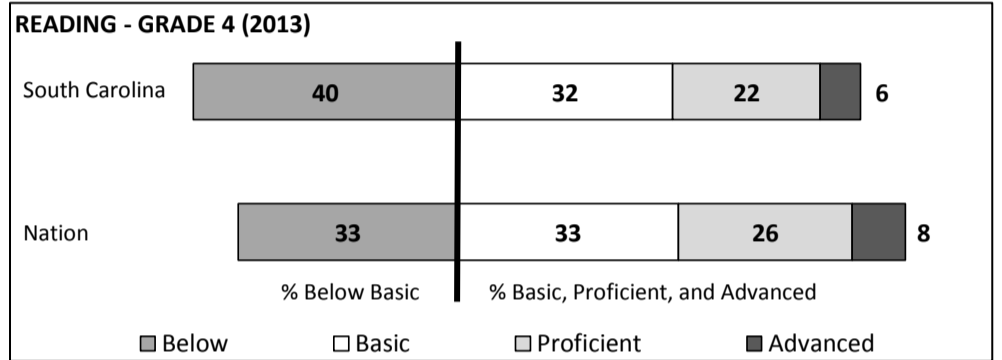
SC PASS PERFORMANCE

Our School Elementary Schools with Students Like Ours Elem Schools Statewide



NAEP*

*Performance reported for SC and nation, data not available at school level. Percentages at NAEP Achievement Levels.



SC PERFORMANCE VISION

By 2020 all students will graduate with the knowledge and skills necessary to compete successfully in the global economy, participate in a democratic society and contribute positively as members of families and communities.

Abbreviations Key

N/A-Not Applicable

N/AV-Not Available

N/C-Not Collected

N/R-Not Reported

I/S-Insufficient Sample

TBD-To Be Determined

**St. James Elementary
HORRY**

SCHOOL PROFILE

	Our School	Change from Last Year	Elementary Schools with Students Like Ours	Median Elementary Schools
Students (n = 888)				
Retention rate	0.2%	No change	0.5%	1.0%
Attendance rate	96.5%	Up from 95.9%	96.7%	96.5%
Served by gifted and talented program	12.8%	Up from 11.0%	10.4%	7.3%
With disabilities	10.4%	Down from 11.2%	11.4%	12.5%
Older than usual for grade	0.2%	Up from 0.1%	1.3%	1.8%
Out-of-school suspensions or expulsions for violent and/or criminal offenses	0.0%	Down from 0.1%	0.0%	0.0%
Teachers (n = 53)				
Teachers with advanced degrees	58.5%	Up from 54.7%	63.9%	62.3%
Continuing contract teachers	81.1%	Up from 77.4%	82.7%	81.2%
Teachers returning from previous year	95.7%	Up from 93.9%	90.3%	88.4%
Teacher attendance rate	94.6%	Up from 94.4%	95.4%	95.3%
Average teacher salary*	\$51,939	Up 1.0%	\$49,931	\$47,902
Classes not taught by highly qualified teachers	0.0%	Down from 3.1%	0.0%	0.0%
Professional development days/teacher	15.3 days	Down from 15.7 days	11.8 days	10.9 days
School				
Principal's years at school	17.0	Up from 15.0	5.0	4.0
Student-teacher ratio in core subjects	21.8 to 1	Up from 17.8 to 1	20.5 to 1	19.9 to 1
Prime instructional time	88.8%	Up from 87.7%	91.4%	90.7%
Opportunities in the arts	Good	No change	Good	Good
SACS accreditation	Yes	No change	Yes	Yes
Parents attending conferences	98.6%	Down from 99.8%	100.0%	100.0%
Character development program	Excellent	No change	Excellent	Excellent
Dollars spent per pupil**	\$8,025	Down 0.4%	\$7,007	\$7,680
Percent of expenditures for instruction**	63.5%	Down from 67.0%	68.4%	66.8%
Percent of expenditures for teacher salaries**	62.9%	Down from 63.0%	67.0%	66.0%
ESEA composite index score	90.3	Down from 92.9	91.9	85.7

* Length of contract = 185+ days.

**Prior year audited financial data available.

EVALUATION RESULTS

	Teachers	Students*	Parents*
Number of surveys returned	35	121	37
Percent satisfied with learning environment	71.4%	91.8%	89.2%
Percent satisfied with social and physical environment	80.0%	85.2%	81.0%
Percent satisfied with school-home relations	85.7%	94.2%	69.4%

*Only students at the highest elementary school grade level at this school and their parents were included.

Comprehensive detail, including definitions of ratings, performance criteria, and explanations of status, is available on www.ed.sc.gov and www.eoc.sc.gov as well as school and school district websites.

Printed versions are available from school districts upon request.

REPORT OF PRINCIPAL AND SCHOOL IMPROVEMENT COUNCIL

St. James Elementary has once again remained constant to our commitment to be a world class school in which every student acquires an excellent education. Areas of specific accomplishments include our PBIS continuation, multiple academic and personal growth opportunities outside of the classroom, awards, and family involvement. ☒

Our third year of Positive Behavioral Interventions and Supports (PBIS) produced some excellent results in again reducing the amount of disciplinary referrals. Exemplary behavior was recognized with our You Rock Award for 68 students who modeled the PBIS program throughout the school year.☒

Fifth grade students had the opportunity to travel to Florida to interact with the manatees and third grade students learned more about our local history on a field trip to Charleston. Continued development opportunities include: SJE Reads, In-school tutorials, Dolphin Council, Library Assistants, Technology Club, Beta Club, Jr. National Honor Society, Career Day, Canine Angels for Reading, Bricks for Kids, Mad Science, Good News Club, Girls on the Run, Backpack Buddies and the Robotics Club. ☒

Students were excited to participate in the annual SJE Talent Show where we had over 50 different acts display their fine talents. ☒

SJE named Jenny Jones Teacher of the Year. A fifth grade student was awarded first place in the Elementary Division of the Soil and Water Award. Three students won awards at the Horry County Schools Technology Fair.☒

SJE families rose to the occasion to get involved and support the school and their children who attend by signing up to volunteer in the school. We had over 100 families earn our new Five Star Family Achievement Award. ☒

We are proud of our achievements and excited about the future of St. James Elementary as it is placed in the very capable and caring hands of Mrs. Felisa McDavid as she takes over the principalship for the 2014-15 school year.☒

Mary Beth Heath, Principal☒

Nicole Beyersdorf, SIC Chair

Abbreviations Key

N/A-Not Applicable

N/AV-Not Available

N/C-Not Collected

N/R-Not Reported

I/S-Insufficient Sample

TBD-To Be Determined