



SC Annual School Report Card Summary

Green Sea Floyds Elementary School
HORRY
Grades: PK-5 **Enrollment: 615**
Principal: Melissa G. Gause
Superintendent: Dr. Cynthia Elsberry
Board Chair: Joe DeFeo

PERFORMANCE

Comprehensive detail, including definitions of ratings, performance criteria, and explanations of status, is available on www.ed.sc.gov and www.eoc.sc.gov as well as school and school district websites. Printed versions are available from school districts upon request.

YEAR	ABSOLUTE RATING	GROWTH RATING	PALMETTO GOLD AND SILVER AWARD		ESEA/FEDERAL ACCOUNTABILITY RATING SYSTEM	
			General Performance	Closing the Gap	ESEA Grade	Accountability Indicator
2014	Excellent	Good	TBD	TBD	A	Reward
2013	Excellent	Excellent	GOLD	N/A	B	Focus
2012	Excellent	Good	GOLD	N/A	A	Focus

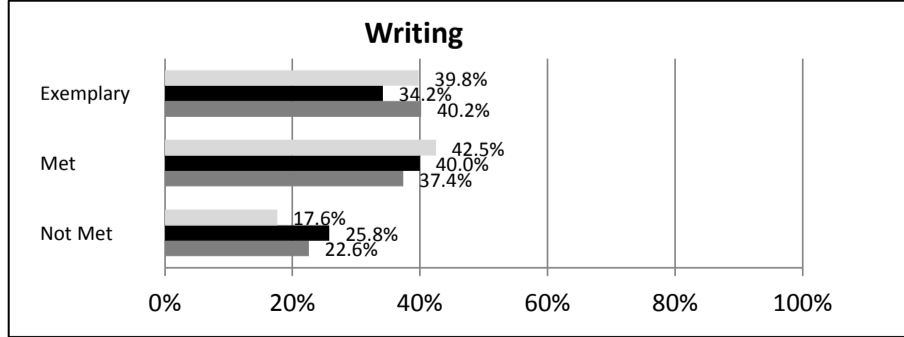
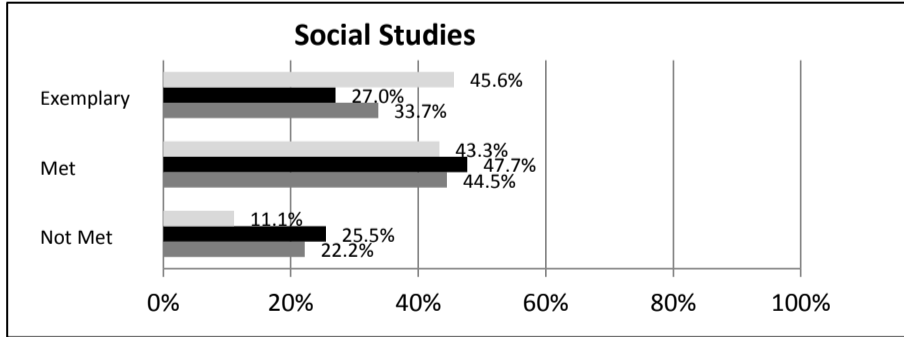
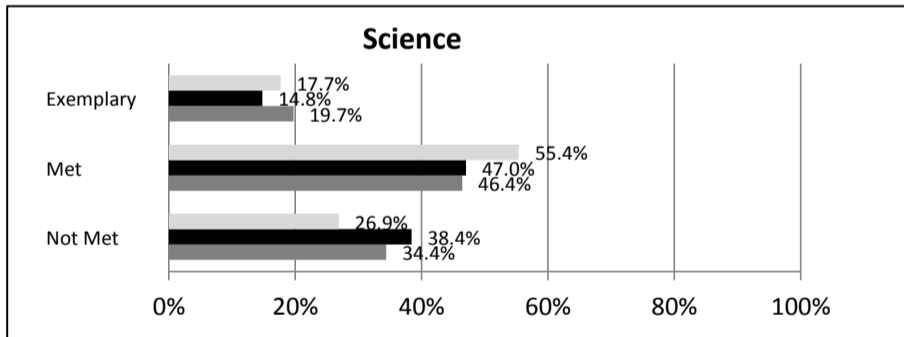
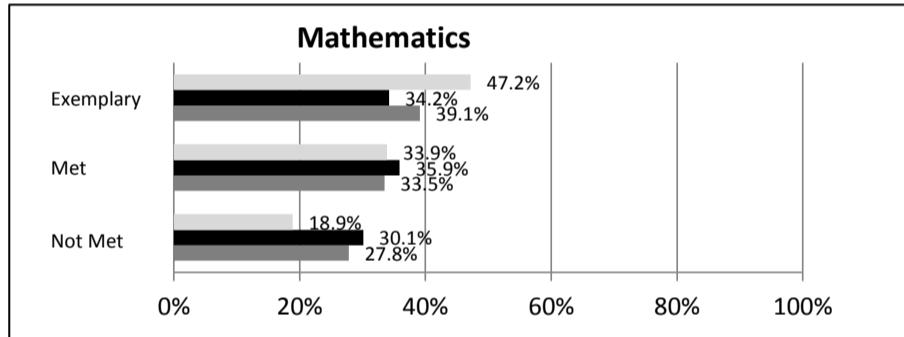
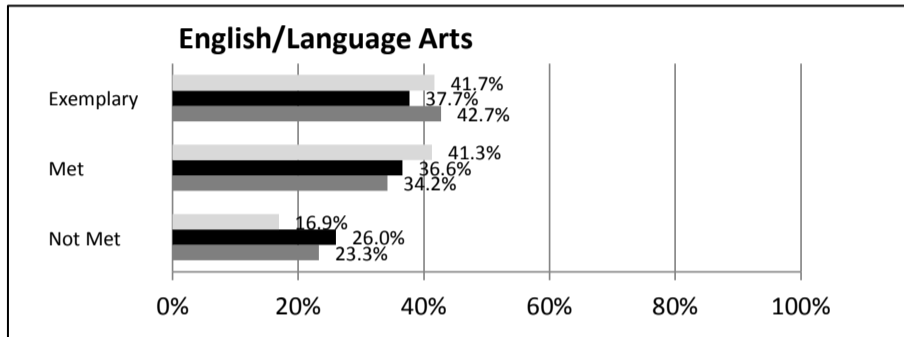
ABSOLUTE RATINGS OF ELEMENTARY SCHOOLS WITH STUDENTS LIKE OURS*

EXCELLENT	GOOD	AVERAGE	BELOW AVERAGE	AT-RISK
19	21	92	5	1

* Ratings are calculated with data available by 04/27/2015. Schools with Students Like Ours are Elementary Schools with Poverty Indices of no more than 5% above or below the index for this school.

SC PASS PERFORMANCE

Our School Elementary Schools with Students Like Ours Elem Schools Statewide



NAEP*

*Performance reported for SC and nation, data not available at school level. Percentages at NAEP Achievement Levels.



SC PERFORMANCE VISION

By 2020 all students will graduate with the knowledge and skills necessary to compete successfully in the global economy, participate in a democratic society and contribute positively as members of families and communities.

Abbreviations Key

N/A-Not Applicable N/AV-Not Available N/C-Not Collected N/R-Not Reported I/S-Insufficient Sample TBD-To Be Determined

**Green Sea Floyds Elementary School
HORRY**

SCHOOL PROFILE

	Our School	Change from Last Year	Elementary Schools with Students Like Ours	Median Elementary Schools
Students (n = 615)				
Retention rate	0.2%	Up from 0.0%	1.3%	1.0%
Attendance rate	96.0%	Down from 96.1%	96.2%	96.5%
Served by gifted and talented program	7.2%	Down from 7.8%	5.5%	7.3%
With disabilities	16.0%	Up from 11.4%	13.7%	12.5%
Older than usual for grade	1.0%	Down from 1.5%	2.2%	1.8%
Out-of-school suspensions or expulsions for violent and/or criminal offenses	0.3%	Down from 0.5%	0.0%	0.0%
Teachers (n = 41)				
Teachers with advanced degrees	58.5%	Up from 55.8%	61.7%	62.3%
Continuing contract teachers	78.0%	Down from 88.4%	80.9%	81.2%
Teachers returning from previous year	90.2%	Down from 93.5%	88.5%	88.4%
Teacher attendance rate	95.2%	Up from 94.6%	95.1%	95.3%
Average teacher salary*	\$50,404	Down 0.5%	\$47,824	\$47,902
Classes not taught by highly qualified teachers	0.0%	No change	0.0%	0.0%
Professional development days/teacher	30.4 days	Up from 27.5 days	10.6 days	10.9 days
School				
Principal's years at school	3.0	Up from 2.0	4.0	4.0
Student-teacher ratio in core subjects	20.3 to 1	Down from 20.4 to 1	19.9 to 1	19.9 to 1
Prime instructional time	89.2%	Up from 88.6%	90.1%	90.7%
Opportunities in the arts	Good	No change	Good	Good
SACS accreditation	Yes	No change	Yes	Yes
Parents attending conferences	100.0%	No change	100.0%	100.0%
Character development program	Excellent	No change	Excellent	Excellent
Dollars spent per pupil**	\$10,249	Up 2.0%	\$7,714	\$7,680
Percent of expenditures for instruction**	59.3%	Down from 66.0%	65.8%	66.8%
Percent of expenditures for teacher salaries**	58.8%	Up from 58.0%	64.9%	66.0%
ESEA composite index score	90.4	Up from 88.4	81.9	85.7

* Length of contract = 185+ days.

**Prior year audited financial data available.

EVALUATION RESULTS

	Teachers	Students*	Parents*
Number of surveys returned	40	82	30
Percent satisfied with learning environment	97.5%	97.6%	86.6%
Percent satisfied with social and physical environment	100.0%	96.4%	90.0%
Percent satisfied with school-home relations	97.5%	97.6%	75.9%

*Only students at the highest elementary school grade level at this school and their parents were included.

Comprehensive detail, including definitions of ratings, performance criteria, and explanations of status, is available on www.ed.sc.gov and www.eoc.sc.gov as well as school and school district websites.

Printed versions are available from school districts upon request.

REPORT OF PRINCIPAL AND SCHOOL IMPROVEMENT COUNCIL

Green Sea Floyds Elementary has had a great year. We are very excited about sharing our achievements and accomplishments. We are a compassionate learning community comprised of highly-qualified educators, hardworking students, and dedicated parents. We attribute our successes in 2013-14 to the commitment, hard work, and compassion of the students, staff, parents, and community. GSFE earned the Palmetto Gold Award. GSFE is identified as a Title I Focus School as data reflects a performance gap between sub groups. [?]

[?] At GSFE we continue to provide differentiated instruction to meet the needs of our diverse population. Through the use of CIRCLE in child development and DIBELS in kindergarten, first and second grades, we constantly monitored students' reading progress. MAP was administered in second through fifth grade in reading, math, and language. Intervention programs were implemented to accelerate student growth. By identifying the strengths and weaknesses of students on these assessments, charting growth, analyzing how and why this growth occurred, and providing a research-based curriculum through rigorous instruction, we moved students to higher levels of learning. [?]

[?] The use of interactive content boards and timelines, science kits, student notebooks, technology and district benchmarks continued to strengthen science and social studies instruction. Our Title I funds supported interventionists, parent workshops, and teaching positions. We provided computers, iPods, and iPads in classrooms which enabled each student to have access to and utilize technology daily in the classrooms. GSFE was represented by twenty teams at the Technology Fair. We also formed two First League Lego Robotics teams. [?]

[?] Our work with PBIS has created a positive, safe school climate where everyone strives to be respectful, responsible, and build positive relationships. Students were recognized for making good choices and using appropriate life skills. Our school family participated in Relay for Life, Talking Trash, Multiple Sclerosis Bike Ride, Pink Out Day and a canned food drive with Caring For Kids. Students in grades 4 and 5 knitted hats as part of our Looms of Love service learning project. The knitted hats were donated to the Neonatal Intensive Care Unit. We have been blessed to have the support of a caring community as evidenced by the success of our Backpack Buddies, Angel Tree, and Good News Club. The partnership between home, school, and community was vital to our success this year. Teachers received grants from local businesses and Donors Choose to purchase instructional supplies and interactive technology. PTA sponsored successful fundraisers, family events, student reward programs, Fine Arts Day, and field trips. Stakeholders gave freely of their time to support our students and school. [?]

[?] The Green Sea Floyds Elementary school theme, Where It's All About Kids, exemplifies the focus and commitment of our community to provide a quality education so that all students achieve academic excellence. [?]

Green Sea Floyds Elementary [?]

[?]

Melissa G. Gause, Principal, 2013-14 [?]

[?]

Clark Willoughby, School Improvement Council Chairperson

Abbreviations Key

N/A-Not Applicable

N/AV-Not Available

N/C-Not Collected

N/R-Not Reported

I/S-Insufficient Sample

TBD-To Be Determined