



SC Annual School Report Card Summary

Aynor Elementary School

HORRY

Grades: PK-5

Enrollment: 729

Principal: W. Reggie Gasque

Superintendent: Dr. Cynthia Elsberry

Board Chair: Joe DeFeo

PERFORMANCE

Comprehensive detail, including definitions of ratings, performance criteria, and explanations of status, is available on www.ed.sc.gov and www.eoc.sc.gov as well as school and school district websites. Printed versions are available from school districts upon request.

YEAR	ABSOLUTE RATING	GROWTH RATING	PALMETTO GOLD AND SILVER AWARD		ESEA/FEDERAL ACCOUNTABILITY RATING SYSTEM	
			General Performance	Closing the Gap	ESEA Grade	Accountability Indicator
2014	Excellent	Good	TBD	TBD	B	N/A
2013	Excellent	Average	GOLD	N/A	B	N/A
2012	Good	Good	SILVER	N/A	B	N/A

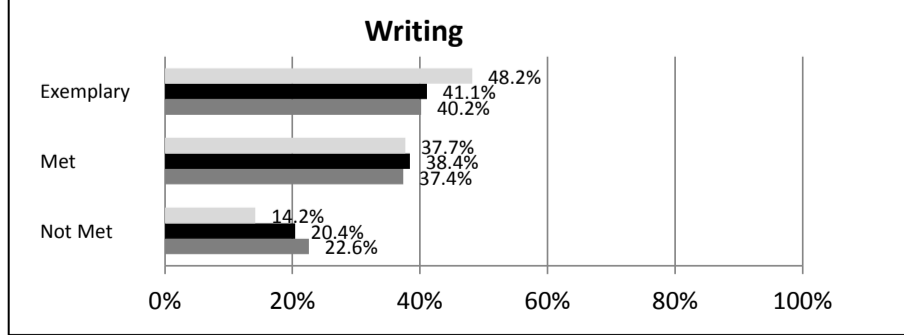
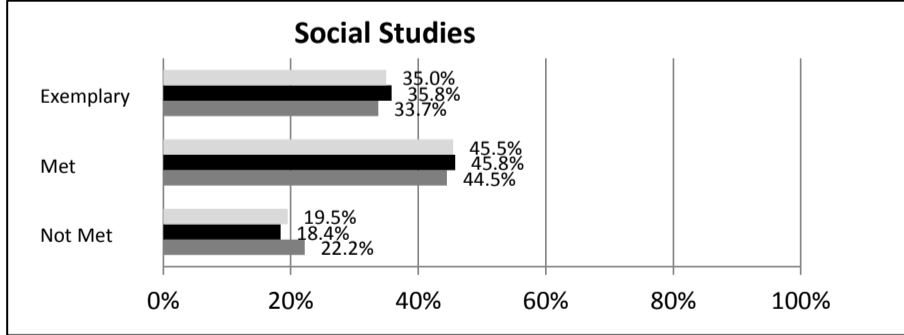
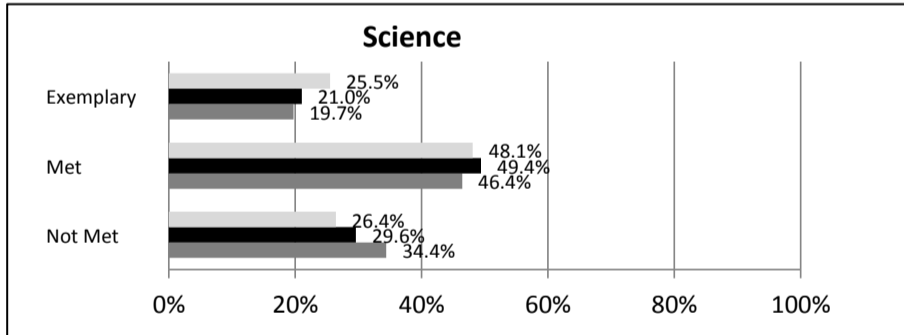
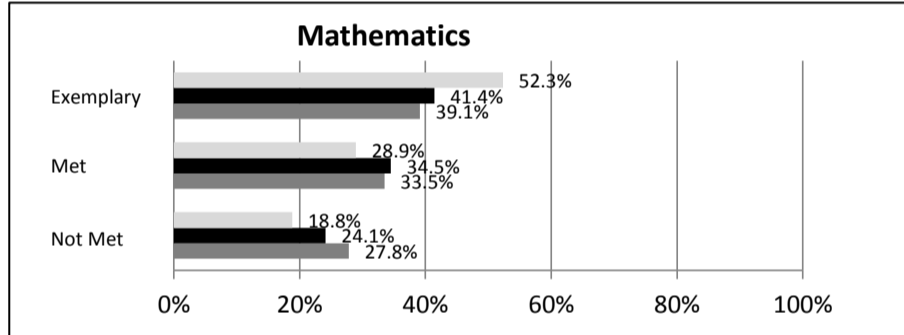
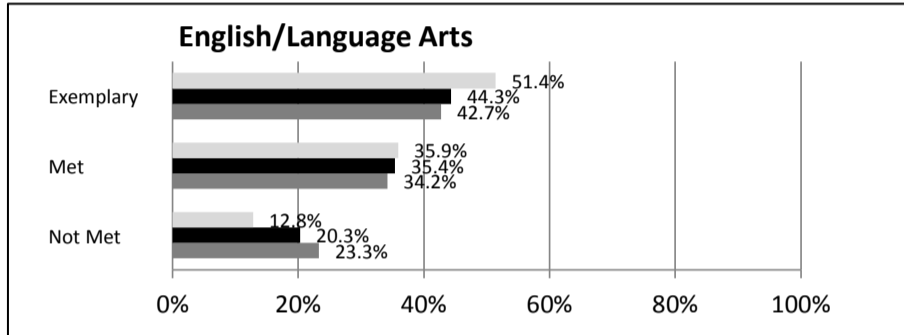
ABSOLUTE RATINGS OF ELEMENTARY SCHOOLS WITH STUDENTS LIKE OURS*

EXCELLENT	GOOD	AVERAGE	BELOW AVERAGE	AT-RISK
34	45	31	2	0

* Ratings are calculated with data available by 04/27/2015. Schools with Students Like Ours are Elementary Schools with Poverty Indices of no more than 5% above or below the index for this school.


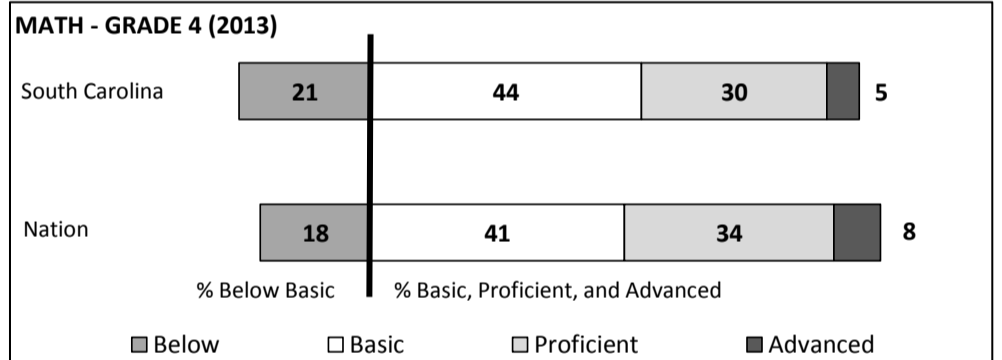
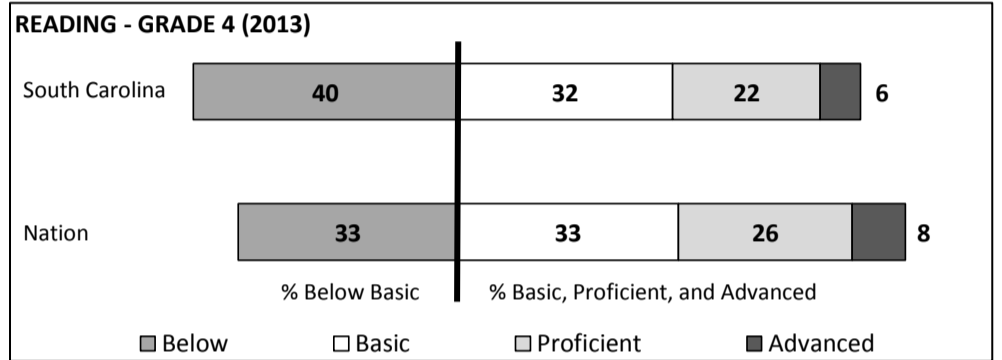
SC PASS PERFORMANCE

Our School Elementary Schools with Students Like Ours Elem Schools Statewide



NAEP*

*Performance reported for SC and nation, data not available at school level. Percentages at NAEP Achievement Levels.



SC PERFORMANCE VISION

By 2020 all students will graduate with the knowledge and skills necessary to compete successfully in the global economy, participate in a democratic society and contribute positively as members of families and communities.

Abbreviations Key

N/A-Not Applicable

N/AV-Not Available

N/C-Not Collected

N/R-Not Reported

I/S-Insufficient Sample

TBD-To Be Determined

**Aynor Elementary School
HORRY**

SCHOOL PROFILE

	Our School	Change from Last Year	Elementary Schools with Students Like Ours	Median Elementary Schools
Students (n = 729)				
Retention rate	0.3%	Down from 1.3%	1.2%	1.0%
Attendance rate	95.9%	Up from 95.5%	96.4%	96.5%
Served by gifted and talented program	8.2%	Down from 8.4%	8.0%	7.3%
With disabilities	15.3%	Up from 13.3%	13.2%	12.5%
Older than usual for grade	2.0%	No change	2.1%	1.8%
Out-of-school suspensions or expulsions for violent and/or criminal offenses	1.2%	Down from 1.7%	0.0%	0.0%
Teachers (n = 45)				
Teachers with advanced degrees	64.4%	Up from 64.3%	61.1%	62.3%
Continuing contract teachers	91.1%	Down from 95.2%	84.0%	81.2%
Teachers returning from previous year	94.1%	Up from 92.5%	89.6%	88.4%
Teacher attendance rate	94.3%	Up from 93.8%	95.4%	95.3%
Average teacher salary*	\$54,201	Down 0.4%	\$48,595	\$47,902
Classes not taught by highly qualified teachers	0.0%	No change	0.0%	0.0%
Professional development days/teacher	16.9 days	Up from 10.9 days	11.0 days	10.9 days
School				
Principal's years at school	8.0	Up from 7.0	5.0	4.0
Student-teacher ratio in core subjects	24.9 to 1	Up from 21.5 to 1	20.3 to 1	19.9 to 1
Prime instructional time	87.4%	Up from 86.8%	90.5%	90.7%
Opportunities in the arts	Good	No change	Good	Good
SACS accreditation	Yes	No change	Yes	Yes
Parents attending conferences	100.0%	No change	100.0%	100.0%
Character development program	Good	Up from Average	Excellent	Excellent
Dollars spent per pupil**	\$9,025	Up 0.7%	\$7,250	\$7,680
Percent of expenditures for instruction**	66.9%	Down from 70.0%	67.6%	66.8%
Percent of expenditures for teacher salaries**	66.5%	Up from 66.0%	66.9%	66.0%
ESEA composite index score	86.7	Down from 89.7	89.2	85.7

* Length of contract = 185+ days.

**Prior year audited financial data available.

EVALUATION RESULTS

	Teachers	Students*	Parents*
Number of surveys returned	36	85	79
Percent satisfied with learning environment	97.2%	90.6%	92.4%
Percent satisfied with social and physical environment	97.3%	89.6%	89.7%
Percent satisfied with school-home relations	100.0%	88.5%	70.8%

*Only students at the highest elementary school grade level at this school and their parents were included.

Comprehensive detail, including definitions of ratings, performance criteria, and explanations of status, is available on www.ed.sc.gov and www.eoc.sc.gov as well as school and school district websites.

Printed versions are available from school districts upon request.

REPORT OF PRINCIPAL AND SCHOOL IMPROVEMENT COUNCIL

The 2013-2014 school year was a stellar year for student achievement at Aynor Elementary School. The MAP assessment, Imagine It! Benchmark assessments, DIBELS, Circles, DORF, and on-going progress monitoring in ELA and math provided us with the data we needed to differentiate instruction in order to meet the needs of all students. To accommodate our continued needs in the area of English/Language Arts and mathematics, we provided staff development in Compass Odyssey, Standards of Mathematical Practices, Common Core State Standards, Imagine It!, Webb's Depth of Knowledge, and EveryDay Mathematics. Our students in grades 3, 4 and 5 also utilized Achieve 3000 in order to increase their Lexile levels. Students in grades K-5 utilized Compass Odyssey to increase their reading and math levels. Select students in 5th grade scoring in the higher categories participated in an online pre-algebra course. ☐

☐ Certified teachers and non-certified personnel were hired to provide interventions to small groups of students in ELA and mathematics. A reading specialist was employed to provide intensive small group tutoring for identified students in Kindergarten through grade 5. Students in grades 3-5 participated in the Battle of the Books. This program promoted better reading skills and got our students excited about reading. We had several students participate in HCS Technology Fair and many of these students placed in the competition. Our School Counselor sponsored the AES Student Council which served our school community well. Our music program continued to expand, offering students steel drums, African drums, recorder, and regular music education. Our students performed at many different events throughout the school year. Our very own Blue Pan Jam steel drum band performed at Waves of the Future at the Carolina Opry, HCS Teacher of the Year ceremony, South Carolina Teacher of the Year Conference, as well as several other schools and parades in Horry County. We are very proud of the wonderful opportunities offered to our community through our music program. We are extremely proud of our students here at AES, and we appreciate the hard work of our staff members that serve our students. We will continue to strive to make Aynor Elementary School a premier educational setting the Aynor community can be proud of. ☐

☐ W. Reggie Gasque, Principal ☐

☐ Bridgette Barnette, School Improvement Council Chair

Abbreviations Key

N/A-Not Applicable

N/AV-Not Available

N/C-Not Collected

N/R-Not Reported

I/S-Insufficient Sample

TBD-To Be Determined