



# SC Annual School Report Card Summary

**Fennell Elementary School**  
**HAMPTON 1**  
**Grades: PK-6** Enrollment: 203  
**Principal: Willie F. Coker**  
**Superintendent: Douglas E. McTeer, Jr.**  
**Board Chair: Libby Murdaugh**

## PERFORMANCE

Comprehensive detail, including definitions of ratings, performance criteria, and explanations of status, is available on [www.ed.sc.gov](http://www.ed.sc.gov) and [www.eoc.sc.gov](http://www.eoc.sc.gov) as well as school and school district websites. Printed versions are available from school districts upon request.

YEAR	ABSOLUTE RATING	GROWTH RATING	PALMETTO GOLD AND SILVER AWARD		ESEA/FEDERAL ACCOUNTABILITY RATING SYSTEM	
			General Performance	Closing the Gap	ESEA Grade	Accountability Indicator
2014	Average	Below Average	TBD	TBD	C	N/A
2013	Average	Good	SILVER	N/A	C	N/A
2012	Average	Average	N/A	N/A	A	Reward

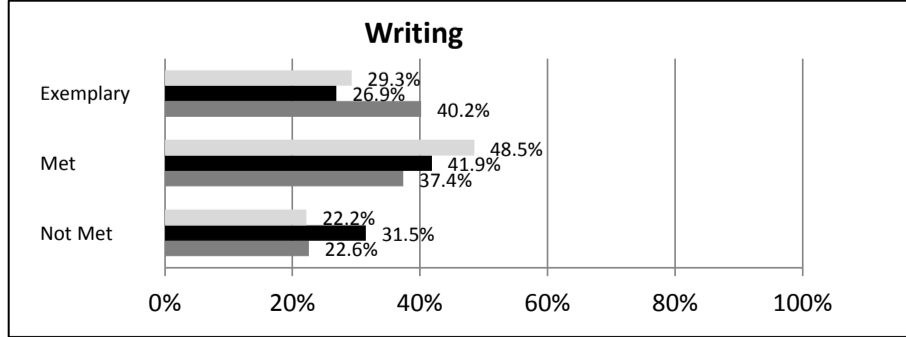
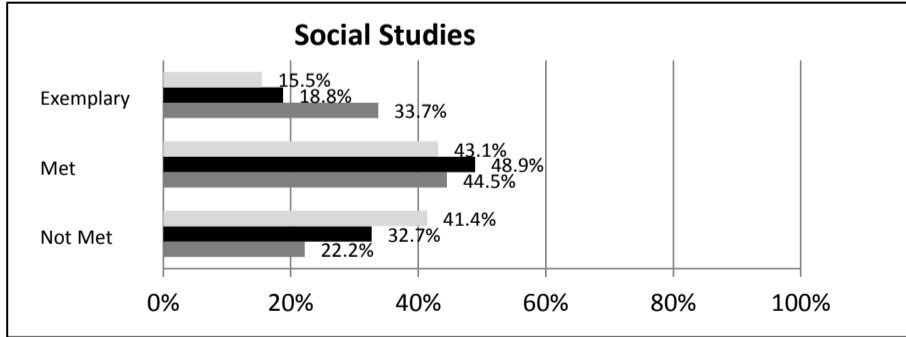
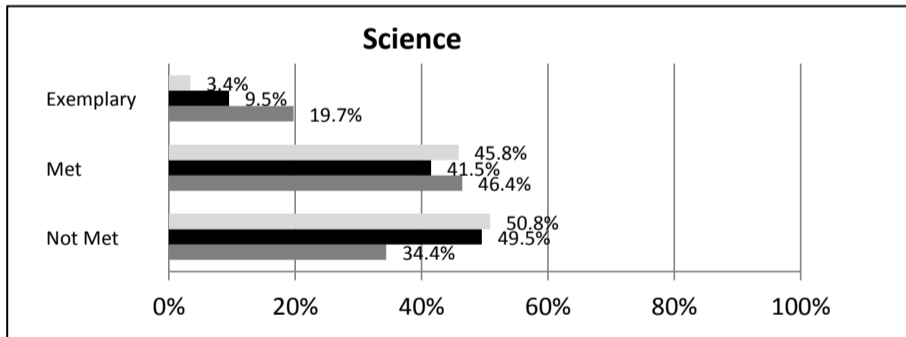
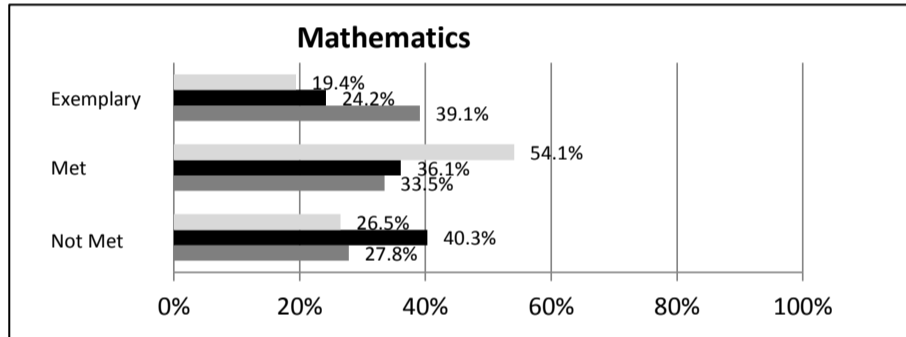
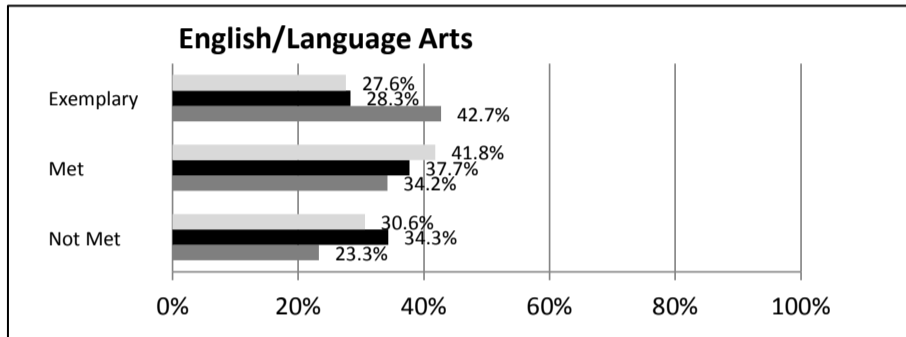
## ABSOLUTE RATINGS OF ELEMENTARY SCHOOLS WITH STUDENTS LIKE OURS\*

EXCELLENT	GOOD	AVERAGE	BELOW AVERAGE	AT-RISK
4	12	130	43	13

\* Ratings are calculated with data available by 04/27/2015. Schools with Students Like Ours are Elementary Schools with Poverty Indices of no more than 5% above or below the index for this school.

## SC PASS PERFORMANCE

Our School Elementary Schools with Students Like Ours Elem Schools Statewide



## NAEP\*

\*Performance reported for SC and nation, data not available at school level. Percentages at NAEP Achievement Levels.



**SC PERFORMANCE VISION**  
 By 2020 all students will graduate with the knowledge and skills necessary to compete successfully in the global economy, participate in a democratic society and contribute positively as members of families and communities.

### Abbreviations Key

N/A-Not Applicable    N/AV-Not Available    N/C-Not Collected    N/R-Not Reported    I/S-Insufficient Sample    TBD-To Be Determined

**Fennell Elementary School  
HAMPTON 1**

**SCHOOL PROFILE**

	Our School	Change from Last Year	Elementary Schools with Students Like Ours	Median Elementary Schools
<b>Students (n = 203)</b>				
Retention rate	1.6%	Down from 2.7%	1.6%	1.0%
Attendance rate	97.3%	Up from 96.7%	96.0%	96.5%
Served by gifted and talented program	1.9%	Up from 0.5%	3.3%	7.3%
With disabilities	1.9%	Down from 3.4%	13.6%	12.5%
Older than usual for grade	3.4%	Up from 2.5%	2.8%	1.8%
Out-of-school suspensions or expulsions for violent and/or criminal offenses	0.0%	No change	0.0%	0.0%
<b>Teachers (n = 19)</b>				
Teachers with advanced degrees	75.0%	Down from 81.8%	60.5%	62.3%
Continuing contract teachers	100.0%	Up from 81.8%	75.7%	81.2%
Teachers returning from previous year	84.5%	Down from 88.3%	84.5%	88.4%
Teacher attendance rate	94.2%	Up from 93.3%	95.3%	95.3%
Average teacher salary*	\$44,434	Down 8.2%	\$46,198	\$47,902
Classes not taught by highly qualified teachers	0.0%	No change	0.0%	0.0%
Professional development days/teacher	8.2 days	Down from 11.0 days	10.9 days	10.9 days
<b>School</b>				
Principal's years at school	18.0	Up from 17.0	4.0	4.0
Student-teacher ratio in core subjects	9.9 to 1	Up from 9.2 to 1	18.7 to 1	19.9 to 1
Prime instructional time	91.3%	Up from 87.9%	90.4%	90.7%
Opportunities in the arts	Excellent	Up from Good	Good	Good
SACS accreditation	No	No change	Yes	Yes
Parents attending conferences	66.3%	Down from 69.0%	100.0%	100.0%
Character development program	Average	No change	Excellent	Excellent
Dollars spent per pupil**	\$9,892	Up 5.0%	\$8,205	\$7,680
Percent of expenditures for instruction**	57.5%	Down from 58.0%	65.9%	66.8%
Percent of expenditures for teacher salaries**	56.8%	Up from 56.0%	65.2%	66.0%
ESEA composite index score	77.9	Up from 72.8	72.7	85.7

\* Length of contract = 185+ days.

\*\*Prior year audited financial data available.

**EVALUATION RESULTS**

	Teachers	Students*	Parents*
Number of surveys returned	13	21	16
Percent satisfied with learning environment	100.0%	95.2%	81.3%
Percent satisfied with social and physical environment	100.0%	66.6%	87.5%
Percent satisfied with school-home relations	100.0%	90.5%	56.3%

\*Only students at the highest elementary school grade level at this school and their parents were included.

Comprehensive detail, including definitions of ratings, performance criteria, and explanations of status, is available on [www.ed.sc.gov](http://www.ed.sc.gov) and [www.eoc.sc.gov](http://www.eoc.sc.gov) as well as school and school district websites.

Printed versions are available from school districts upon request.

**REPORT OF PRINCIPAL AND SCHOOL IMPROVEMENT COUNCIL**

Fennell Elementary School is a family and community school working and growing together with the community. We are elated with the growing level of parental engagement and community involvement. We will continue to partner with parents and the community to provide a positive learning environment, which challenges and stimulates the growth of the whole child to promote quality education.

Some of the achievements and accomplishments of the 2013-2014 school year are:

A grade of good for student improvement

A Silver Award for academic improvement

21st Century grant to improve the arts and provide math and reading skills

A high level technology center

An after-school tutorial assistance program

A donation to improve our academic program

A TAP school

A reading recovery teacher

Two Master teachers

Donated free books for all students

School camera at all entrance doors

\$945.00 Bright Ideas Grant

School-wide visit to Beidler Wildlife Forest

Created on outdoor classroom

A successful school gardening program

A community green house

A community softball and basketball program for all students

Promoted healthy eating habits

We are committed to a quality education for all students. It is our goal to continue to give each child the opportunity to excel and grow in a loving and positive environment.

Maurice Alsing, Chairman of School Improvement Council

Willie Coker, Principal

**Abbreviations Key**

**N/A**-Not Applicable

**N/AV**-Not Available

**N/C**-Not Collected

**N/R**-Not Reported

**I/S**-Insufficient Sample

**TBD**-To Be Determined