



# SC Annual School Report Card Summary

Varnville Elementary School  
 HAMPTON 1  
 Grades: PK-3 Enrollment: 372  
 Principal: Donna G. Kinard  
 Superintendent: Douglas E. McTeer, Jr.  
 Board Chair: Libby Murdaugh

## PERFORMANCE

Comprehensive detail, including definitions of ratings, performance criteria, and explanations of status, is available on [www.ed.sc.gov](http://www.ed.sc.gov) and [www.eoc.sc.gov](http://www.eoc.sc.gov) as well as school and school district websites. Printed versions are available from school districts upon request.

YEAR	ABSOLUTE RATING	GROWTH RATING	PALMETTO GOLD AND SILVER AWARD		ESEA/FEDERAL ACCOUNTABILITY RATING SYSTEM	
			General Performance	Closing the Gap	ESEA Grade	Accountability Indicator
2014	Average	At-Risk	TBD	TBD	B	Reward
2013	Good	Below Average	N/A	N/A	A	Reward
2012	Good	Below Average	N/A	N/A	A	Reward

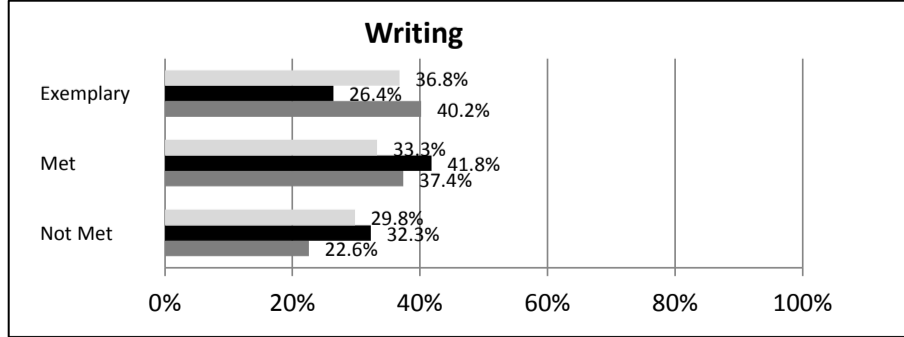
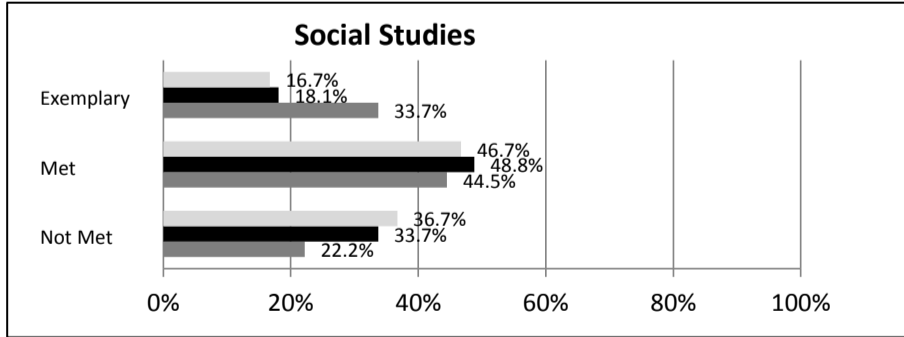
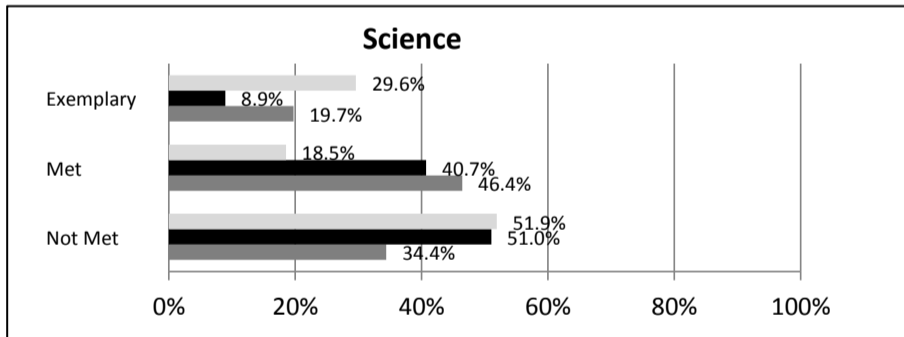
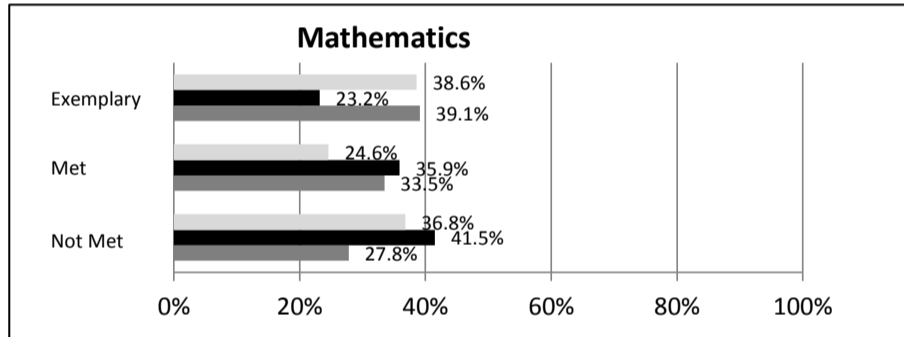
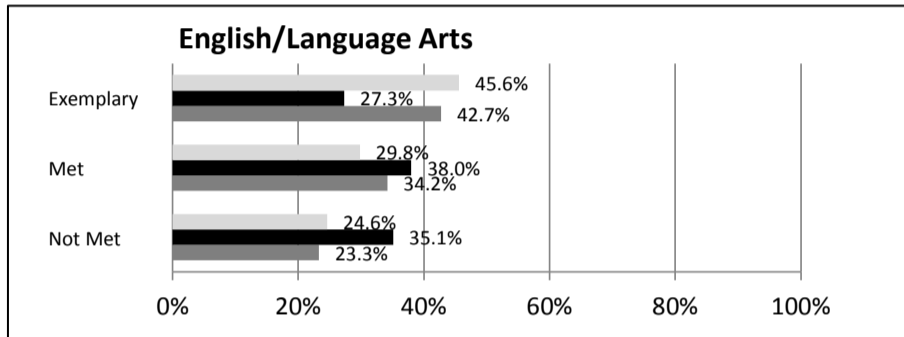
## ABSOLUTE RATINGS OF ELEMENTARY SCHOOLS WITH STUDENTS LIKE OURS\*

EXCELLENT	GOOD	AVERAGE	BELOW AVERAGE	AT-RISK
3	10	123	48	16

\* Ratings are calculated with data available by 04/27/2015. Schools with Students Like Ours are Elementary Schools with Poverty Indices of no more than 5% above or below the index for this school.

## SC PASS PERFORMANCE

Our School Elementary Schools with Students Like Ours Elem Schools Statewide



## NAEP\*

\*Performance reported for SC and nation, data not available at school level. Percentages at NAEP Achievement Levels.



## SC PERFORMANCE VISION

By 2020 all students will graduate with the knowledge and skills necessary to compete successfully in the global economy, participate in a democratic society and contribute positively as members of families and communities.

## Abbreviations Key

N/A-Not Applicable N/AV-Not Available N/C-Not Collected N/R-Not Reported I/S-Insufficient Sample TBD-To Be Determined

**Varnville Elementary School  
HAMPTON 1**

**SCHOOL PROFILE**

	Our School	Change from Last Year	Elementary Schools with Students Like Ours	Median Elementary Schools
<b>Students (n = 372)</b>				
Retention rate	6.3%	Up from 1.7%	1.6%	1.0%
Attendance rate	99.9%	Up from 95.7%	96.0%	96.5%
Served by gifted and talented program	1.6%	Up from 0.3%	3.0%	7.3%
With disabilities	9.4%	Down from 10.1%	14.0%	12.5%
Older than usual for grade	2.6%	Up from 1.4%	2.9%	1.8%
Out-of-school suspensions or expulsions for violent and/or criminal offenses	0.0%	Down from 0.7%	0.0%	0.0%
<b>Teachers (n = 26)</b>				
Teachers with advanced degrees	61.5%	Down from 69.2%	60.0%	62.3%
Continuing contract teachers	76.9%	No change	74.5%	81.2%
Teachers returning from previous year	81.5%	Down from 84.6%	84.1%	88.4%
Teacher attendance rate	94.5%	Up from 92.4%	95.3%	95.3%
Average teacher salary*	\$44,118	Down 3.0%	\$46,251	\$47,902
Classes not taught by highly qualified teachers	0.0%	No change	0.0%	0.0%
Professional development days/teacher	12.1 days	Down from 12.2 days	10.1 days	10.9 days
<b>School</b>				
Principal's years at school	10.0	Up from 9.0	4.0	4.0
Student-teacher ratio in core subjects	19.0 to 1	Down from 20.3 to 1	18.6 to 1	19.9 to 1
Prime instructional time	94.2%	Up from 87.2%	90.5%	90.7%
Opportunities in the arts	Good	No change	Good	Good
SACS accreditation	No	No change	Yes	Yes
Parents attending conferences	99.0%	Down from 100.0%	100.0%	100.0%
Character development program	Excellent	No change	Excellent	Excellent
Dollars spent per pupil**	\$6,915	Down 1.8%	\$8,444	\$7,680
Percent of expenditures for instruction**	71.7%	Down from 73.0%	65.7%	66.8%
Percent of expenditures for teacher salaries**	70.5%	Up from 70.0%	64.8%	66.0%
ESEA composite index score	88.5	Down from 94.3	71.0	85.7

\* Length of contract = 185+ days.

\*\*Prior year audited financial data available.

**EVALUATION RESULTS**

	Teachers	Students*	Parents*
Number of surveys returned	29	54	32
Percent satisfied with learning environment	82.8%	81.5%	65.7%
Percent satisfied with social and physical environment	86.2%	82.1%	66.6%
Percent satisfied with school-home relations	75.0%	85.7%	57.6%

\*Only students at the highest elementary school grade level at this school and their parents were included.

Comprehensive detail, including definitions of ratings, performance criteria, and explanations of status, is available on [www.ed.sc.gov](http://www.ed.sc.gov) and [www.eoc.sc.gov](http://www.eoc.sc.gov) as well as school and school district websites.

Printed versions are available from school districts upon request.

**REPORT OF PRINCIPAL AND SCHOOL IMPROVEMENT COUNCIL**

Varnville Elementary School (VES) is very proud of our accomplishments and excited to share our recognitions and activities from our 2013-2014 school year. Based on the ESEA waiver, VES is pleased to announce we received an "A" with a point grade of 94.3. We were also recognized as a Title I Reward School for Performance, being among the highest performing Title I schools in a given year. Our report card Absolute Grade was Good. ☒

VES teachers received 7 Palmetto Bright Ideas grants totaling \$5,720 and 3 teachers received Donors Choose grants for IPAD minis, SS/Science texts, and literature. One teacher received the Betti Crosby Award and purchased IPAD minis. We have 5 NBCT's on our staff. We were the State Farm Insurance Chosen School. VES continues school improvement and growth through the SC TAP program focusing on teacher quality and student achievement. Through weekly cluster meetings and collaboration, school and district workshops, and early out professional days, we present and share information on best practices.☒

Our commitment to providing the best educational experiences begins with our four Child Development Educational Pilot Program classes. Using, "Breakthrough to Literacy" provides each child a home library of at least 20 books by the end of the year. Our school received the SDE Summer Reading grant and every child received 8 books for summer reading. Now in our 5th year of Positive Behavior Interventions and Support (PBIS), we remain a PBIS "Ribbon" school. The school culture promotes a positive reinforcement of the VES school-wide expectations...Can be Responsible, Use our Minds, Be Respectful, and Stay Safe.☒

We participate in many service and community projects throughout the year giving our students the opportunity to learn the value of service to others. The third grade students presented a program and decorated the town's Christmas tree for Arbor Day. Students got to jump for the "Jump Rope for Heart" (AHA) by making donations and learning how this helps individuals with heart disease. The VES Relay for Life team raised \$4,535 (a school record) and was recognized as a Silver Team, received an Outstanding School Award, and a Night Owl Award. VES recognized our community veterans and retirees of education in our district with a special luncheon in their honor. Volunteers were recognized with a breakfast at the end of the year.☒

A super dance program was performed by our second grade students under the direction of Mr. Karl Singletary, artist-in-residence. Our students participated in a book character parade dressing as their favorite character from books of their choice. ☒

The commitment of our community, parents, students, SIC, PTO, and staff help every child reach their potential. "We do our best at VES...Read and Succeed!"

Kelly Shipes - SIC Chair

Donna G. Kinard-Principal

**Abbreviations Key**

**N/A**-Not Applicable

**N/AV**-Not Available

**N/C**-Not Collected

**N/R**-Not Reported

**I/S**-Insufficient Sample

**TBD**-To Be Determined