



SC Annual School Report Card Summary

**BRUNSON ELEMENTARY
HAMPTON 1**

Grades: K-6

Enrollment: 186

Principal: Mr. Gregory Ackerman

Superintendent: Douglas E. McTeer, Jr.

Board Chair: Libby Murdaugh

PERFORMANCE

Comprehensive detail, including definitions of ratings, performance criteria, and explanations of status, is available on www.ed.sc.gov and www.eoc.sc.gov as well as school and school district websites. Printed versions are available from school districts upon request.

| YEAR | ABSOLUTE RATING | GROWTH RATING | PALMETTO GOLD AND SILVER AWARD | | ESEA/FEDERAL ACCOUNTABILITY RATING SYSTEM | |
|------|-----------------|---------------|--------------------------------|-----------------|---|--------------------------|
| | | | General Performance | Closing the Gap | ESEA Grade | Accountability Indicator |
| 2014 | Good | Average | TBD | TBD | A | Reward |
| 2013 | Good | Below Average | N/A | N/A | B | Reward |
| 2012 | Good | Excellent | GOLD | N/A | A | Reward |

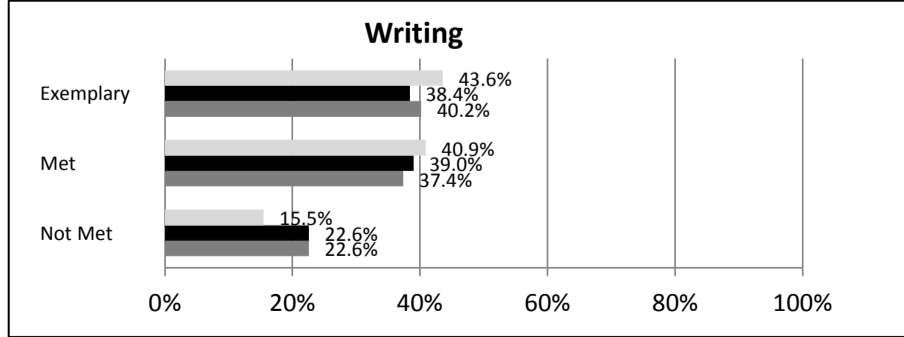
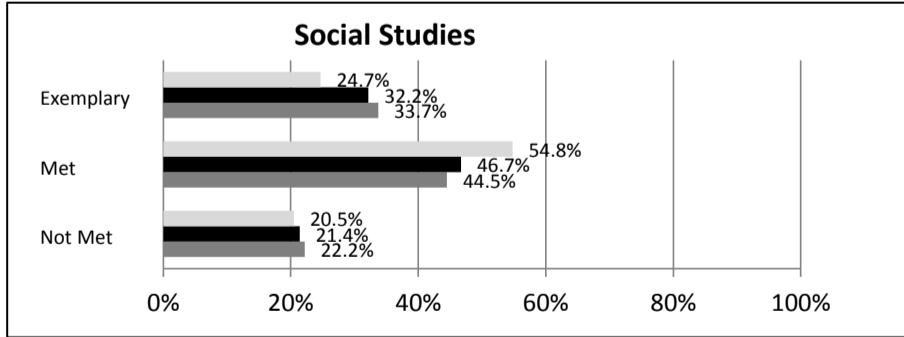
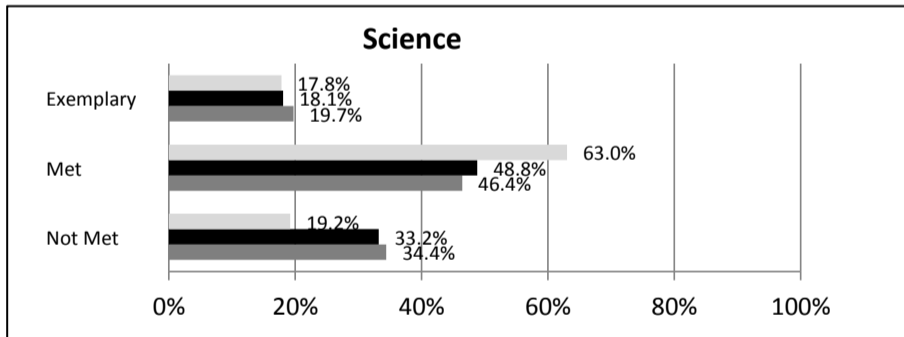
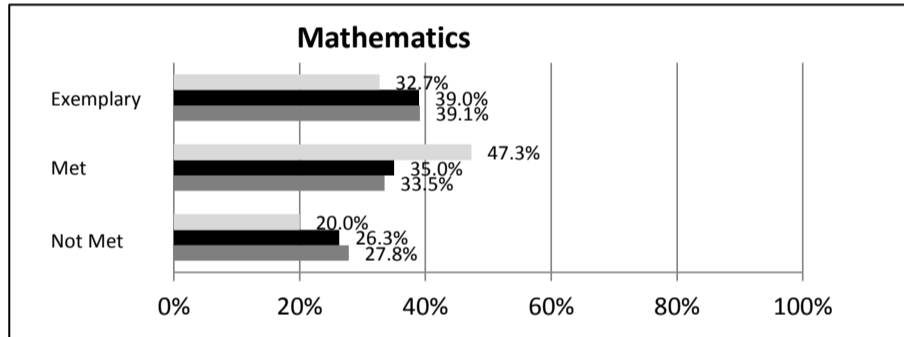
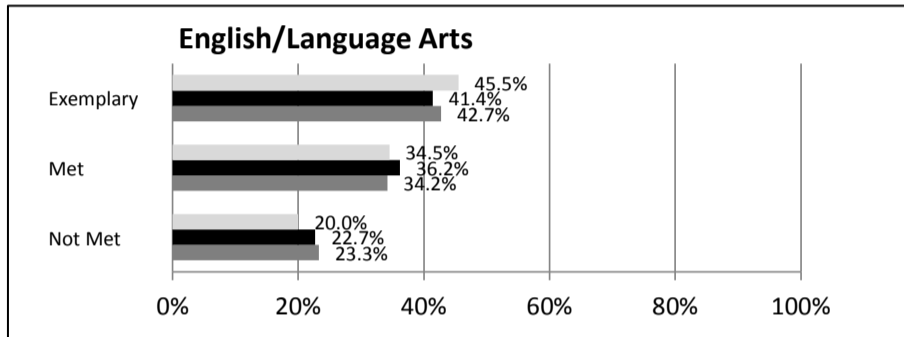
ABSOLUTE RATINGS OF ELEMENTARY SCHOOLS WITH STUDENTS LIKE OURS*

| EXCELLENT | GOOD | AVERAGE | BELOW AVERAGE | AT-RISK |
|-----------|------|---------|---------------|---------|
| 28 | 46 | 58 | 3 | 1 |

* Ratings are calculated with data available by 04/27/2015. Schools with Students Like Ours are Elementary Schools with Poverty Indices of no more than 5% above or below the index for this school.


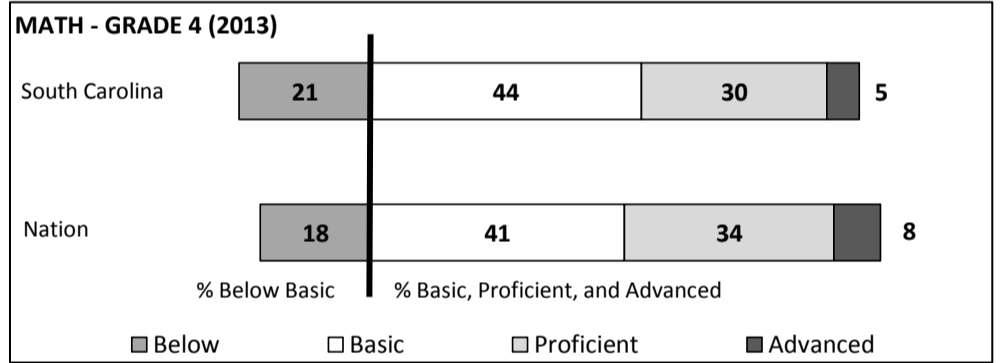
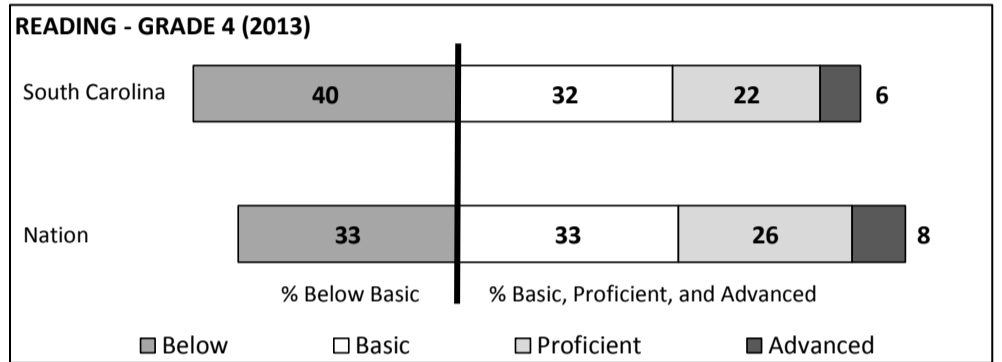
SC PASS PERFORMANCE

Our School Elementary Schools with Students Like Ours Elem Schools Statewide



NAEP*

*Performance reported for SC and nation, data not available at school level. Percentages at NAEP Achievement Levels.



SC PERFORMANCE VISION

By 2020 all students will graduate with the knowledge and skills necessary to compete successfully in the global economy, participate in a democratic society and contribute positively as members of families and communities.

Abbreviations Key

N/A-Not Applicable

N/AV-Not Available

N/C-Not Collected

N/R-Not Reported

I/S-Insufficient Sample

TBD-To Be Determined

**BRUNSON ELEMENTARY
HAMPTON 1**

SCHOOL PROFILE

| | Our School | Change from Last Year | Elementary Schools with Students Like Ours | Median Elementary Schools |
|--|------------|-----------------------|--|---------------------------|
| Students (n = 186) | | | | |
| Retention rate | 2.2% | Down from 3.9% | 1.1% | 1.0% |
| Attendance rate | 99.2% | Up from 98.1% | 96.4% | 96.5% |
| Served by gifted and talented program | 8.2% | Up from 5.6% | 7.2% | 7.3% |
| With disabilities | 0.0% | Down from 6.7% | 13.7% | 12.5% |
| Older than usual for grade | 3.8% | Down from 6.2% | 2.1% | 1.8% |
| Out-of-school suspensions or expulsions for violent and/or criminal offenses | 0.0% | N/A | 0.0% | 0.0% |
| Teachers (n = 11) | | | | |
| Teachers with advanced degrees | 63.6% | Up from 61.5% | 60.9% | 62.3% |
| Continuing contract teachers | 100.0% | Up from 92.3% | 83.5% | 81.2% |
| Teachers returning from previous year | 90.3% | Down from 90.8% | 89.1% | 88.4% |
| Teacher attendance rate | 97.6% | Up from 95.6% | 95.3% | 95.3% |
| Average teacher salary* | \$46,932 | Down 1.4% | \$48,645 | \$47,902 |
| Classes not taught by highly qualified teachers | 0.0% | No change | 0.0% | 0.0% |
| Professional development days/teacher | 6.5 days | N/A | 11.1 days | 10.9 days |
| School | | | | |
| Principal's years at school | 12.0 | N/A | 5.0 | 4.0 |
| Student-teacher ratio in core subjects | 13.1 to 1 | N/A | 20.1 to 1 | 19.9 to 1 |
| Prime instructional time | 96.7% | Up from 93.4% | 90.2% | 90.7% |
| Opportunities in the arts | Excellent | N/A | Good | Good |
| SACS accreditation | No | N/A | Yes | Yes |
| Parents attending conferences | 97.8% | N/A | 100.0% | 100.0% |
| Character development program | Excellent | N/A | Excellent | Excellent |
| Dollars spent per pupil** | \$10,847 | Up 15.3% | \$7,637 | \$7,680 |
| Percent of expenditures for instruction** | 60.0% | Down from 61.0% | 66.5% | 66.8% |
| Percent of expenditures for teacher salaries** | 58.5% | Up from 58.0% | 65.8% | 66.0% |
| ESEA composite index score | 95.8 | Up from 89.2 | 85.5 | 85.7 |

* Length of contract = 185+ days.

**Prior year audited financial data available.

EVALUATION RESULTS

| | Teachers | Students* | Parents* |
|--|----------|-----------|----------|
| Number of surveys returned | 15 | 33 | 34 |
| Percent satisfied with learning environment | 93.4% | 94.0% | 97.0% |
| Percent satisfied with social and physical environment | 100.0% | 93.9% | 97.1% |
| Percent satisfied with school-home relations | 66.7% | 94.0% | 94.1% |

*Only students at the highest elementary school grade level at this school and their parents were included.

Comprehensive detail, including definitions of ratings, performance criteria, and explanations of status, is available on www.ed.sc.gov and www.eoc.sc.gov as well as school and school district websites.

Printed versions are available from school districts upon request.

REPORT OF PRINCIPAL AND SCHOOL IMPROVEMENT COUNCIL

2013 was another fantastic year for the teachers and students at Brunson Elementary. Brunson Elementary received numerous awards and recognitions throughout the year. Brunson Elementary students have traditionally done well in academics, and had a strong fine arts program, but the Arts in the Basic Curriculum grant has enabled our students to go beyond the typical elementary school fine arts curriculum. The ABC grant has helped us get artists-in-residence such as a contemporary dance teacher and drama instructors that direct productions like, "The Ransom of the Red Chief" and "Babes in Toyland". Through the hard work of our dedicated teachers, students worked with dance and drama artists-in-residence on four theatrical productions. Our annual dessert theater is always an anticipated production with polished performances from our talented students. Just this past year a new sound system was installed in the gym to improve play productions thanks to a sizeable donation from the Gretsch Memorial Foundation.

Brunson Elementary Steel Drum Band "Blue Steel" under the direction of our music teacher performed on a number of occasions, as well as the Brunson Elementary School Girls' Chorus. In fact the "Brunson Belles" have performed a number of times to sold out crowds at the Palmetto Theater.

Hampton School District One was awarded a 21st Century After School Grant that provided additional funding for Brunson Elementary teachers to help tutor students before and after school. This grant enabled students to continue to participate in drama, chorus, music, art, and robotics after school, in addition to academic tutoring. During the tutoring sessions, students focused on the basic skills in Math and ELA for a better understanding of their class work, while furthering their academics.

The Exxon/Mobile grant provided student incentives for things such as "Warrior Buck" celebrations. This positive behavior program focused on rewarding good behavior. Pizza, pencils, ribbons, stickers, and other incentives were available for students who did well in class.

Brunson Elementary teachers received several Bright Ideas grants for math and science supplies. Another program the students have participated in is "Reading Counts". Over a fifty students in the school achieved at least a hundred points from reading library books throughout the year. Field trips to Barrier Island, Ruth Patrick Science Center and Charleston, SC are experiences our students will never forget.

We are currently in the fourth year with the Teacher and Student Advancement Program and the teachers and students are becoming much more comfortable with this rigorous instructional approach. This research based program uses ongoing staff development of the best practices in education. Brunson Elementary is able to employ two Master teachers to constantly guide teachers in instruction and keep track of student achievement.

Our PTO has been actively involved the entire school year and with numerous fund raising activities. With our annual fall festival, we have been able to make improvements to the school. The PTO Spaghetti Supper and Boston Butt Sale helped the school purchase additional smart boards and playground equipment. Our end of year "G-O Day" is another anticipated

Abbreviations Key

N/A-Not Applicable

N/AV-Not Available

N/C-Not Collected

N/R-Not Reported

I/S-Insufficient Sample

TBD-To Be Determined