



# SC Annual School Report Card Summary

**Sampit Elementary**  
**GEORGETOWN COUNTY**  
**Grades: PK-5**      **Enrollment: 374**  
**Principal: Sabrina Goff-Mack**  
**Superintendent: Dr. H. Randall Dozier**  
**Board Chair: Mr. Jim Dumm**

## PERFORMANCE

*Comprehensive detail, including definitions of ratings, performance criteria, and explanations of status, is available on [www.ed.sc.gov](http://www.ed.sc.gov) and [www.eoc.sc.gov](http://www.eoc.sc.gov) as well as school and school district websites. Printed versions are available from school districts upon request.*

YEAR	ABSOLUTE RATING	GROWTH RATING	PALMETTO GOLD AND SILVER AWARD		ESEA/FEDERAL ACCOUNTABILITY RATING SYSTEM	
			General Performance	Closing the Gap	ESEA Grade	Accountability Indicator
2014	Average	Average	TBD	TBD	B	Reward
2013	Average	Average	N/A	N/A	A	Reward
2012	Average	Average	N/A	N/A	A	Reward

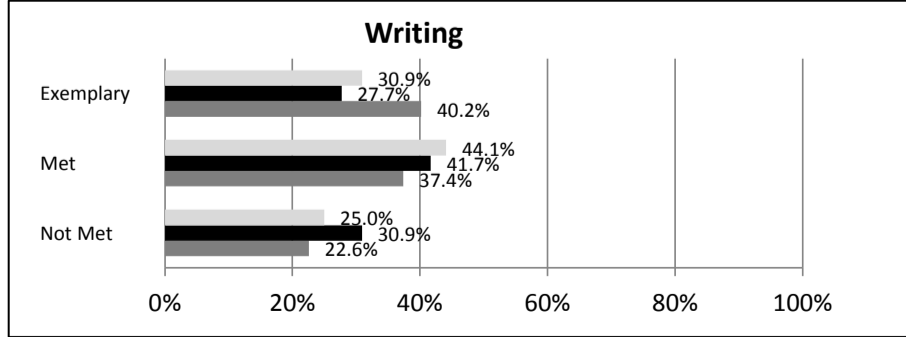
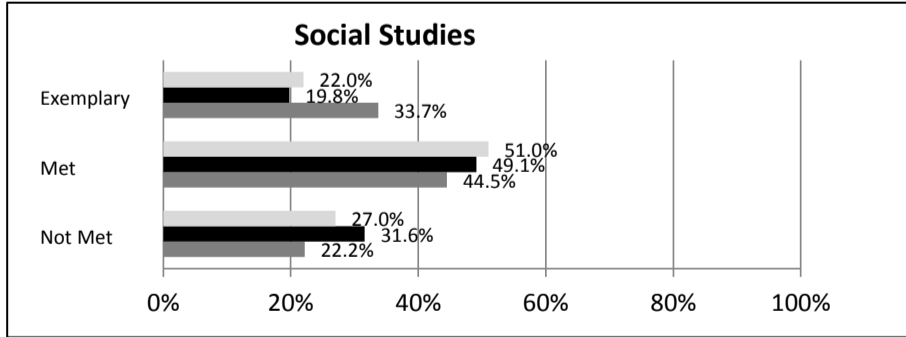
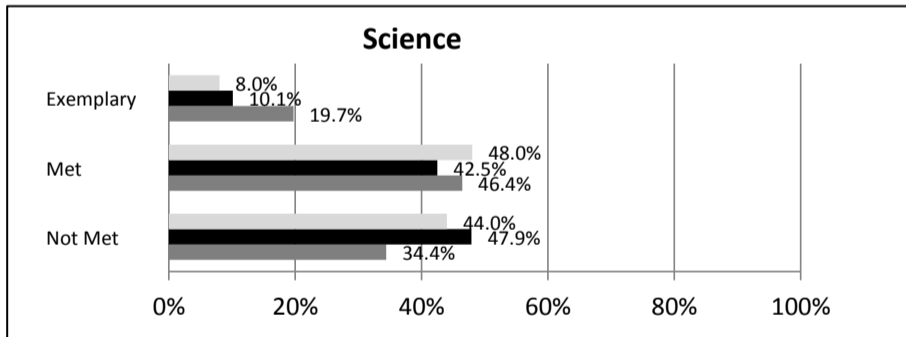
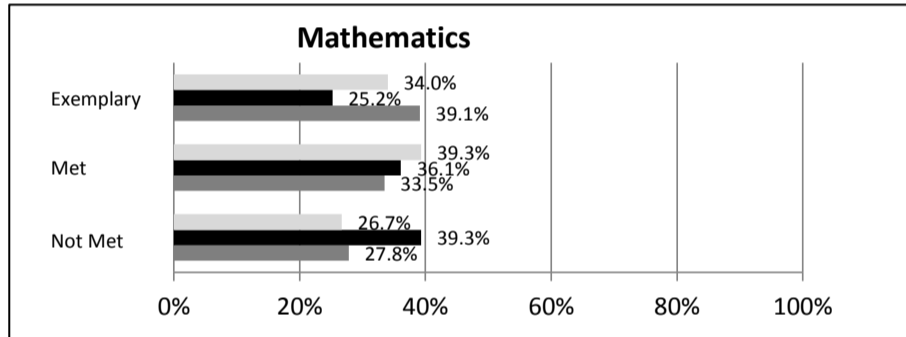
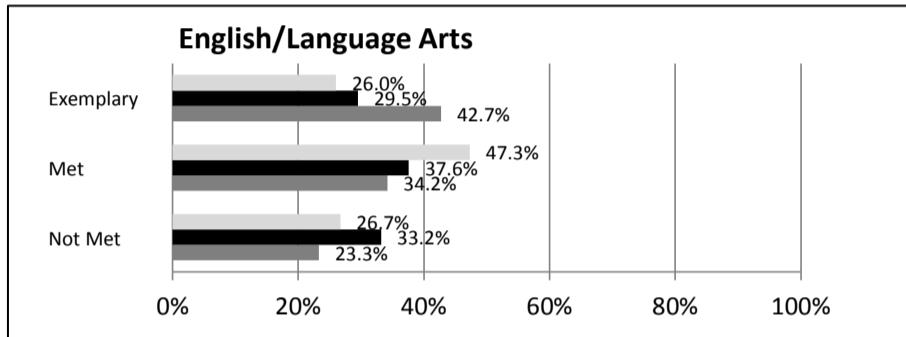
## ABSOLUTE RATINGS OF ELEMENTARY SCHOOLS WITH STUDENTS LIKE OURS\*

EXCELLENT	GOOD	AVERAGE	BELOW AVERAGE	AT-RISK
5	14	122	34	10

\* Ratings are calculated with data available by 04/27/2015. Schools with Students Like Ours are Elementary Schools with Poverty Indices of no more than 5% above or below the index for this school.

## SC PASS PERFORMANCE

Our School     
  Elementary Schools with Students Like Ours     
  Elem Schools Statewide



## NAEP\*

\*Performance reported for SC and nation, data not available at school level. Percentages at NAEP Achievement Levels.



## SC PERFORMANCE VISION

By 2020 all students will graduate with the knowledge and skills necessary to compete successfully in the global economy, participate in a democratic society and contribute positively as members of families and communities.

### Abbreviations Key

**N/A**-Not Applicable     
 **N/AV**-Not Available     
 **N/C**-Not Collected     
 **N/R**-Not Reported     
 **I/S**-Insufficient Sample     
 **TBD**-To Be Determined

**Sampit Elementary  
GEORGETOWN COUNTY**

**SCHOOL PROFILE**

	Our School	Change from Last Year	Elementary Schools with Students Like Ours	Median Elementary Schools
<b>Students (n = 374)</b>				
Retention rate	2.1%	Down from 3.5%	1.5%	1.0%
Attendance rate	96.3%	Up from 95.5%	96.1%	96.5%
Served by gifted and talented program	4.3%	Up from 4.0%	3.6%	7.3%
With disabilities	10.5%	Up from 10.3%	13.9%	12.5%
Older than usual for grade	3.0%	Up from 2.0%	2.7%	1.8%
Out-of-school suspensions or expulsions for violent and/or criminal offenses	0.0%	Down from 0.3%	0.0%	0.0%
<b>Teachers (n = 27)</b>				
Teachers with advanced degrees	59.3%	Down from 63.0%	61.3%	62.3%
Continuing contract teachers	85.2%	Down from 88.9%	76.8%	81.2%
Teachers returning from previous year	85.6%	Down from 87.1%	84.8%	88.4%
Teacher attendance rate	95.8%	Up from 94.4%	95.2%	95.3%
Average teacher salary*	\$47,020	Down 1.5%	\$46,487	\$47,902
Classes not taught by highly qualified teachers	0.0%	No change	0.0%	0.0%
Professional development days/teacher	20.5 days	Up from 8.1 days	10.6 days	10.9 days
<b>School</b>				
Principal's years at school	2.0	Up from 1.0	3.0	4.0
Student-teacher ratio in core subjects	17.8 to 1	Up from 15.5 to 1	18.8 to 1	19.9 to 1
Prime instructional time	85.9%	Down from 87.8%	90.2%	90.7%
Opportunities in the arts	Good	No change	Good	Good
SACS accreditation	Yes	No change	Yes	Yes
Parents attending conferences	100.0%	Up from 99.1%	100.0%	100.0%
Character development program	Excellent	Up from Good	Excellent	Excellent
Dollars spent per pupil**	\$9,764	Up 7.6%	\$8,136	\$7,680
Percent of expenditures for instruction**	59.7%	Down from 60.0%	65.6%	66.8%
Percent of expenditures for teacher salaries**	58.5%	Up from 57.0%	64.8%	66.0%
ESEA composite index score	83.8	Down from 91.3	74.3	85.7

\* Length of contract = 185+ days.

\*\*Prior year audited financial data available.

**EVALUATION RESULTS**

	Teachers	Students*	Parents*
Number of surveys returned	31	53	34
Percent satisfied with learning environment	96.7%	94.3%	97.0%
Percent satisfied with social and physical environment	96.8%	88.5%	97.2%
Percent satisfied with school-home relations	87.1%	84.3%	85.7%

\*Only students at the highest elementary school grade level at this school and their parents were included.

Comprehensive detail, including definitions of ratings, performance criteria, and explanations of status, is available on [www.ed.sc.gov](http://www.ed.sc.gov) and [www.eoc.sc.gov](http://www.eoc.sc.gov) as well as school and school district websites.

Printed versions are available from school districts upon request.

**REPORT OF PRINCIPAL AND SCHOOL IMPROVEMENT COUNCIL**

Sampit Elementary School is home to a population of about 380 students in grades Pre-K through fifth. It is a small rural community school. We are extremely proud of our students, our parents, our community, our faculty and staff, and our beautiful campus. We are dedicated to providing a safe, welcoming, and supportive learning environment with high expectations. Staff members at Sampit Elementary seek to create a culture of learning with a comprehensive curriculum that encourages students to strive for excellence at every developmental level and to evolve into self-motivated learners. Educational and emotional needs of the students are met through small class sizes, a comprehensive reading program, innovative approaches to mathematics education, cross curricular connections, and scheduling that allows for the continued professional development of the staff. Our balanced literacy program engages our students in meaningful whole class, small group, and personal reading and writing experiences. Through modeling, coaching, and discussion, students are equipped with a wealth of strategies to develop their reading fluency and comprehension. All students are immersed in rich literature available at the individual student's developmental level through the 100 Book Challenge Reading Program. Students in K-5 are encouraged to read independently in order to meet personal reading goals. Strong unit planning strategically integrates both social studies and science with the students' literature study. Opportunities for students' continued growth and development are provided through technology, music, art, and physical education. The mathematics curriculum provides the students with concrete, tactile learning using an array of manipulatives and tools to solve problems based on real life situations. The spiraling curriculum uses games for continued practice so that the children can begin to apply what they learn during investigations and explorations. The level of instruction is highly challenging and encourages cooperative learning experiences. Students with needs in reading and math receive intensive small group instruction. In addition, tutoring is provided during school and after school. Our teachers engage in the Professional Teaching and Learning Cycle (PTLC) process to enhance instruction. Teachers collaborate in grade level and cross grade level sessions to plan meaningful standards based lessons and assessments. Academic success is a top priority for all of our students. We realize the powerful potential for improving student performance when the home, school, and community join forces for the good of our children. The school provides many opportunities for parents to be actively involved. Parents are invited to attend student activities, participate in curriculum workshops, and volunteer in various capacities. We believe in providing parents with resources to help their children learn at home. We welcome their involvement as they join us as partners in education. Sampit strives to create a vibrant learning environment where students are academically charged and become lifelong learners. As our motto states, Sampit is "Building a Pathway to Success!"

☐

Sabrina Goff-Mack, Principal

David Britton, SIC Chairperson

**Abbreviations Key**

**N/A**-Not Applicable

**N/AV**-Not Available

**N/C**-Not Collected

**N/R**-Not Reported

**I/S**-Insufficient Sample

**TBD**-To Be Determined