



SC Annual School Report Card Summary

McDonald Elementary
GEORGETOWN COUNTY

Grades: PK-5

Enrollment: 528

Principal: Miriam R Daniels

Superintendent: Dr. H. Randall Dozier

Board Chair: Mr. Jim Dumm

PERFORMANCE

Comprehensive detail, including definitions of ratings, performance criteria, and explanations of status, is available on www.ed.sc.gov and www.eoc.sc.gov as well as school and school district websites. Printed versions are available from school districts upon request.

YEAR	ABSOLUTE RATING	GROWTH RATING	PALMETTO GOLD AND SILVER AWARD		ESEA/FEDERAL ACCOUNTABILITY RATING SYSTEM	
			General Performance	Closing the Gap	ESEA Grade	Accountability Indicator
2014	Average	Good	TBD	TBD	D	N/A
2013	Below Average	At-Risk	N/A	N/A	D	N/A
2012	Average	Average	N/A	N/A	C	N/A

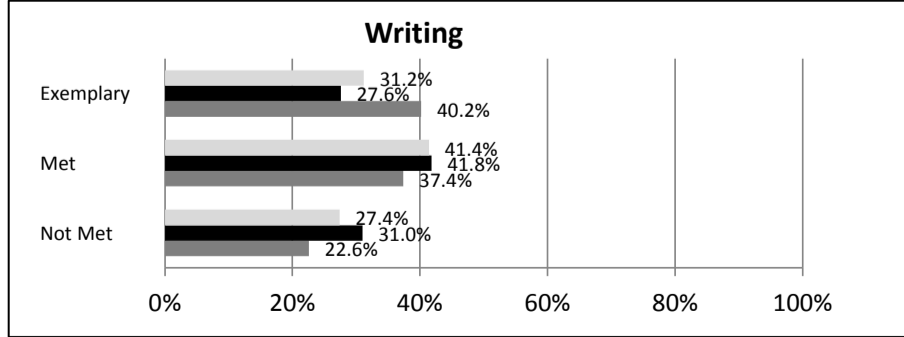
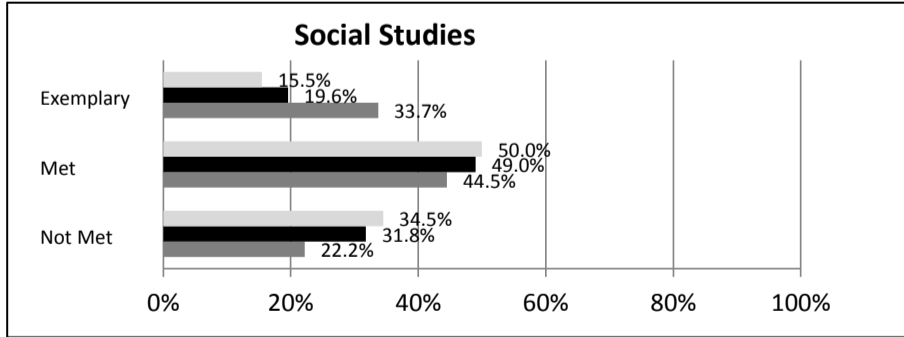
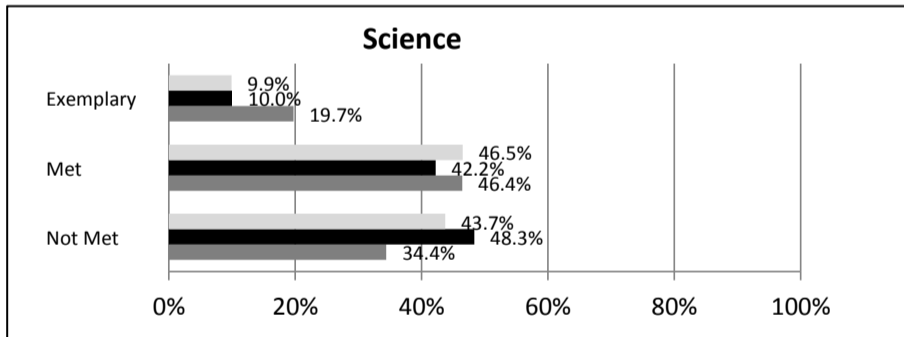
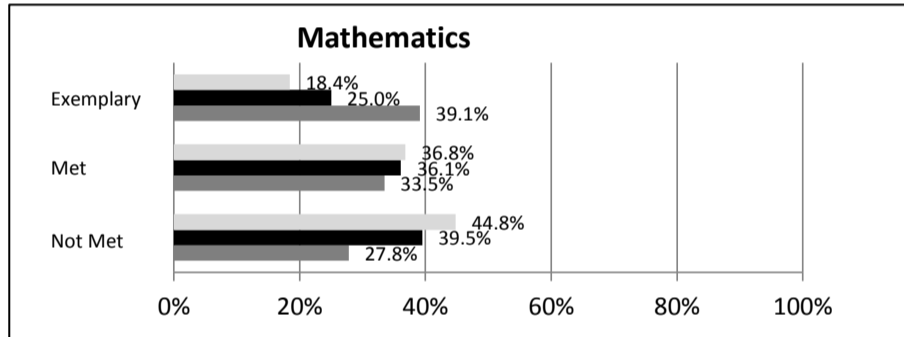
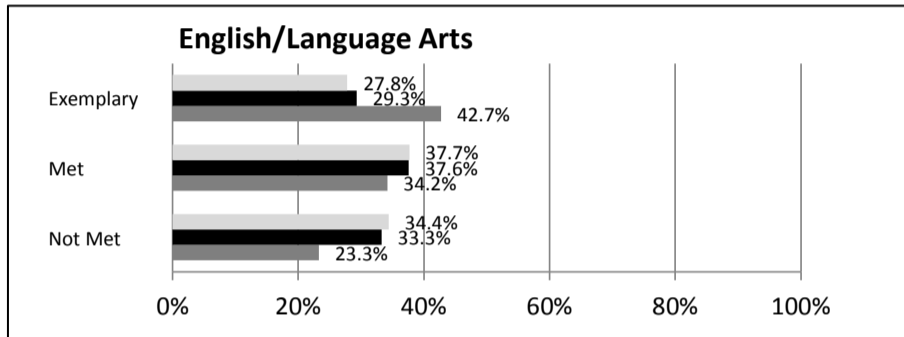
ABSOLUTE RATINGS OF ELEMENTARY SCHOOLS WITH STUDENTS LIKE OURS*

EXCELLENT	GOOD	AVERAGE	BELOW AVERAGE	AT-RISK
5	13	126	37	11

* Ratings are calculated with data available by 04/27/2015. Schools with Students Like Ours are Elementary Schools with Poverty Indices of no more than 5% above or below the index for this school.


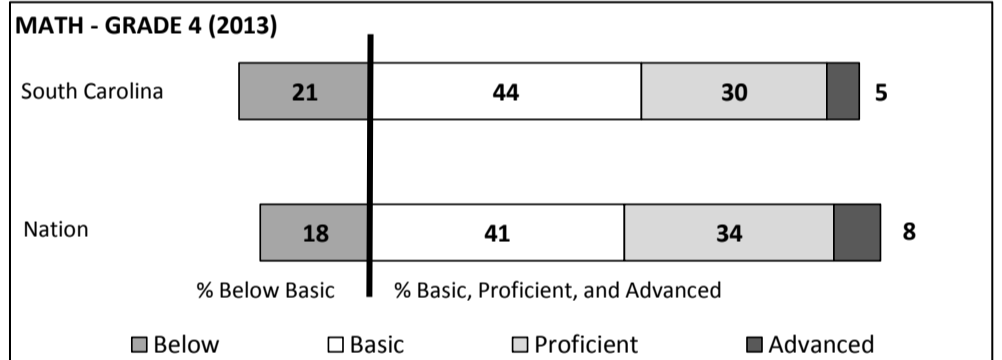
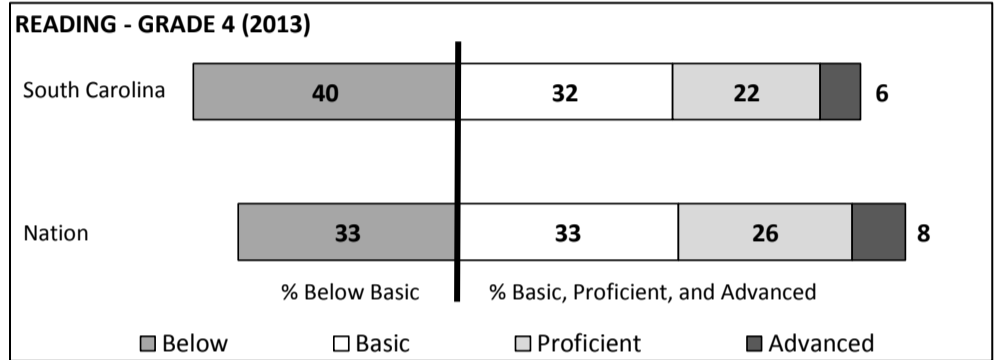
SC PASS PERFORMANCE

Our School Elementary Schools with Students Like Ours Elem Schools Statewide



NAEP*

*Performance reported for SC and nation, data not available at school level. Percentages at NAEP Achievement Levels.



SC PERFORMANCE VISION

By 2020 all students will graduate with the knowledge and skills necessary to compete successfully in the global economy, participate in a democratic society and contribute positively as members of families and communities.

Abbreviations Key

N/A-Not Applicable

N/AV-Not Available

N/C-Not Collected

N/R-Not Reported

I/S-Insufficient Sample

TBD-To Be Determined

**McDonald Elementary
GEORGETOWN COUNTY**

SCHOOL PROFILE

	Our School	Change from Last Year	Elementary Schools with Students Like Ours	Median Elementary Schools
Students (n = 528)				
Retention rate	1.3%	Up from 0.4%	1.5%	1.0%
Attendance rate	96.5%	Up from 95.8%	96.1%	96.5%
Served by gifted and talented program	3.0%	Down from 4.2%	3.6%	7.3%
With disabilities	14.8%	Up from 11.5%	13.8%	12.5%
Older than usual for grade	1.9%	Up from 1.4%	2.7%	1.8%
Out-of-school suspensions or expulsions for violent and/or criminal offenses	0.0%	No change	0.0%	0.0%
Teachers (n = 39)				
Teachers with advanced degrees	64.1%	Up from 63.2%	61.1%	62.3%
Continuing contract teachers	82.1%	Down from 92.1%	76.5%	81.2%
Teachers returning from previous year	88.9%	Down from 92.5%	84.6%	88.4%
Teacher attendance rate	95.8%	Up from 95.3%	95.3%	95.3%
Average teacher salary*	\$47,788	Down 9.4%	\$46,346	\$47,902
Classes not taught by highly qualified teachers	0.0%	No change	0.0%	0.0%
Professional development days/teacher	28.0 days	Up from 22.3 days	10.5 days	10.9 days
School				
Principal's years at school	14.0	Up from 13.0	3.0	4.0
Student-teacher ratio in core subjects	13.6 to 1	Down from 17.2 to 1	18.8 to 1	19.9 to 1
Prime instructional time	86.9%	Down from 89.7%	90.3%	90.7%
Opportunities in the arts	Good	No change	Good	Good
SACS accreditation	Yes	No change	Yes	Yes
Parents attending conferences	100.0%	No change	100.0%	100.0%
Character development program	Excellent	No change	Excellent	Excellent
Dollars spent per pupil**	\$9,850	Down 0.3%	\$8,135	\$7,680
Percent of expenditures for instruction**	69.5%	Down from 71.0%	65.7%	66.8%
Percent of expenditures for teacher salaries**	69.0%	No change	64.8%	66.0%
ESEA composite index score	69.8	Up from 60.9	74.0	85.7

* Length of contract = 185+ days.

**Prior year audited financial data available.

EVALUATION RESULTS

	Teachers	Students*	Parents*
Number of surveys returned	38	61	42
Percent satisfied with learning environment	97.4%	100.0%	95.2%
Percent satisfied with social and physical environment	100.0%	96.8%	97.5%
Percent satisfied with school-home relations	92.5%	100.0%	85.0%

*Only students at the highest elementary school grade level at this school and their parents were included.

Comprehensive detail, including definitions of ratings, performance criteria, and explanations of status, is available on www.ed.sc.gov and www.eoc.sc.gov as well as school and school district websites.

Printed versions are available from school districts upon request.

REPORT OF PRINCIPAL AND SCHOOL IMPROVEMENT COUNCIL

McDonald Elementary School, a Title I school, received the highly recognized achievement of being a Palmetto's Finest School Finalist for three years. We have been recognized as a Red Carpet School because of our family friendly environment. We use Common Core Standards in correlation with our core curriculum which includes: Balanced Literacy, Journeys, My Math, Writing Units of Study, social studies and sciences. Our guidance program offers individual and group counseling, First Tee Character Education and career awareness. Our special education program includes: Individual Education Plans, IDEA educational programs, and inclusion classes. We continue to provide reduced class size and computer assisted instruction. Our staff is part of a Professional Learning Team that meets weekly with curriculum coaches to revitalize instructional strategies.

We utilize the Project Learning Tree curricula, in house field studies, and field trips. We provide an annual Science Fair and participate in the District Technology and Academic Fairs. Our P.E. department provides daily classes to promote student health and fitness, along with other community athletic activities including golf, tennis and swimming lessons. Palmetto Assessment of State Standards, Measures of Academic Progress and Successmaker assess student growth and performance. We offer extracurricular programs including: Nature Based Inquiry, Art Club, ESOL Club, Good News Club and School Safety/Leadership Teams. Our business/community partners include: Belk, Wal-Mart, St. Christopher's Children, Healthy Learners, Classy Smiles, Dr. Tire, Pizza Hut Book-It, Domino's Pizza, Upward Sports, Box Tops for Education, Mrs. Ruby's Kids, and many others. Community/parent volunteers are involved in: Fall Festival, Book/Health Fair, Colonial Day, Fire Safety Poster Contest, Career and Red Ribbon Week, Girl Scouts, and YMCA. Charity associations are March of Dimes, United Way, Ronald McDonald House, American Heart Association (Jump Rope for Heart), Cancer Awareness, St. Jude's Children's Hospital, and food drives for local food banks and Helping Hands.

Our parenting program activities are led by our parenting coordinator and guidance counselor. Our PTO and community partners provide gift cards for special student achievements, courtyard improvements, and special events for teachers. McDonald Elementary School will provide every student with a multi-faceted curriculum challenging students to reach their maximum potential and be productive in a global society. We truly believe in "Developing our best resources...our children."

Miriam R. Daniels, Principal

Tracie Vereen, Chairperson for SIC

Abbreviations Key

N/A-Not Applicable

N/AV-Not Available

N/C-Not Collected

N/R-Not Reported

I/S-Insufficient Sample

TBD-To Be Determined