



# SC Annual School Report Card Summary

**Kensington Elementary School**  
**GEORGETOWN COUNTY**  
**Grades: PK-5 Enrollment: 667**  
**Principal: Fedrick D. Cohens**  
**Superintendent: Dr. H. Randall Dozier**  
**Board Chair: Mr. Jim Dumm**

## PERFORMANCE

Comprehensive detail, including definitions of ratings, performance criteria, and explanations of status, is available on [www.ed.sc.gov](http://www.ed.sc.gov) and [www.eoc.sc.gov](http://www.eoc.sc.gov) as well as school and school district websites. Printed versions are available from school districts upon request.

YEAR	ABSOLUTE RATING	GROWTH RATING	PALMETTO GOLD AND SILVER AWARD		ESEA/FEDERAL ACCOUNTABILITY RATING SYSTEM	
			General Performance	Closing the Gap	ESEA Grade	Accountability Indicator
2014	Good	Average	TBD	TBD	B	N/A
2013	Average	Average	N/A	N/A	A	N/A
2012	Average	Average	N/A	N/A	B	N/A

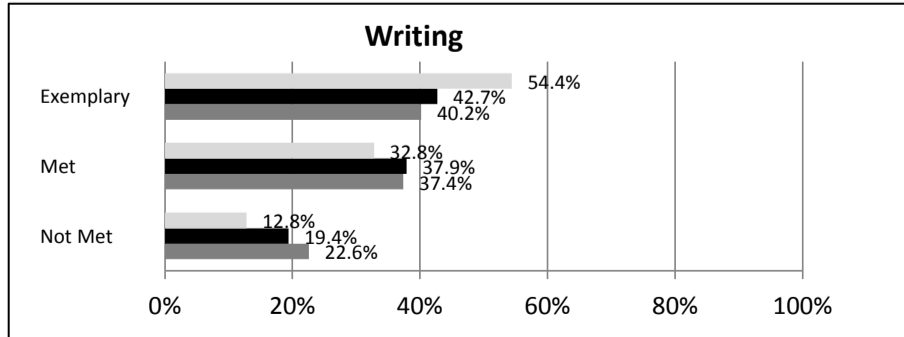
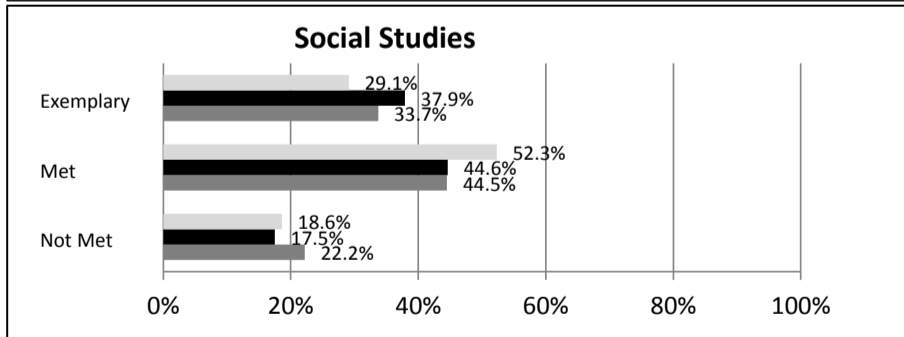
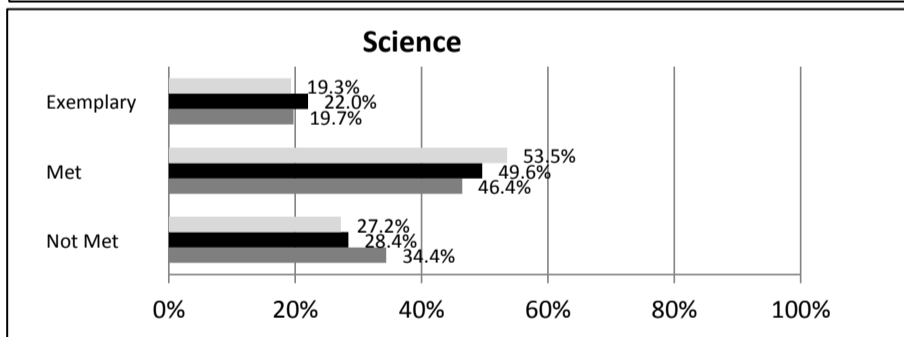
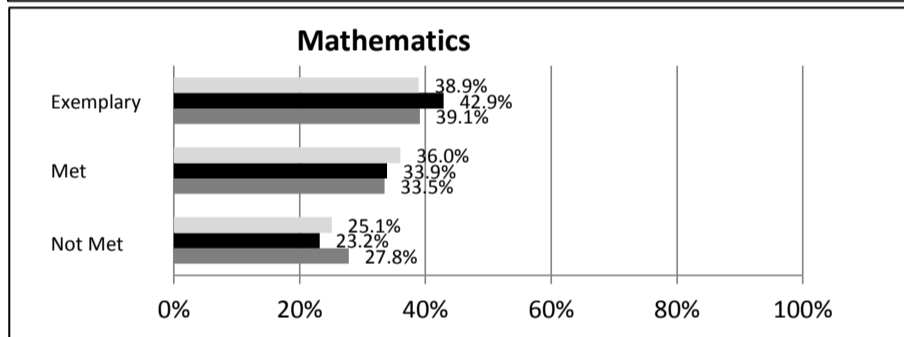
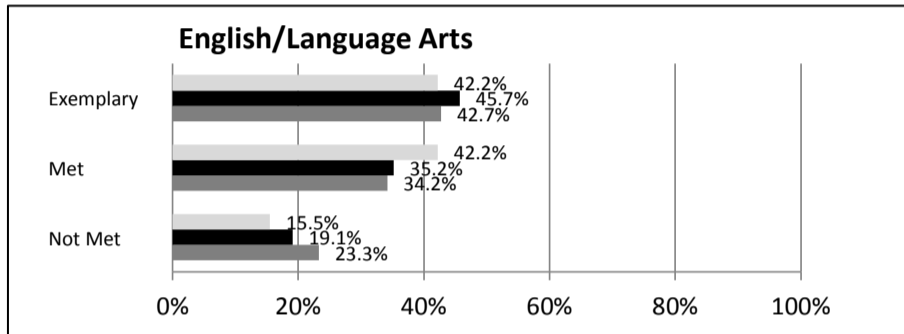
## ABSOLUTE RATINGS OF ELEMENTARY SCHOOLS WITH STUDENTS LIKE OURS\*

EXCELLENT	GOOD	AVERAGE	BELOW AVERAGE	AT-RISK
39	49	23	2	0

\* Ratings are calculated with data available by 04/27/2015. Schools with Students Like Ours are Elementary Schools with Poverty Indices of no more than 5% above or below the index for this school.



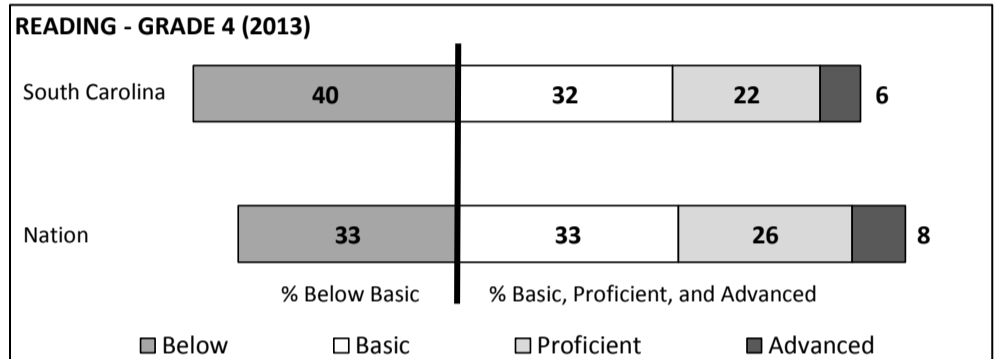
## SC PASS PERFORMANCE

Our School    Elementary Schools with Students Like Ours    Elem Schools Statewide



## NAEP\*

\*Performance reported for SC and nation, data not available at school level. Percentages at NAEP Achievement Levels.



## SC PERFORMANCE VISION

By 2020 all students will graduate with the knowledge and skills necessary to compete successfully in the global economy, participate in a democratic society and contribute positively as members of families and communities.

## Abbreviations Key

N/A-Not Applicable    N/AV-Not Available    N/C-Not Collected    N/R-Not Reported    I/S-Insufficient Sample    TBD-To Be Determined

**Kensington Elementary School  
GEORGETOWN COUNTY**

**SCHOOL PROFILE**

	Our School	Change from Last Year	Elementary Schools with Students Like Ours	Median Elementary Schools
<b>Students (n = 667)</b>				
Retention rate	1.6%	Down from 2.0%	1.1%	1.0%
Attendance rate	96.2%	Up from 96.1%	96.4%	96.5%
Served by gifted and talented program	9.0%	Up from 8.9%	8.2%	7.3%
With disabilities	13.3%	Down from 13.8%	12.8%	12.5%
Older than usual for grade	3.1%	Down from 3.8%	2.0%	1.8%
Out-of-school suspensions or expulsions for violent and/or criminal offenses	0.1%	Up from 0.0%	0.0%	0.0%
<b>Teachers (n = 46)</b>				
Teachers with advanced degrees	63.0%	Down from 67.4%	62.5%	62.3%
Continuing contract teachers	93.5%	No change	85.7%	81.2%
Teachers returning from previous year	88.9%	Down from 89.9%	90.2%	88.4%
Teacher attendance rate	94.2%	Down from 95.0%	95.3%	95.3%
Average teacher salary*	\$50,775	Up 0.6%	\$48,721	\$47,902
Classes not taught by highly qualified teachers	0.0%	No change	0.0%	0.0%
Professional development days/teacher	17.4 days	Up from 11.8 days	11.8 days	10.9 days
<b>School</b>				
Principal's years at school	9.0	Up from 8.0	6.0	4.0
Student-teacher ratio in core subjects	17.1 to 1	Down from 20.2 to 1	20.6 to 1	19.9 to 1
Prime instructional time	84.3%	Down from 88.5%	90.5%	90.7%
Opportunities in the arts	Good	No change	Good	Good
SACS accreditation	Yes	No change	Yes	Yes
Parents attending conferences	100.0%	Up from 98.9%	100.0%	100.0%
Character development program	Good	No change	Excellent	Excellent
Dollars spent per pupil**	\$8,091	Up 11.9%	\$7,270	\$7,680
Percent of expenditures for instruction**	68.6%	Down from 69.0%	67.6%	66.8%
Percent of expenditures for teacher salaries**	68.0%	No change	66.9%	66.0%
ESEA composite index score	83.2	Down from 90.6	89.2	85.7

\* Length of contract = 185+ days.

\*\*Prior year audited financial data available.

**EVALUATION RESULTS**

	Teachers	Students*	Parents*
Number of surveys returned	38	105	67
Percent satisfied with learning environment	100.0%	90.4%	89.6%
Percent satisfied with social and physical environment	100.0%	91.5%	86.6%
Percent satisfied with school-home relations	97.4%	93.2%	69.7%

\*Only students at the highest elementary school grade level at this school and their parents were included.

Comprehensive detail, including definitions of ratings, performance criteria, and explanations of status, is available on [www.ed.sc.gov](http://www.ed.sc.gov) and [www.eoc.sc.gov](http://www.eoc.sc.gov) as well as school and school district websites.

Printed versions are available from school districts upon request.

**REPORT OF PRINCIPAL AND SCHOOL IMPROVEMENT COUNCIL**

What a wonderful year of celebrations we have had at Kensington Elementary School. Our students and staff have garnered many accolades throughout the school year. The Fifth Grade Academic Team won first place in the annual Academic Fair and the Third and Fourth Grade Team came in second place overall. Our students that participated in the Technology Fair returned with high honors in several categories. Several students won ribbons in the annual Superintendent's Art Awards Show with Alex Pelham winning the Joseph Hayes Award. . For the third consecutive year, the Kensington staff won the Summer Fitness Challenge sponsored by the YMCA Mrs. Jamie Thompkins, assistant principal, was featured in the Palmetto Administrator. Ms. Anne Holmes was selected as Teacher of the Year and Mr. Thomas Small, building manager, was a finalist for District Support Staff of the Year. Mr. Cohens, principal, was selected as one of the five finalists for District Administrator of the Year. ☐

Our overarching theme for this year focused on the CORE (Communication, Opportunities, Relationships, and Engagement)! With the transition to new standards and learning expectations, we strived daily to move every student to higher levels of learning. Through CORE activities and strategies, we continually monitored each child, set and charted goals, and celebrated individual, class, and school successes. Our students experienced differentiated instruction in classroom workstations across curriculum areas and through extended learning experiences. We hosted our first annual Leaders as Readers and our First Annual Science Day which brought community members to the school to share in our vision and help fulfill our mission. Additionally, we provided our stakeholders with vital school information through our interactive website (school and classroom), school and classroom newsletters, and being visible in community events and activities. ☐

As we continue to move our students forward, by maintaining high expectations and integrating content areas, our staff will continue to develop and implement strategies to meet the needs of each learner. At Kensington, we believe that all students can reach their personal best and we celebrate each student's diversity and success.

Fedrick Cohens, Principal ☐ Amanda Scogin, SIC Chairperson

**Abbreviations Key**

**N/A**-Not Applicable

**N/AV**-Not Available

**N/C**-Not Collected

**N/R**-Not Reported

**I/S**-Insufficient Sample

**TBD**-To Be Determined