



# SC Annual School Report Card Summary

**Brown's Ferry Elementary School**  
**GEORGETOWN COUNTY**  
**Grades: PK-5** Enrollment: **171**  
**Principal: Bethany Giles-Burgess**  
**Superintendent: Dr. H. Randall Dozier**  
**Board Chair: Mr. Jim Dumm**

## PERFORMANCE

Comprehensive detail, including definitions of ratings, performance criteria, and explanations of status, is available on [www.ed.sc.gov](http://www.ed.sc.gov) and [www.eoc.sc.gov](http://www.eoc.sc.gov) as well as school and school district websites. Printed versions are available from school districts upon request.

YEAR	ABSOLUTE RATING	GROWTH RATING	PALMETTO GOLD AND SILVER AWARD		ESEA/FEDERAL ACCOUNTABILITY RATING SYSTEM	
			General Performance	Closing the Gap	ESEA Grade	Accountability Indicator
2014	Below Average	Average	TBD	TBD	D	N/A
2013	Below Average	Average	N/A	N/A	F	N/A
2012	Average	Average	N/A	N/A	B	N/A

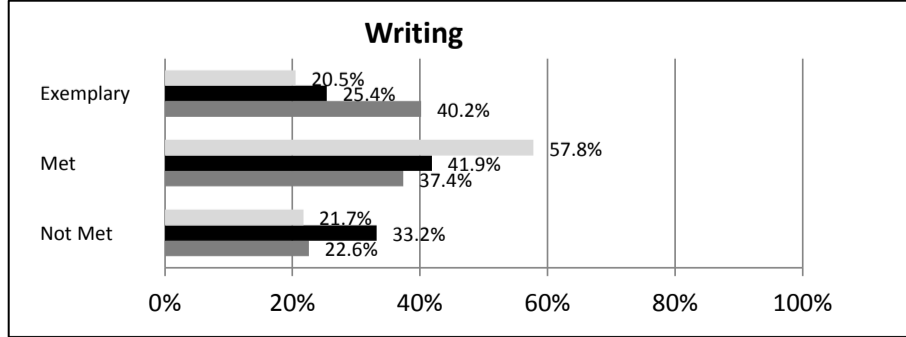
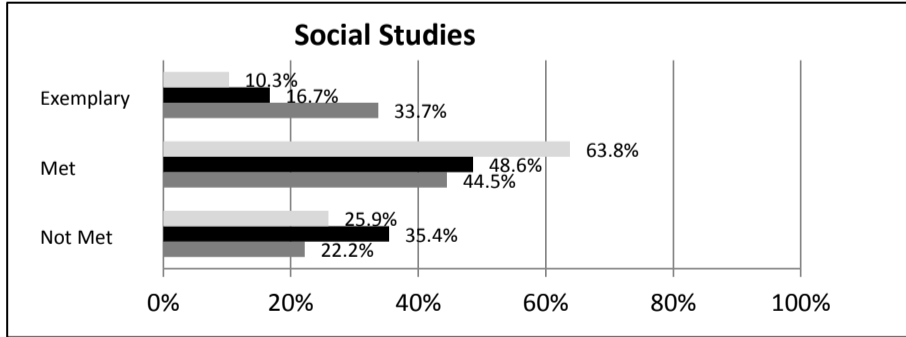
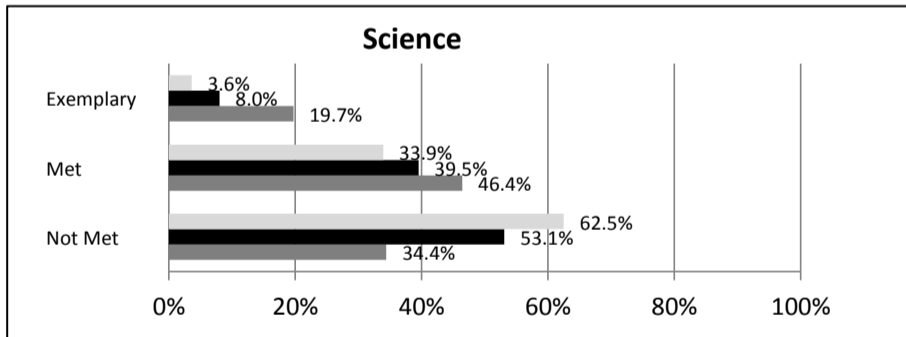
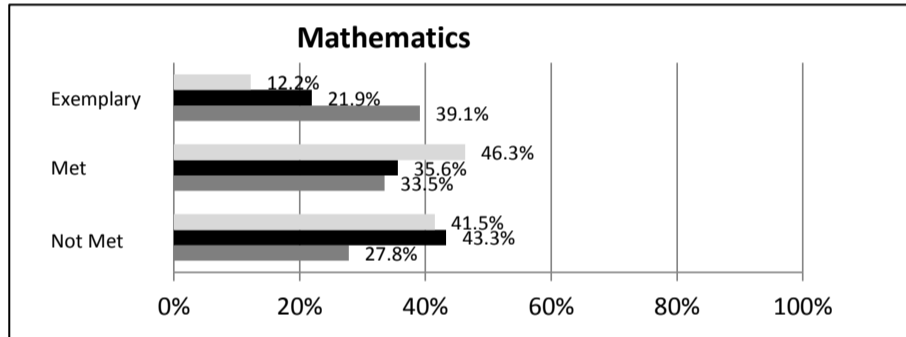
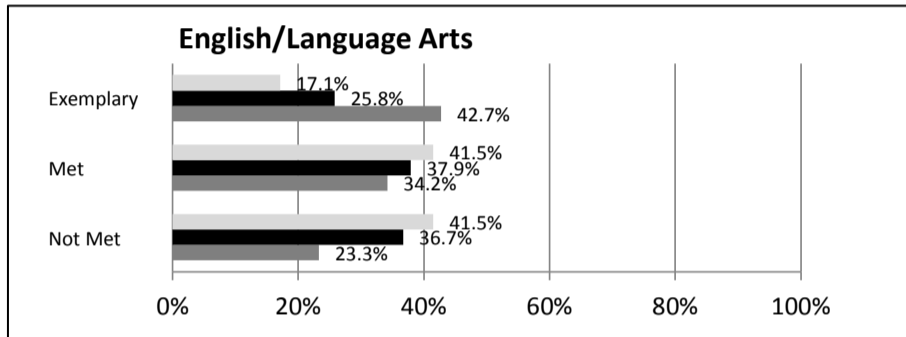
## ABSOLUTE RATINGS OF ELEMENTARY SCHOOLS WITH STUDENTS LIKE OURS\*

EXCELLENT	GOOD	AVERAGE	BELOW AVERAGE	AT-RISK
1	6	93	47	16

\* Ratings are calculated with data available by 04/27/2015. Schools with Students Like Ours are Elementary Schools with Poverty Indices of no more than 5% above or below the index for this school.

## SC PASS PERFORMANCE

Our School    Elementary Schools with Students Like Ours    Elem Schools Statewide



## NAEP\*

\*Performance reported for SC and nation, data not available at school level. Percentages at NAEP Achievement Levels.



**SC PERFORMANCE VISION**  
 By 2020 all students will graduate with the knowledge and skills necessary to compete successfully in the global economy, participate in a democratic society and contribute positively as members of families and communities.

### Abbreviations Key

N/A-Not Applicable    N/AV-Not Available    N/C-Not Collected    N/R-Not Reported    I/S-Insufficient Sample    TBD-To Be Determined

**Brown's Ferry Elementary School  
GEORGETOWN COUNTY**

**SCHOOL PROFILE**

	Our School	Change from Last Year	Elementary Schools with Students Like Ours	Median Elementary Schools
<b>Students (n = 171)</b>				
Retention rate	0.6%	Up from 0.0%	1.6%	1.0%
Attendance rate	96.9%	Up from 95.5%	96.0%	96.5%
Served by gifted and talented program	2.3%	Up from 1.8%	2.6%	7.3%
With disabilities	12.5%	Up from 12.4%	14.0%	12.5%
Older than usual for grade	4.0%	Up from 1.8%	2.9%	1.8%
Out-of-school suspensions or expulsions for violent and/or criminal offenses	0.0%	No change	0.0%	0.0%
<b>Teachers (n = 16)</b>				
Teachers with advanced degrees	62.5%	Up from 61.1%	59.4%	62.3%
Continuing contract teachers	68.8%	Up from 61.1%	73.3%	81.2%
Teachers returning from previous year	65.6%	Down from 76.2%	83.3%	88.4%
Teacher attendance rate	97.2%	Down from 97.5%	95.3%	95.3%
Average teacher salary*	\$48,135	Up 4.6%	\$45,753	\$47,902
Classes not taught by highly qualified teachers	0.0%	Down from 7.1%	0.0%	0.0%
Professional development days/teacher	18.6 days	Up from 11.9 days	10.4 days	10.9 days
<b>School</b>				
Principal's years at school	6.0	Up from 5.0	3.0	4.0
Student-teacher ratio in core subjects	14.4 to 1	Down from 16.6 to 1	18.4 to 1	19.9 to 1
Prime instructional time	89.2%	Down from 92.2%	90.2%	90.7%
Opportunities in the arts	Excellent	Up from Good	Good	Good
SACS accreditation	Yes	No change	Yes	Yes
Parents attending conferences	100.0%	No change	100.0%	100.0%
Character development program	Excellent	Up from Good	Excellent	Excellent
Dollars spent per pupil**	\$12,783	Up 11.7%	\$8,788	\$7,680
Percent of expenditures for instruction**	52.7%	Down from 54.0%	64.5%	66.8%
Percent of expenditures for teacher salaries**	52.5%	Up from 52.0%	63.9%	66.0%
ESEA composite index score	65.9	Up from 37.2	69.5	85.7

\* Length of contract = 185+ days.

\*\*Prior year audited financial data available.

**EVALUATION RESULTS**

	Teachers	Students*	Parents*
Number of surveys returned	15	24	19
Percent satisfied with learning environment	100.0%	87.5%	84.2%
Percent satisfied with social and physical environment	100.0%	82.6%	89.5%
Percent satisfied with school-home relations	93.3%	95.9%	90.0%

\*Only students at the highest elementary school grade level at this school and their parents were included.

Comprehensive detail, including definitions of ratings, performance criteria, and explanations of status, is available on [www.ed.sc.gov](http://www.ed.sc.gov) and [www.eoc.sc.gov](http://www.eoc.sc.gov) as well as school and school district websites.

Printed versions are available from school districts upon request.

**REPORT OF PRINCIPAL AND SCHOOL IMPROVEMENT COUNCIL**

Brown's Ferry Elementary School is a community school with a special environment as the result of home, school, and community working in harmony. Brown's Ferry's mission is to prepare and challenge its' students to succeed as independent learners in today's society.

Academic excellence and student engagement are the focus of Brown's Ferry Elementary. Students are provided rich educational experiences and opportunities. The school leadership team guides teachers as they work in collaborative grade level and vertical teams to analyze PASS, MAP, and benchmark data to plan instruction and assessments based on SC standards and Common Core Standards. Teachers continue to also study areas of need and interest in district-wide collaboration sessions, and other professional development specific to teacher needs.

Character education is an important part of our school as well. We have continued with Positive Behavior Interventions and Supports (PBIS). Our students are expected to be respectful, responsible, and productive in all settings. Other opportunities to develop strong character and leadership skills include Career Day and American Education Week activities. The students are exposed to several careers, motivational speakers, and character-building activities. Special programs and initiatives beyond the classroom are available through other avenues such as art contests, music programs, school band, and community recreation teams.

Parent and community involvement are the cornerstones of our school's tradition. A strong family and community partnership is maintained throughout the year, through Meet and Greet, Grandparents' Day, Fall Festival, parenting banquets, curriculum nights, and many other opportunities for the community to become involved in our school. Our PTO and SIC are active partners in encouraging the involvement of all stakeholders.

As we move forward, the school and community remain committed to the success of all students served at Brown's Ferry Elementary. We have been delighted with the progress this year and look forward to the opportunities of the coming year to raise student achievement and foster a positive school environment. Brown's Ferry Elementary School has a special school environment as the result of home, school, and community "Working In Harmony."

Mrs. Andrea Collins, SIC Chairperson

Dr. Bethany Giles-Burgess, Principal

**Abbreviations Key**

**N/A**-Not Applicable

**N/AV**-Not Available

**N/C**-Not Collected

**N/R**-Not Reported

**I/S**-Insufficient Sample

**TBD**-To Be Determined