



SC Annual School Report Card Summary

**Main Street Elementary School
FLORENCE 3**
Grades: PK-5 Enrollment: 404
Principal: Pamela R. Sims
Superintendent: Dr. V. Keith Callicutt
Board Chair: Dr. Julia Mims

PERFORMANCE

Comprehensive detail, including definitions of ratings, performance criteria, and explanations of status, is available on www.ed.sc.gov and www.eoc.sc.gov as well as school and school district websites. Printed versions are available from school districts upon request.

YEAR	ABSOLUTE RATING	GROWTH RATING	PALMETTO GOLD AND SILVER AWARD		ESEA/FEDERAL ACCOUNTABILITY RATING SYSTEM	
			General Performance	Closing the Gap	ESEA Grade	Accountability Indicator
2014	Below Average	Below Average	TBD	TBD	F	N/A
2013	Below Average	Excellent	GOLD	SILVER	D	N/A
2012	Below Average	Average	N/A	N/A	C	N/A

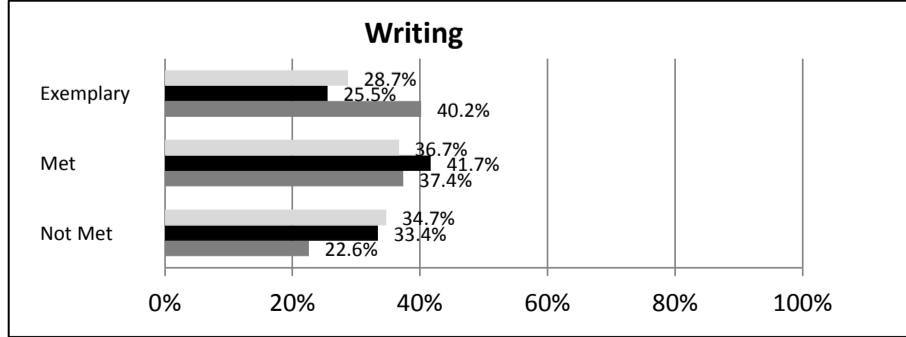
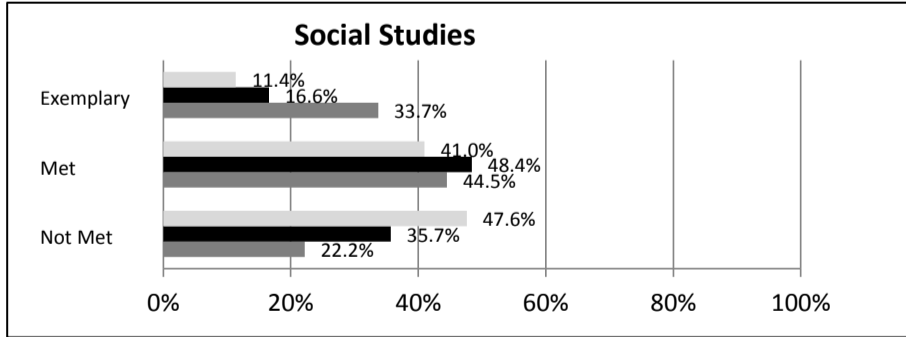
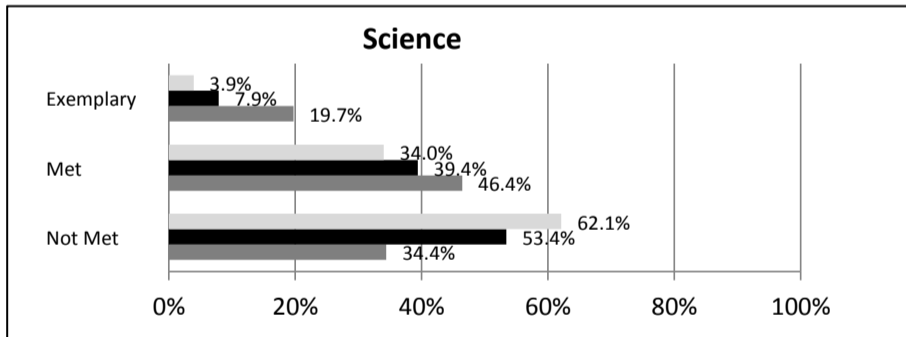
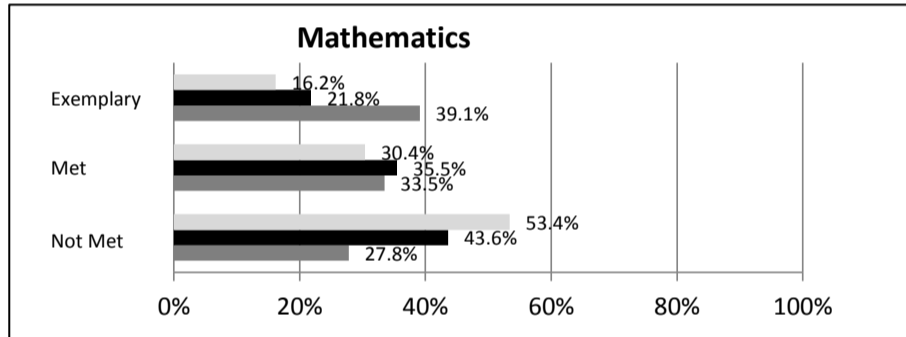
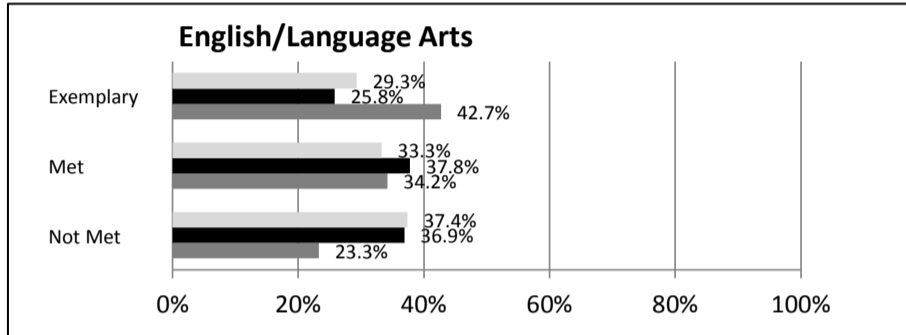
ABSOLUTE RATINGS OF ELEMENTARY SCHOOLS WITH STUDENTS LIKE OURS*

EXCELLENT	GOOD	AVERAGE	BELOW AVERAGE	AT-RISK
1	5	86	43	16

* Ratings are calculated with data available by 04/27/2015. Schools with Students Like Ours are Elementary Schools with Poverty Indices of no more than 5% above or below the index for this school.

SC PASS PERFORMANCE

Our School Elementary Schools with Students Like Ours Elem Schools Statewide



NAEP*

*Performance reported for SC and nation, data not available at school level. Percentages at NAEP Achievement Levels.



SC PERFORMANCE VISION
 By 2020 all students will graduate with the knowledge and skills necessary to compete successfully in the global economy, participate in a democratic society and contribute positively as members of families and communities.

Abbreviations Key

N/A-Not Applicable N/AV-Not Available N/C-Not Collected N/R-Not Reported I/S-Insufficient Sample TBD-To Be Determined

**Main Street Elementary School
FLORENCE 3**

SCHOOL PROFILE

	Our School	Change from Last Year	Elementary Schools with Students Like Ours	Median Elementary Schools
Students (n = 404)				
Retention rate	0.5%	Down from 1.1%	1.6%	1.0%
Attendance rate	96.2%	No change	96.0%	96.5%
Served by gifted and talented program	2.0%	Up from 1.5%	2.5%	7.3%
With disabilities	15.7%	Up from 15.2%	14.0%	12.5%
Older than usual for grade	1.8%	No change	2.8%	1.8%
Out-of-school suspensions or expulsions for violent and/or criminal offenses	0.0%	No change	0.0%	0.0%
Teachers (n = 28)				
Teachers with advanced degrees	64.3%	Up from 53.6%	59.5%	62.3%
Continuing contract teachers	67.9%	No change	73.4%	81.2%
Teachers returning from previous year	77.0%	Down from 77.9%	83.1%	88.4%
Teacher attendance rate	93.1%	Up from 90.8%	95.3%	95.3%
Average teacher salary*	\$44,034	Up 3.2%	\$45,753	\$47,902
Classes not taught by highly qualified teachers	5.1%	Up from 0.0%	0.0%	0.0%
Professional development days/teacher	2.3 days	Up from 1.9 days	10.2 days	10.9 days
School				
Principal's years at school	2.0	Up from 1.0	4.0	4.0
Student-teacher ratio in core subjects	24.3 to 1	Up from 24.0 to 1	18.2 to 1	19.9 to 1
Prime instructional time	88.5%	Up from 86.2%	90.3%	90.7%
Opportunities in the arts	Good	No change	Good	Good
SACS accreditation	Yes	No change	Yes	Yes
Parents attending conferences	100.0%	No change	100.0%	100.0%
Character development program	Good	No change	Excellent	Excellent
Dollars spent per pupil**	\$8,691	Down 9.4%	\$8,691	\$7,680
Percent of expenditures for instruction**	58.6%	Down from 66.0%	64.1%	66.8%
Percent of expenditures for teacher salaries**	57.3%	Up from 57.0%	63.8%	66.0%
ESEA composite index score	56.4	Down from 60.3	69.3	85.7

* Length of contract = 185+ days.

**Prior year audited financial data available.

EVALUATION RESULTS

	Teachers	Students*	Parents*
Number of surveys returned	25	39	22
Percent satisfied with learning environment	84.0%	89.7%	90.9%
Percent satisfied with social and physical environment	92.0%	69.2%	85.7%
Percent satisfied with school-home relations	92.0%	82.5%	71.4%

*Only students at the highest elementary school grade level at this school and their parents were included.

Comprehensive detail, including definitions of ratings, performance criteria, and explanations of status, is available on www.ed.sc.gov and www.eoc.sc.gov as well as school and school district websites.

Printed versions are available from school districts upon request.

REPORT OF PRINCIPAL AND SCHOOL IMPROVEMENT COUNCIL

The 2013-2014 was a "Pawsitive" school year at Main Street Elementary! Main Street Elementary School is the proud recipient of the Palmetto Gold and Silver Award for high levels of academic achievement and high rate of improvement. Additionally, as a Title One school, our students ranked #13 in student progress in the state and as a South Carolina Teacher Advancement Program School we scored a Value Added Five for the fourth consecutive year. A five is the highest score in reaching expected student growth, which is set by the National Institute for Excellence in Teaching (NIET). Our motto and school-wide theme, "MSE Panther PRIDE...Promoting Respect, Intelligence, Discipline, and Excellence motivates us to meet and/or go beyond state requirements."

Academically, our focus is on providing the educational framework that our students need to fulfill their personal potential and to thrive in the world. Students are encouraged to strive to higher levels through a diversified curriculum in mathematics, science, social studies and English language arts, with an emphasis on technology integration. We continually study the strengths and weaknesses of each student, and differentiate instruction to meet individual learning needs through the ongoing use of the Measures of Academic Progress (MAP). Our staff continues to support student achievement and student progress through data meetings, the 21st Century WINGS After-school program, computer-based programs (ALEKS and Fast ForWord), core differentiation of math and English language arts, and small group instruction.

The partnership between home, school, and the local community is strengthened through on-going communication and special family events at the school. Our parents and community assist us in ensuring that all students are appropriately provided for instructionally.

We are proud of the accomplishments and the successes during the 2013-2014 school year. Our school's success can be attributed to: academic programs, data-driven decision-making, positive home-school connections, professional development, Student Intervention Team (SIT), active PTO, School Improvement Council (SIC), enhanced technology in the classroom, district support, teacher collaboration and team work. As a school community, we accept the challenge to strive for academic excellence and to not only meet the needs of all students, but to provide opportunities for them to excel.

Pamela R. Sims, Principal

Christine West, School Improvement Council Chairperson

Abbreviations Key

N/A-Not Applicable

N/AV-Not Available

N/C-Not Collected

N/R-Not Reported

I/S-Insufficient Sample

TBD-To Be Determined