



SC Annual School Report Card Summary

Lake City Elementary
FLORENCE 3

Grades: PK-5

Enrollment: 513

Principal: Eddie Whack

Superintendent: Dr. V. Keith Callicutt

Board Chair: Dr. Julia Mims

PERFORMANCE

Comprehensive detail, including definitions of ratings, performance criteria, and explanations of status, is available on www.ed.sc.gov and www.eoc.sc.gov as well as school and school district websites. Printed versions are available from school districts upon request.

YEAR	ABSOLUTE RATING	GROWTH RATING	PALMETTO GOLD AND SILVER AWARD		ESEA/FEDERAL ACCOUNTABILITY RATING SYSTEM	
			General Performance	Closing the Gap	ESEA Grade	Accountability Indicator
2014	Below Average	Average	TBD	TBD	F	N/A
2013	Below Average	Excellent	GOLD	SILVER	D	N/A
2012	Below Average	Average	N/A	N/A	C	N/A

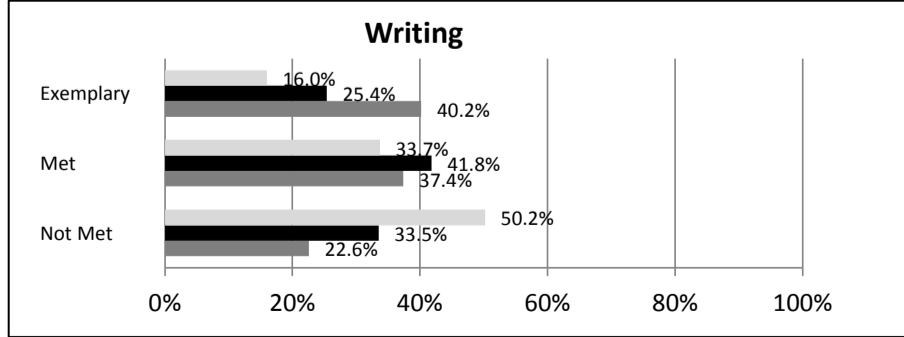
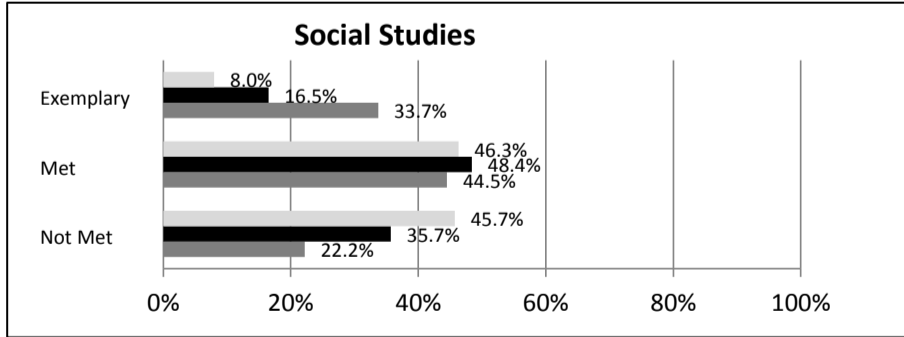
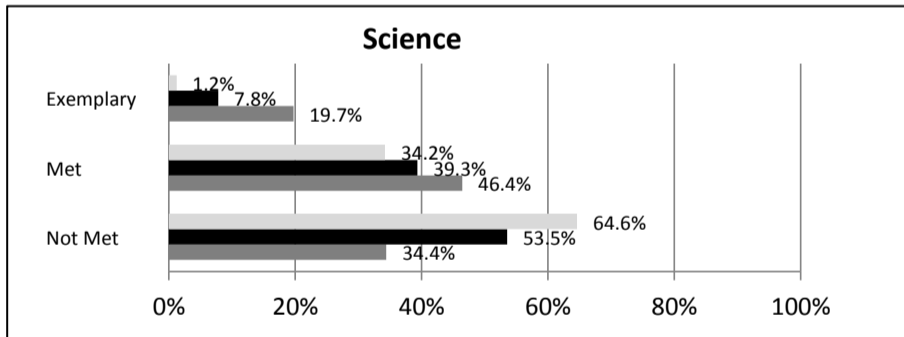
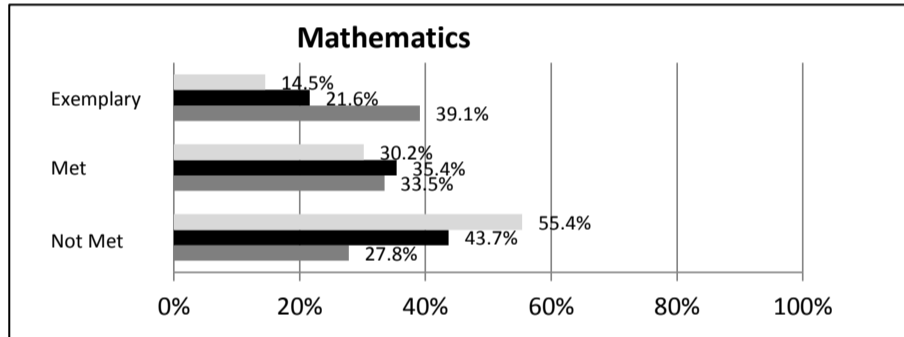
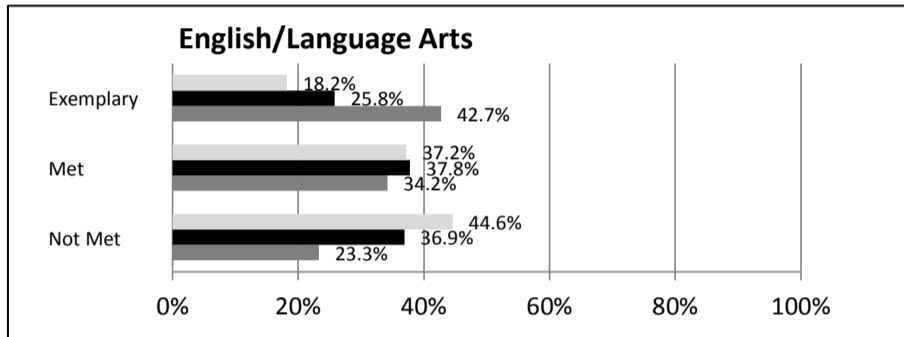
ABSOLUTE RATINGS OF ELEMENTARY SCHOOLS WITH STUDENTS LIKE OURS*

EXCELLENT	GOOD	AVERAGE	BELOW AVERAGE	AT-RISK
1	5	78	43	15

* Ratings are calculated with data available by 04/27/2015. Schools with Students Like Ours are Elementary Schools with Poverty Indices of no more than 5% above or below the index for this school.


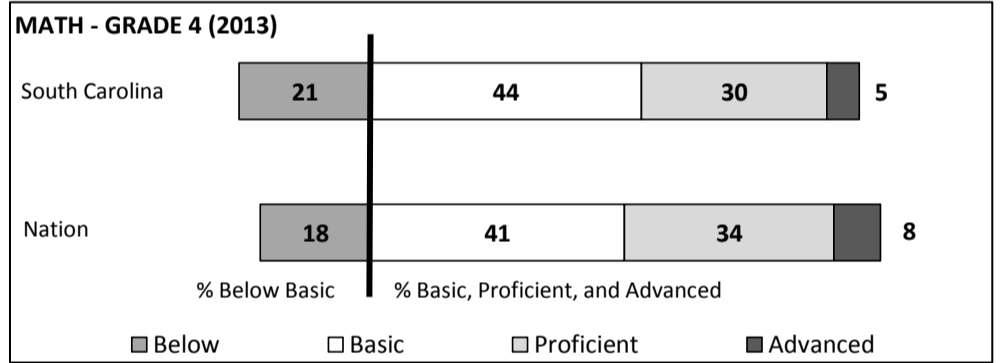
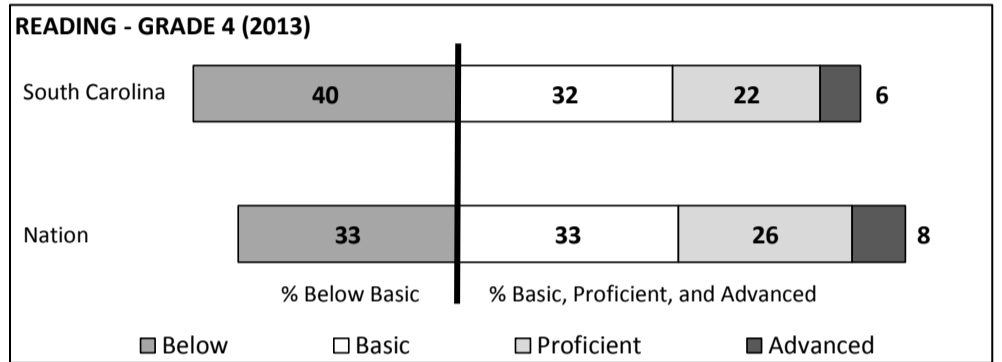
SC PASS PERFORMANCE

Our School Elementary Schools with Students Like Ours Elem Schools Statewide



NAEP*

*Performance reported for SC and nation, data not available at school level. Percentages at NAEP Achievement Levels.



SC PERFORMANCE VISION

By 2020 all students will graduate with the knowledge and skills necessary to compete successfully in the global economy, participate in a democratic society and contribute positively as members of families and communities.

Abbreviations Key

N/A-Not Applicable

N/AV-Not Available

N/C-Not Collected

N/R-Not Reported

I/S-Insufficient Sample

TBD-To Be Determined

**Lake City Elementary
FLORENCE 3**

SCHOOL PROFILE

	Our School	Change from Last Year	Elementary Schools with Students Like Ours	Median Elementary Schools
Students (n = 513)				
Retention rate	0.4%	Up from 0.2%	1.5%	1.0%
Attendance rate	95.9%	Up from 95.1%	96.0%	96.5%
Served by gifted and talented program	2.4%	Up from 1.8%	2.4%	7.3%
With disabilities	19.0%	Down from 19.7%	14.2%	12.5%
Older than usual for grade	2.4%	Up from 1.2%	2.8%	1.8%
Out-of-school suspensions or expulsions for violent and/or criminal offenses	0.0%	No change	0.0%	0.0%
Teachers (n = 34)				
Teachers with advanced degrees	44.1%	Up from 42.9%	60.6%	62.3%
Continuing contract teachers	47.1%	Down from 54.3%	73.2%	81.2%
Teachers returning from previous year	76.8%	Down from 80.0%	83.2%	88.4%
Teacher attendance rate	93.1%	Down from 97.1%	95.2%	95.3%
Average teacher salary*	\$40,506	Up 0.8%	\$45,696	\$47,902
Classes not taught by highly qualified teachers	0.0%	No change	0.0%	0.0%
Professional development days/teacher	9.1 days	Down from 31.2 days	9.8 days	10.9 days
School				
Principal's years at school	1.0	Down from 5.0	4.0	4.0
Student-teacher ratio in core subjects	20.4 to 1	Up from 19.7 to 1	18.5 to 1	19.9 to 1
Prime instructional time	87.7%	Down from 91.8%	90.4%	90.7%
Opportunities in the arts	Good	No change	Good	Good
SACS accreditation	Yes	No change	Yes	Yes
Parents attending conferences	100.0%	No change	100.0%	100.0%
Character development program	Excellent	No change	Excellent	Excellent
Dollars spent per pupil**	\$8,014	Up 4.3%	\$8,603	\$7,680
Percent of expenditures for instruction**	58.8%	Down from 62.0%	64.1%	66.8%
Percent of expenditures for teacher salaries**	58.3%	Up from 58.0%	63.8%	66.0%
ESEA composite index score	37.3	Down from 60.8	68.5	85.7

* Length of contract = 185+ days.

**Prior year audited financial data available.

EVALUATION RESULTS

	Teachers	Students*	Parents*
Number of surveys returned	36	79	25
Percent satisfied with learning environment	80.6%	83.5%	88.0%
Percent satisfied with social and physical environment	71.4%	80.8%	88.0%
Percent satisfied with school-home relations	58.3%	82.3%	83.3%

*Only students at the highest elementary school grade level at this school and their parents were included.

Comprehensive detail, including definitions of ratings, performance criteria, and explanations of status, is available on www.ed.sc.gov and www.eoc.sc.gov as well as school and school district websites.

Printed versions are available from school districts upon request.

REPORT OF PRINCIPAL AND SCHOOL IMPROVEMENT COUNCIL

The 2013-2014 school year at Lake City Elementary School (LCE) continues to be committed to ensuring the development of the unique potential of each student. Our mission is building excellence, every child, every chance, every day to ensure all of our students are 100% college and career ready. ☒

LCE's community of staff, students, and parents worked together to accomplish our goals. We continued being an award winning school. Our recognitions included remaining a Value-added 5 TAP (Teacher Advancement Program) school, three years in a row. The continuation of TAP ensured our staff had site-based staff development weekly on strategies that focused on ELA and Math. LCE received the Palmetto Gold for Excellence in the Improvement Rating and now we include the Palmetto Silver for decreasing the student achievement gap for 2012-2013 school year. ☒

LCE utilizes an integrated standard-based curriculum that emphasizes technology. Technology professional development is provided once a month for all certified staff. Technology resources used to engage students include laptops and Nooks in the classroom, various software programs, internet resources, Moby Max, Promethean Boards, and Streamline videos. LCE has a balanced language arts program which includes the use of Reading Renaissance. ☒

Other accomplishments included the 21st Century "Save the Children" grant and an "ABC Arts" grant. This year, the 21st Century Save the Children program performed extremely well on the State Department Evaluation. Our Save the Children grant continues to help us maintain our focus on literacy and fitness. This grant expanded our in-school program to include small group emergent literacy instruction which builds a stronger foundation for our young readers. Our grant enabled us to provide a full after school program and summer boost camp. We continued the ZUMBA exercise program. The ABC grant also enabled us to bring in two artists-in residences to work with our students. ☒

Our school raised over \$1500 for the March of Dimes. LCE also participated in Jump Rope for Heart, Box Tops for Education, and United Way service learning projects. LCE continued Family Nights and the LCE Morning Show, and added quarterly Honor Rolls, Awards Day programs, a Father-Daughter Dance night, a Mother-Son Dance night, and Incentive Day. ☒

Our school continues to address our student achievement goals in order to build excellence, every child, every chance, every day to ensure all of our students are 100% college and career ready. ☒

Eddie Whack, Principal

Renota Washington, SIC Chairperson

Abbreviations Key

N/A-Not Applicable

N/AV-Not Available

N/C-Not Collected

N/R-Not Reported

I/S-Insufficient Sample

TBD-To Be Determined