



SC Annual School Report Card Summary

Geiger Elementary School
FAIRFIELD COUNTY

Grades: PK-6

Enrollment: 317

Principal: Myra Combs-Bramlett

Superintendent: J.R. Green

Board Chair: Beth Reid

PERFORMANCE

Comprehensive detail, including definitions of ratings, performance criteria, and explanations of status, is available on www.ed.sc.gov and www.eoc.sc.gov as well as school and school district websites. Printed versions are available from school districts upon request.

YEAR	ABSOLUTE RATING	GROWTH RATING	PALMETTO GOLD AND SILVER AWARD		ESEA/FEDERAL ACCOUNTABILITY RATING SYSTEM	
			General Performance	Closing the Gap	ESEA Grade	Accountability Indicator
2014	Average	Excellent	TBD	TBD	C	Reward
2013	Average	Excellent	GOLD	SILVER	D	N/A
2012	Below Average	At-Risk	N/A	N/A	C	N/A

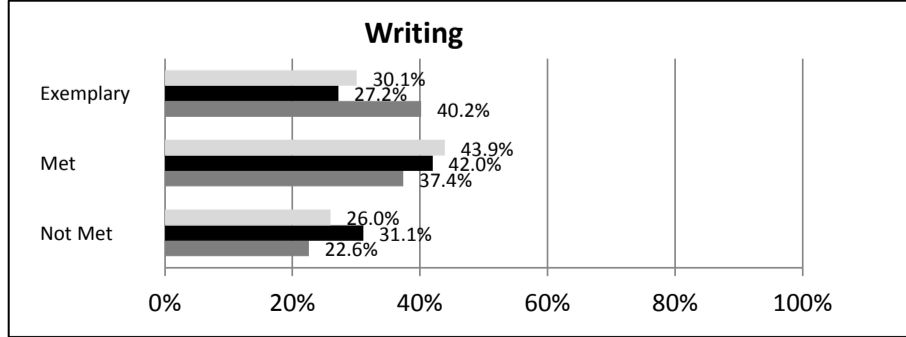
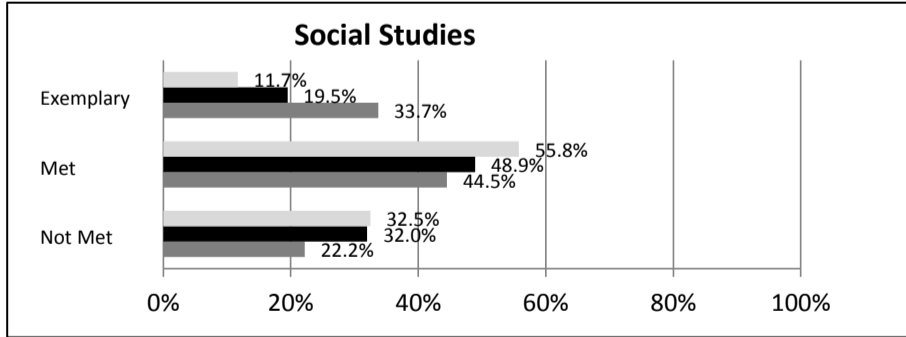
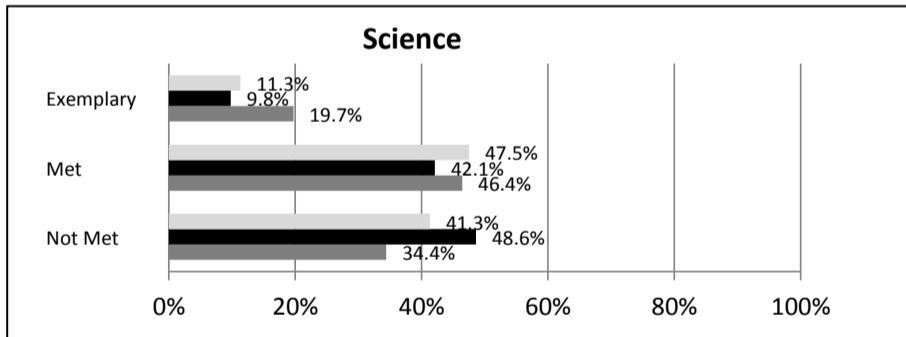
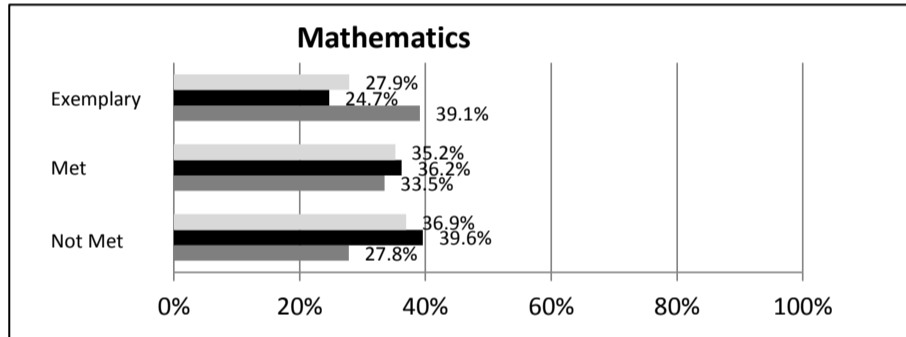
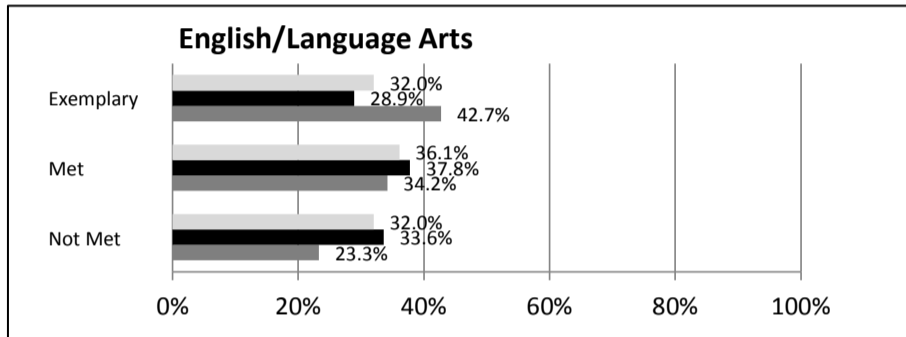
ABSOLUTE RATINGS OF ELEMENTARY SCHOOLS WITH STUDENTS LIKE OURS*

EXCELLENT	GOOD	AVERAGE	BELOW AVERAGE	AT-RISK
5	12	130	40	11

* Ratings are calculated with data available by 04/27/2015. Schools with Students Like Ours are Elementary Schools with Poverty Indices of no more than 5% above or below the index for this school.

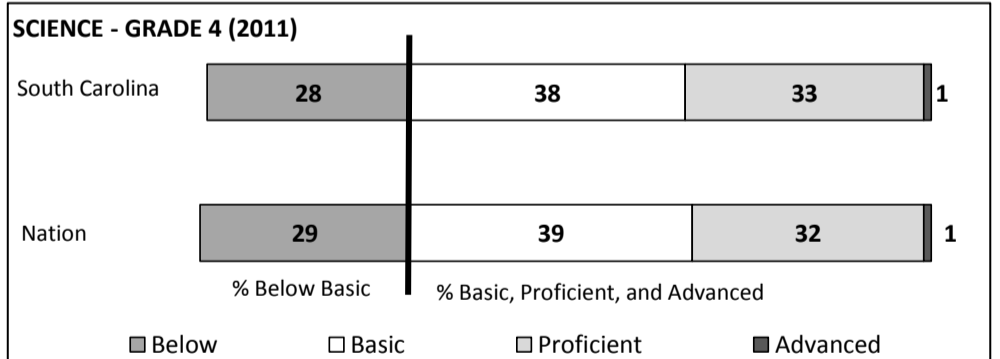

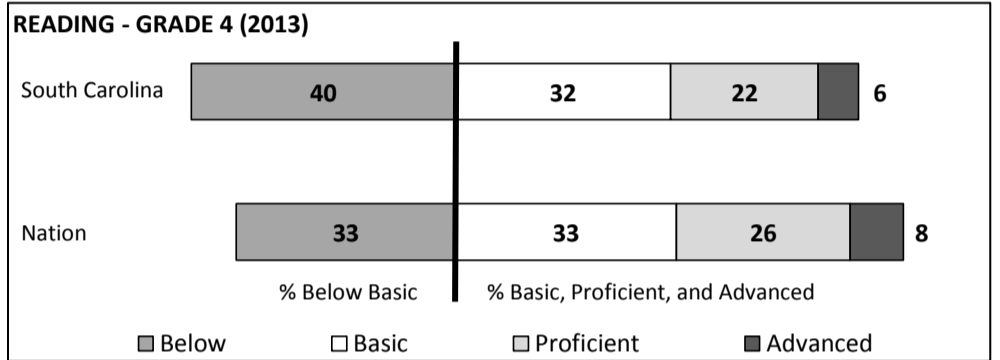
SC PASS PERFORMANCE

Our School Elementary Schools with Students Like Ours Elem Schools Statewide



NAEP*

*Performance reported for SC and nation, data not available at school level. Percentages at NAEP Achievement Levels.



SC PERFORMANCE VISION
By 2020 all students will graduate with the knowledge and skills necessary to compete successfully in the global economy, participate in a democratic society and contribute positively as members of families and communities.

Abbreviations Key

N/A-Not Applicable N/AV-Not Available N/C-Not Collected N/R-Not Reported I/S-Insufficient Sample TBD-To Be Determined

**Geiger Elementary School
FAIRFIELD COUNTY**

SCHOOL PROFILE

	Our School	Change from Last Year	Elementary Schools with Students Like Ours	Median Elementary Schools
Students (n = 317)				
Retention rate	0.8%	Up from 0.0%	1.5%	1.0%
Attendance rate	97.2%	Up from 96.7%	96.1%	96.5%
Served by gifted and talented program	9.9%	Up from 8.4%	3.5%	7.3%
With disabilities	9.6%	Up from 7.1%	13.9%	12.5%
Older than usual for grade	0.3%	No change	2.7%	1.8%
Out-of-school suspensions or expulsions for violent and/or criminal offenses	0.0%	Down from 0.4%	0.0%	0.0%
Teachers (n = 25)				
Teachers with advanced degrees	40.0%	Down from 47.8%	60.5%	62.3%
Continuing contract teachers	44.0%	Down from 69.6%	76.5%	81.2%
Teachers returning from previous year	85.3%	Down from 87.9%	84.5%	88.4%
Teacher attendance rate	99.5%	Up from 95.3%	95.3%	95.3%
Average teacher salary*	\$42,251	Down 2.2%	\$46,303	\$47,902
Classes not taught by highly qualified teachers	0.0%	Down from 4.4%	0.0%	0.0%
Professional development days/teacher	3.2 days	Down from 7.6 days	10.7 days	10.9 days
School				
Principal's years at school	2.0	Up from 1.0	4.0	4.0
Student-teacher ratio in core subjects	13.4 to 1	No change	18.8 to 1	19.9 to 1
Prime instructional time	95.3%	Up from 90.6%	90.3%	90.7%
Opportunities in the arts	Good	No change	Good	Good
SACS accreditation	Yes	No change	Yes	Yes
Parents attending conferences	82.3%	Up from 82.0%	100.0%	100.0%
Character development program	Good	No change	Excellent	Excellent
Dollars spent per pupil**	\$8,205	Up 5.6%	\$8,200	\$7,680
Percent of expenditures for instruction**	63.4%	Down from 65.0%	65.4%	66.8%
Percent of expenditures for teacher salaries**	62.8%	Up from 62.0%	64.7%	66.0%
ESEA composite index score	79.7	Up from 65.1	73.7	85.7

* Length of contract = 185+ days.

**Prior year audited financial data available.

EVALUATION RESULTS

	Teachers	Students*	Parents*
Number of surveys returned	22	30	16
Percent satisfied with learning environment	90.9%	96.6%	87.6%
Percent satisfied with social and physical environment	100.0%	86.6%	82.3%
Percent satisfied with school-home relations	72.8%	93.3%	76.4%

*Only students at the highest elementary school grade level at this school and their parents were included.

Comprehensive detail, including definitions of ratings, performance criteria, and explanations of status, is available on www.ed.sc.gov and www.eoc.sc.gov as well as school and school district websites.

Printed versions are available from school districts upon request.

REPORT OF PRINCIPAL AND SCHOOL IMPROVEMENT COUNCIL

Geiger Elementary School, located in the southern region of Fairfield County, continues to be a staple in the Ridgeway Community. The school serves approximately 325 students in Child Development - 6th grade. Geiger's greatest strength come from its wonderful student body, excellent parents and community support, and dedicated staff working together and believing that it takes "Teamwork to Make the Dream Work!"

We are proud of our positive and nurturing learning environment where students work toward achieving academic excellence. Geiger was awarded the Palmetto Gold and Silver this year for our academic growth and achievement. Student achievement is our top priority, as teachers collaborate and design lessons that provide differentiated instruction and utilize data to meet the needs of each student. Teachers focus on the uniqueness of each student to improve instruction and address all learning styles. We also utilize the latest technology, such as interactive whiteboards, IPADS, and wireless chrome books, and kindles to maximize our students' learning.

In addition to providing a rigorous academic curriculum, Geiger continues to focus on the development of the total child by implementing mentoring and educational programs such as Junior Beta Club, Geiger Gems and Gents, Chorus, Mentoring Men's Monday, Breakfast Reading Buddies, Art Club, Miss Geiger Pageant, and multiple award programs. Geiger celebrates having a State winner two years in a row at the State Beta Club Convention and being named a 2013 National Beta School of Distinction.

At Geiger, the students also continue to benefit from the second year of PBIS (Positive Behavior Interventions Supports) implementation, which strongly supports positive social skills and a reduction of behavior problems. Our teachers believe in teaching the whole child through life skills and life-long guidelines, community building activities, and emphasizing the "positives."

Our students participated in numerous activities throughout the year such as: life skills of responsibility, caring, and initiative such as, Student Data Notebooks, Reading Counts, and Pennies for Patients, Jump Rope for Heart, and visiting the local nursing home and PBIS Celebrations.

It is our hope that the collective efforts of parents, teachers, and the community will enable students to reach their highest potential and display that "Tiger Pride" of Geiger Elementary in all areas of their life.

Myra Combs-Bramlett, Principal

Sharonda Johnson, SIC Chairperson

Abbreviations Key

N/A-Not Applicable

N/AV-Not Available

N/C-Not Collected

N/R-Not Reported

I/S-Insufficient Sample

TBD-To Be Determined