



SC Annual School Report Card Summary

Kelly Miller Elementary
FAIRFIELD COUNTY

Grades: PK-6

Enrollment: 255

Principal: Kathy R. Woodard

Superintendent: J.R. Green

Board Chair: Beth Reid

PERFORMANCE

Comprehensive detail, including definitions of ratings, performance criteria, and explanations of status, is available on www.ed.sc.gov and www.eoc.sc.gov as well as school and school district websites. Printed versions are available from school districts upon request.

YEAR	ABSOLUTE RATING	GROWTH RATING	PALMETTO GOLD AND SILVER AWARD		ESEA/FEDERAL ACCOUNTABILITY RATING SYSTEM	
			General Performance	Closing the Gap	ESEA Grade	Accountability Indicator
2014	Average	Average	TBD	TBD	B	Reward
2013	Average	Excellent	GOLD	SILVER	C	N/A
2012	Average	Average	N/A	N/A	A	Reward

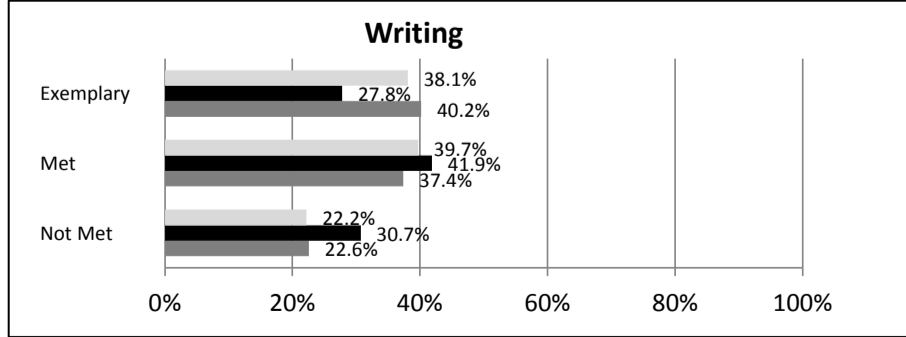
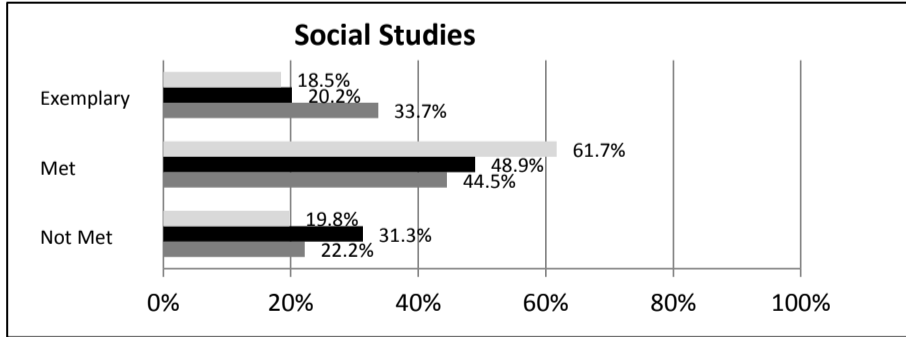
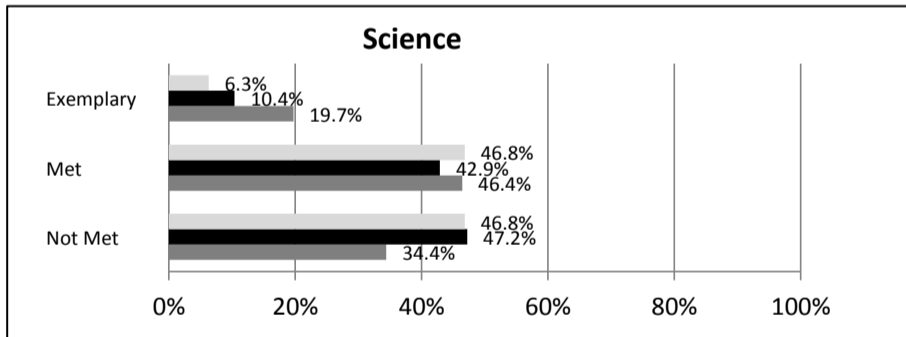
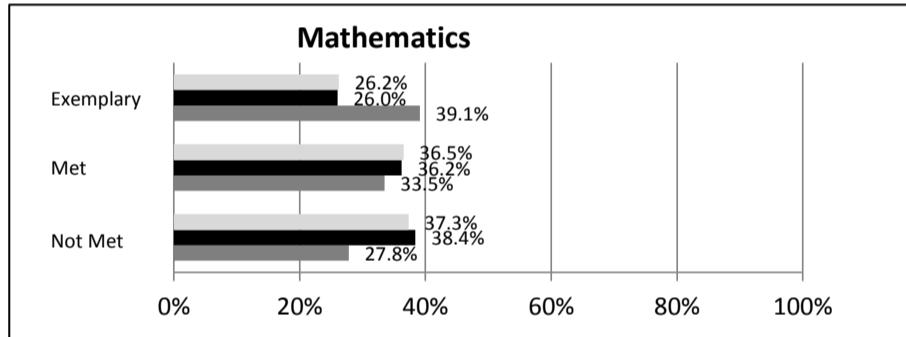
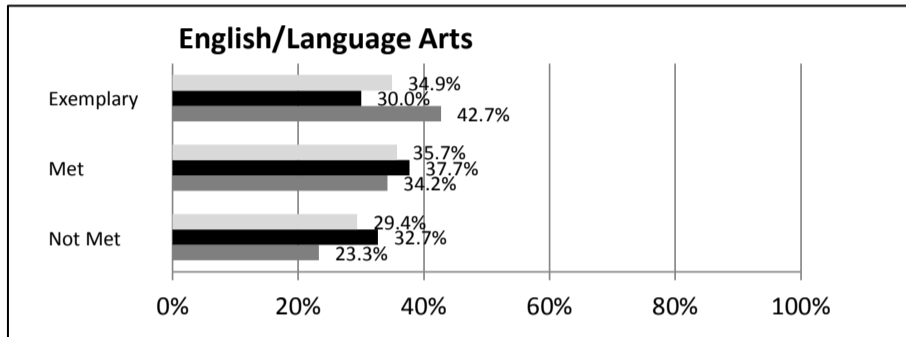
ABSOLUTE RATINGS OF ELEMENTARY SCHOOLS WITH STUDENTS LIKE OURS*

EXCELLENT	GOOD	AVERAGE	BELOW AVERAGE	AT-RISK
5	13	114	28	8

* Ratings are calculated with data available by 04/27/2015. Schools with Students Like Ours are Elementary Schools with Poverty Indices of no more than 5% above or below the index for this school.

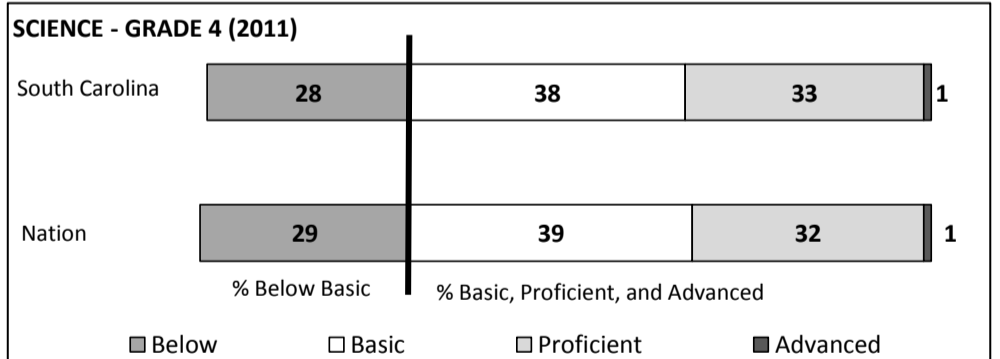

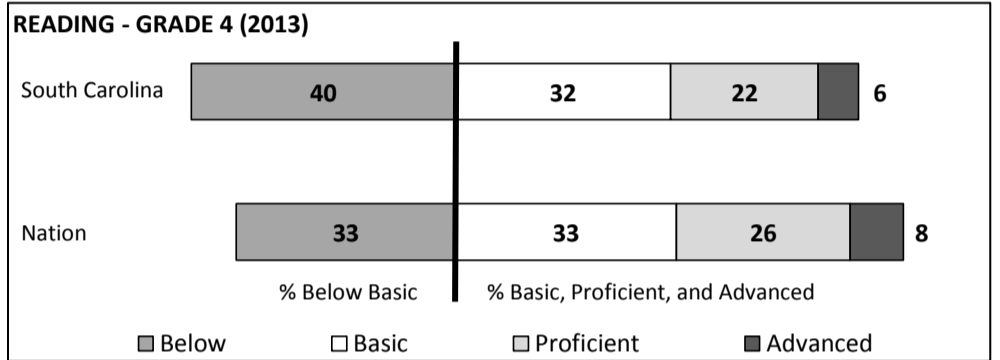
SC PASS PERFORMANCE

Our School Elementary Schools with Students Like Ours Elem Schools Statewide



NAEP*

*Performance reported for SC and nation, data not available at school level. Percentages at NAEP Achievement Levels.



SC PERFORMANCE VISION
By 2020 all students will graduate with the knowledge and skills necessary to compete successfully in the global economy, participate in a democratic society and contribute positively as members of families and communities.

Abbreviations Key

N/A-Not Applicable

N/AV-Not Available

N/C-Not Collected

N/R-Not Reported

I/S-Insufficient Sample

TBD-To Be Determined

**Kelly Miller Elementary
FAIRFIELD COUNTY**

SCHOOL PROFILE

	Our School	Change from Last Year	Elementary Schools with Students Like Ours	Median Elementary Schools
Students (n = 255)				
Retention rate	1.4%	Up from 0.4%	1.5%	1.0%
Attendance rate	97.5%	Up from 96.6%	96.0%	96.5%
Served by gifted and talented program	11.9%	Up from 7.8%	4.1%	7.3%
With disabilities	13.0%	Up from 11.2%	13.6%	12.5%
Older than usual for grade	1.2%	Down from 1.5%	2.6%	1.8%
Out-of-school suspensions or expulsions for violent and/or criminal offenses	0.0%	No change	0.0%	0.0%
Teachers (n = 19)				
Teachers with advanced degrees	57.9%	Down from 70.0%	61.1%	62.3%
Continuing contract teachers	63.2%	Down from 75.0%	77.8%	81.2%
Teachers returning from previous year	79.4%	Down from 86.5%	85.0%	88.4%
Teacher attendance rate	98.3%	Up from 97.0%	95.2%	95.3%
Average teacher salary*	\$44,249	Up 1.6%	\$46,597	\$47,902
Classes not taught by highly qualified teachers	0.0%	No change	0.0%	0.0%
Professional development days/teacher	14.6 days	Up from 11.0 days	10.6 days	10.9 days
School				
Principal's years at school	2.0	Up from 1.0	3.0	4.0
Student-teacher ratio in core subjects	15.4 to 1	Down from 15.8 to 1	18.8 to 1	19.9 to 1
Prime instructional time	94.0%	Up from 93.4%	90.2%	90.7%
Opportunities in the arts	Good	No change	Good	Good
SACS accreditation	Yes	No change	Yes	Yes
Parents attending conferences	100.0%	Up from 99.1%	100.0%	100.0%
Character development program	Excellent	No change	Excellent	Excellent
Dollars spent per pupil**	\$8,854	Up 0.8%	\$8,208	\$7,680
Percent of expenditures for instruction**	57.9%	Down from 65.0%	65.9%	66.8%
Percent of expenditures for teacher salaries**	57.2%	Up from 57.0%	65.2%	66.0%
ESEA composite index score	80.5	Up from 72.7	74.9	85.7

* Length of contract = 185+ days.

**Prior year audited financial data available.

EVALUATION RESULTS

	Teachers	Students*	Parents*
Number of surveys returned	16	31	4
Percent satisfied with learning environment	93.8%	93.5%	-4.0%
Percent satisfied with social and physical environment	81.3%	80.0%	-4.0%
Percent satisfied with school-home relations	75.0%	89.6%	-4.0%

*Only students at the highest elementary school grade level at this school and their parents were included.

Comprehensive detail, including definitions of ratings, performance criteria, and explanations of status, is available on www.ed.sc.gov and www.eoc.sc.gov as well as school and school district websites.

Printed versions are available from school districts upon request.

REPORT OF PRINCIPAL AND SCHOOL IMPROVEMENT COUNCIL

Kelly Miller Elementary School is a small, rural school with a HUGE amount of "Tiger Pride." During the 2013-2014 school year, the students, parents, faculty and staff recommitted to inspiring excellence in academics and the arts. This year, we were the proud recipients of the Palmetto Gold Award for General Performance, the Palmetto Silver Award for Closing the Achievement Gap. We also received an "Arts in the Basic Curriculum" Grant sponsored by The South Carolina Arts Commission. Kelly Miller continues to set high expectations for student behavior and recognized positive behaviors by continuing the "Principal's Pride Patrol" and end of the month STAR Character celebrations. Our students also participated in D.A.R.E. and Fairfield Behavioral Health "Keep It Real" character building programs. ☒

☒ Our teachers participated in weekly Data Team, Vertical Articulation, Grade Level and District Cohort meetings that concentrated on analyzing data that provided research-based instructional support which focused on individual students' learning needs. Our school also focused on creating highly engaged student learning and rigor, integrating the arts in daily instruction, developing project-based learning research assignments and student portfolios/conferencing. ☒

☒ Our school continues to provide support, enrichment and intervention to our students academically as well as in the arts. Mobile Math lab, literacy Wings Kindergarten Intervention, reading counts incentives, one to one chromebook devices, ivory keys, percussion ensemble and beginning band 1 and 2 are just a few examples of the programs we offer. ☒

☒ We are extremely grateful for our highly supportive partners in education: School Improvement Council, Parent/Teacher Organization and Community Partners. They have been instrumental in providing our learning community with support and enriching our curriculum and school climate through programs, resources, activities, and visibility. With their continued support, Kelly Miller continues to be "Committed to Excellence!"

☒ Mrs. Kathy R. Woodard, Principal ☒

☒ Mr. Thomas Armstrong, SIC Chair

Abbreviations Key

N/A-Not Applicable

N/AV-Not Available

N/C-Not Collected

N/R-Not Reported

I/S-Insufficient Sample

TBD-To Be Determined