



# SC Annual School Report Card Summary

**Merriwether Elementary School**  
**EDGEFIELD COUNTY**  
**Grades: PK-5** Enrollment: 682  
**Principal: Dr. Mendi Tucker**  
**Superintendent: Greg W. Anderson**  
**Board Chair: J. Carroll Wates**

## PERFORMANCE

Comprehensive detail, including definitions of ratings, performance criteria, and explanations of status, is available on [www.ed.sc.gov](http://www.ed.sc.gov) and [www.eoc.sc.gov](http://www.eoc.sc.gov) as well as school and school district websites. Printed versions are available from school districts upon request.

YEAR	ABSOLUTE RATING	GROWTH RATING	PALMETTO GOLD AND SILVER AWARD		ESEA/FEDERAL ACCOUNTABILITY RATING SYSTEM	
			General Performance	Closing the Gap	ESEA Grade	Accountability Indicator
2014	Good	Average	TBD	TBD	A	N/A
2013	Good	Average	N/A	N/A	C	N/A
2012	Good	Good	SILVER	N/A	A	N/A

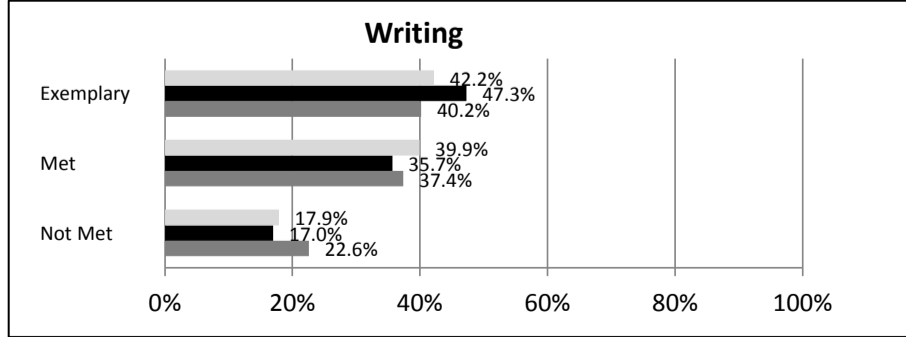
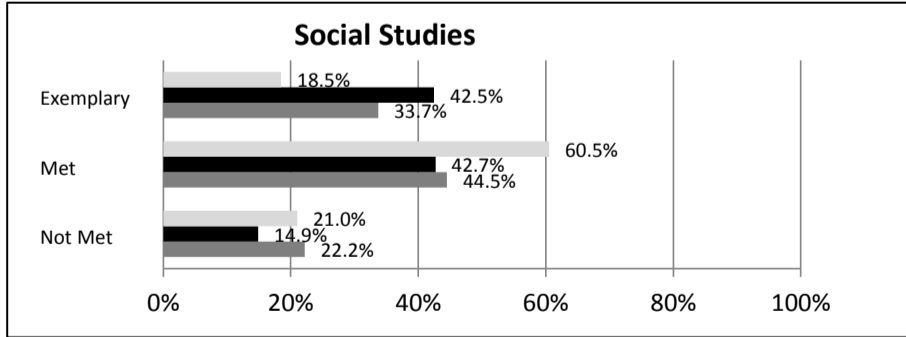
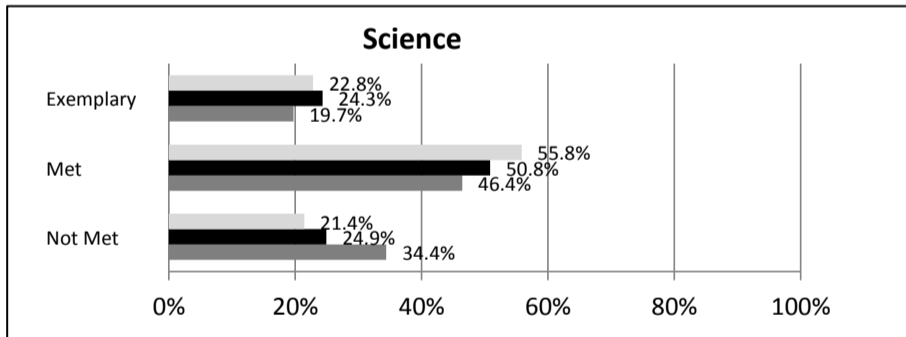
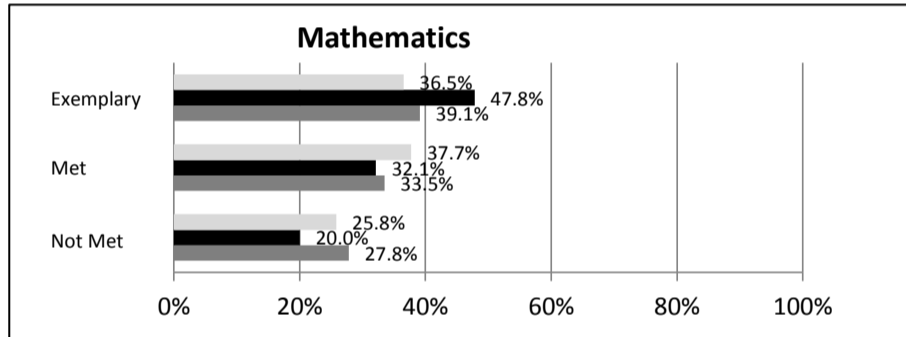
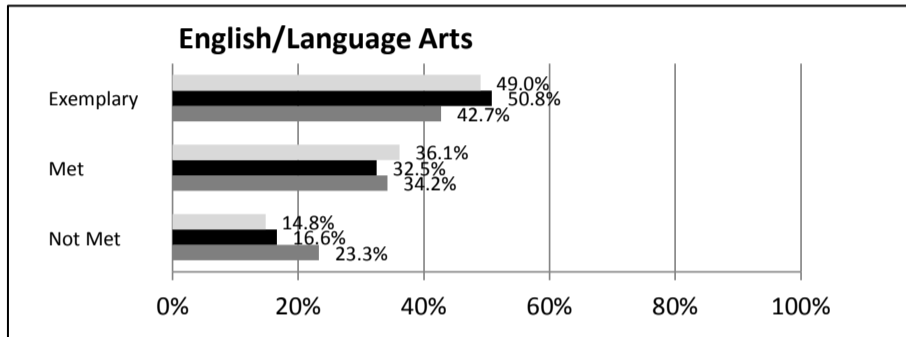
## ABSOLUTE RATINGS OF ELEMENTARY SCHOOLS WITH STUDENTS LIKE OURS\*

EXCELLENT	GOOD	AVERAGE	BELOW AVERAGE	AT-RISK
53	31	9	0	0

\* Ratings are calculated with data available by 04/27/2015. Schools with Students Like Ours are Elementary Schools with Poverty Indices of no more than 5% above or below the index for this school.

## SC PASS PERFORMANCE

Our School    Elementary Schools with Students Like Ours    Elem Schools Statewide



## NAEP\*

\*Performance reported for SC and nation, data not available at school level. Percentages at NAEP Achievement Levels.



**SC PERFORMANCE VISION**  
 By 2020 all students will graduate with the knowledge and skills necessary to compete successfully in the global economy, participate in a democratic society and contribute positively as members of families and communities.

### Abbreviations Key

N/A-Not Applicable    N/AV-Not Available    N/C-Not Collected    N/R-Not Reported    I/S-Insufficient Sample    TBD-To Be Determined

**Merriwether Elementary School  
EDGEFIELD COUNTY**

**SCHOOL PROFILE**

	Our School	Change from Last Year	Elementary Schools with Students Like Ours	Median Elementary Schools
<b>Students (n = 682)</b>				
Retention rate	2.6%	Up from 2.5%	0.8%	1.0%
Attendance rate	97.1%	Up from 96.8%	96.7%	96.5%
Served by gifted and talented program	9.1%	Down from 10.0%	9.9%	7.3%
With disabilities	12.8%	Up from 12.7%	11.6%	12.5%
Older than usual for grade	4.2%	Up from 3.1%	1.4%	1.8%
Out-of-school suspensions or expulsions for violent and/or criminal offenses	0.0%	No change	0.0%	0.0%
<b>Teachers (n = 50)</b>				
Teachers with advanced degrees	66.0%	Down from 69.6%	64.3%	62.3%
Continuing contract teachers	88.0%	Down from 91.3%	83.1%	81.2%
Teachers returning from previous year	91.9%	Down from 93.4%	90.4%	88.4%
Teacher attendance rate	95.1%	Up from 94.8%	95.4%	95.3%
Average teacher salary*	\$47,852	Down 1.4%	\$50,031	\$47,902
Classes not taught by highly qualified teachers	1.0%	Up from 0.0%	0.0%	0.0%
Professional development days/teacher	0.9 days	Down from 9.9 days	12.0 days	10.9 days
<b>School</b>				
Principal's years at school	2.0	Up from 1.0	5.0	4.0
Student-teacher ratio in core subjects	20.1 to 1	Down from 26.4 to 1	20.2 to 1	19.9 to 1
Prime instructional time	92.2%	Up from 90.7%	91.3%	90.7%
Opportunities in the arts	Good	No change	Good	Good
SACS accreditation	Yes	No change	Yes	Yes
Parents attending conferences	100.0%	No change	100.0%	100.0%
Character development program	Excellent	No change	Excellent	Excellent
Dollars spent per pupil**	\$6,867	Up 5.1%	\$7,294	\$7,680
Percent of expenditures for instruction**	72.0%	Down from 73.0%	67.0%	66.8%
Percent of expenditures for teacher salaries**	71.8%	Up from 71.0%	66.6%	66.0%
ESEA composite index score	90.3	Up from 73.6	92.0	85.7

\* Length of contract = 185+ days.

\*\*Prior year audited financial data available.

**EVALUATION RESULTS**

	Teachers	Students*	Parents*
Number of surveys returned	31	104	40
Percent satisfied with learning environment	96.8%	84.7%	90.0%
Percent satisfied with social and physical environment	100.0%	81.5%	92.5%
Percent satisfied with school-home relations	96.7%	81.6%	76.9%

\*Only students at the highest elementary school grade level at this school and their parents were included.

Comprehensive detail, including definitions of ratings, performance criteria, and explanations of status, is available on [www.ed.sc.gov](http://www.ed.sc.gov) and [www.eoc.sc.gov](http://www.eoc.sc.gov) as well as school and school district websites.

Printed versions are available from school districts upon request.

**REPORT OF PRINCIPAL AND SCHOOL IMPROVEMENT COUNCIL**

Merriwether Elementary School continues to strive to fulfill our mission, "Creating Leaders for Tomorrow. "All stakeholders have worked diligently to create a learning community that enables students to communicate, demonstrate, and master skills essential for success in life. The goal of teachers, staff, and parents is to prepare students to be leaders for tomorrow by implementing a rigorous curriculum that meets the needs of all learners and instill core values that will empower students to think critically, solve real-world problems, and develop perseverance. Using Stephen Covey's Leader in Me Program, we teach students key traits that will prepare them to be college and career ready.☒

☒ Our student demographics change on a continual basis. Changes in student ability levels, socioeconomic status, ethnicity groups, and family dynamics have prompted teachers and staff members to analyze instructional, assessment, and behavioral strategies used in the classroom. We provide teachers and staff members with extensive professional development in the areas of differentiated instruction, classroom intervention strategies, technology integration, data analysis, and strategies to meet the needs of students with disabilities. Through high expectations and diverse strategies, our teachers and support staff help all students to reach their maximum potential.☒

☒ Merriwether Elementary has seen several new initiatives during the 2013 – 2014 school year. This year, scheduling has allowed teachers to participate in professional learning communities during common planning. While in professional learning communities, teachers and administrators collaborate to develop integrative units, analyze school and grade level data, reflect on lessons, and share instructional strategies are effective in the classroom. The Student Leadership Team (SLT) is also a new addition to the school's community. The SLT is a group of students in grades 3 – 5 who serve as ambassadors for the school. They work together to improve the school's community by modeling positive behaviors, being a voice for all students, and promote school spirit and unity within the school.☒

☒ The RTI program at Merriwether Elementary maintains commitment to closing the achievement gap. Based on the analysis of PASS, MAP, and AimsWeb test scores, identified students receive instruction that targets essential skills needed to overcome instructional gaps. We believe that the ongoing analysis of data and small group instruction will help all students experience academic success.☒

☒ Our school continues to make advances in the area of technology. Our school is 100% Wi-Fi accessible. This allows our students to use Google Chromebooks, iPads, and Kindle Fires to research and play interactive learning programs from anywhere in the building. Several of our teachers have received grants to purchase technology equipment for their classrooms. ☒

☒ We believe that having a positive relationship with the community is essential to building leaders and encouraging community awareness. Throughout the year, the faculty and students participate in several service learning projects that help support a variety of organizations. This year, we raised over \$4,000.00 for Relay for Life and Jump Rope for Heart. Students celebrated the 100th day of school by collecting 803 non-perishable items for the Edgefield Food Bank and Sweetwater Baptist Church's Food Pantry.☒

**Abbreviations Key**

**N/A**-Not Applicable

**N/AV**-Not Available

**N/C**-Not Collected

**N/R**-Not Reported

**I/S**-Insufficient Sample

**TBD**-To Be Determined