



# SC Annual School Report Card Summary

W. E. Parker Elementary  
EDGEFIELD COUNTY

Grades: PK-5

Enrollment: 498

Principal: Gaye Winn Holmes

Superintendent: Greg W. Anderson

Board Chair: J. Carroll Wates

## PERFORMANCE

Comprehensive detail, including definitions of ratings, performance criteria, and explanations of status, is available on [www.ed.sc.gov](http://www.ed.sc.gov) and [www.eoc.sc.gov](http://www.eoc.sc.gov) as well as school and school district websites. Printed versions are available from school districts upon request.

YEAR	ABSOLUTE RATING	GROWTH RATING	PALMETTO GOLD AND SILVER AWARD		ESEA/FEDERAL ACCOUNTABILITY RATING SYSTEM	
			General Performance	Closing the Gap	ESEA Grade	Accountability Indicator
2014	Excellent	Good	TBD	TBD	A	Reward
2013	Average	Average	N/A	N/A	B	Focus
2012	Average	Average	N/A	N/A	B	Focus

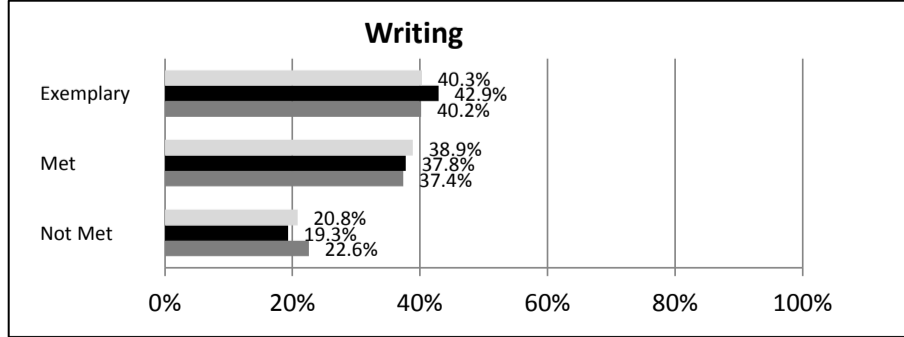
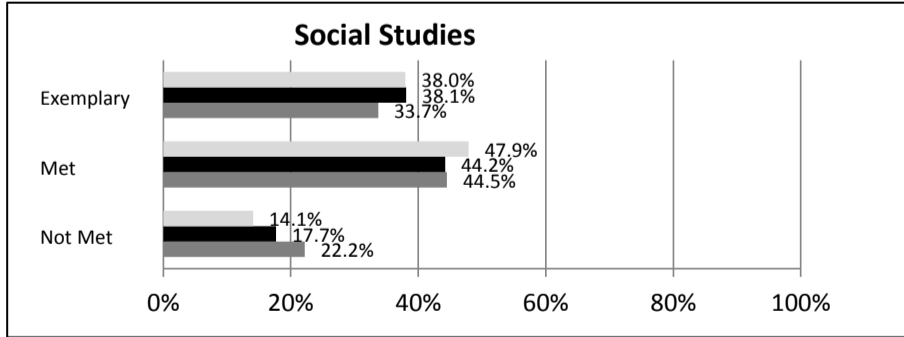
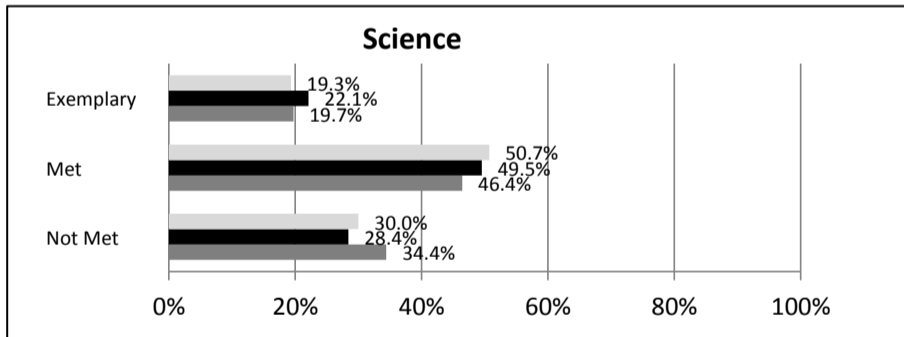
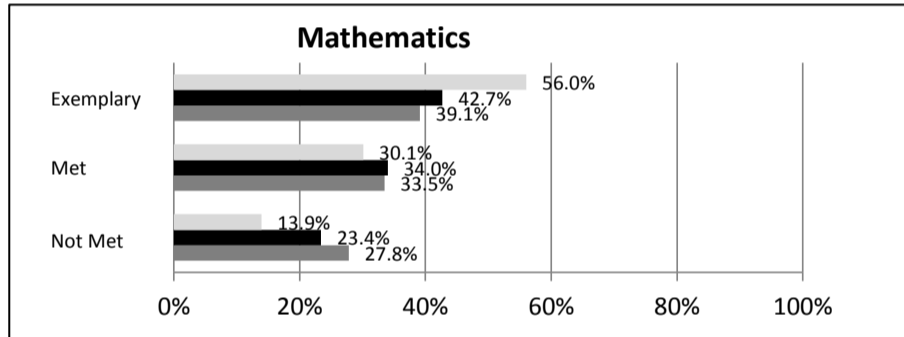
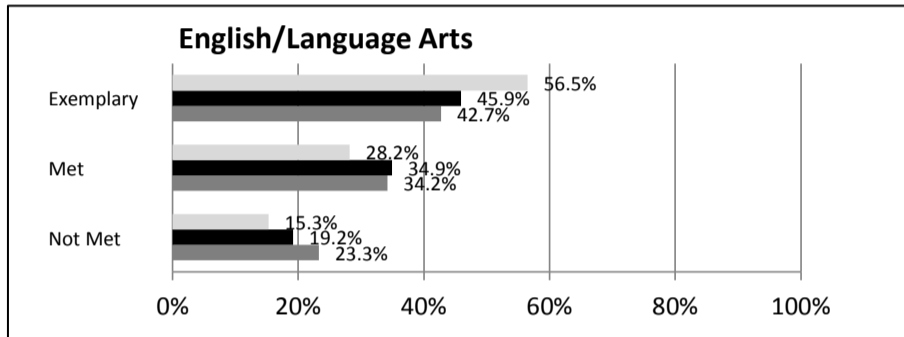
## ABSOLUTE RATINGS OF ELEMENTARY SCHOOLS WITH STUDENTS LIKE OURS\*

EXCELLENT	GOOD	AVERAGE	BELOW AVERAGE	AT-RISK
40	46	25	2	0

\* Ratings are calculated with data available by 04/27/2015. Schools with Students Like Ours are Elementary Schools with Poverty Indices of no more than 5% above or below the index for this school.


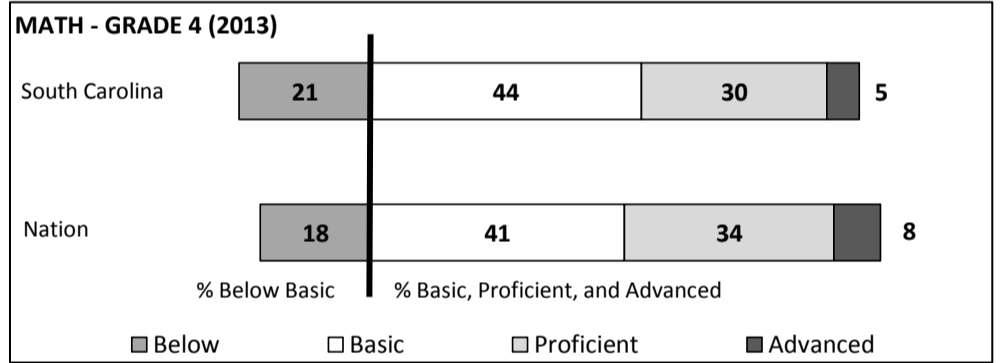
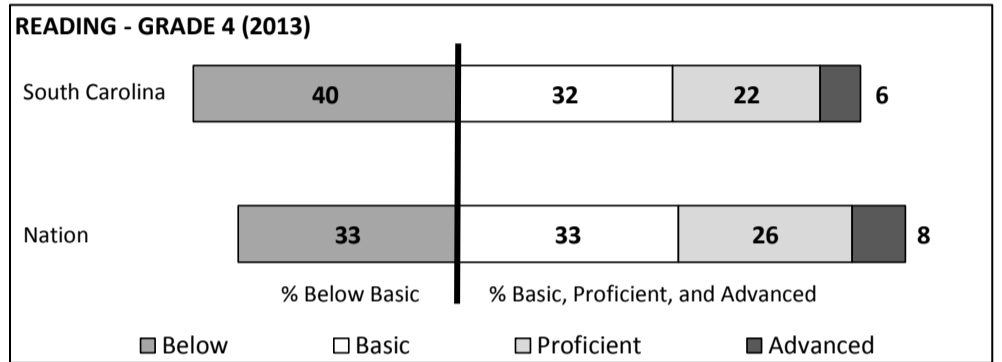
## SC PASS PERFORMANCE

Our School    Elementary Schools with Students Like Ours    Elem Schools Statewide



## NAEP\*

\*Performance reported for SC and nation, data not available at school level. Percentages at NAEP Achievement Levels.



## SC PERFORMANCE VISION

By 2020 all students will graduate with the knowledge and skills necessary to compete successfully in the global economy, participate in a democratic society and contribute positively as members of families and communities.

## Abbreviations Key

N/A-Not Applicable

N/AV-Not Available

N/C-Not Collected

N/R-Not Reported

I/S-Insufficient Sample

TBD-To Be Determined

**W. E. Parker Elementary  
EDGEFIELD COUNTY**

**SCHOOL PROFILE**

	Our School	Change from Last Year	Elementary Schools with Students Like Ours	Median Elementary Schools
<b>Students (n = 498)</b>				
Retention rate	3.3%	Up from 2.7%	1.1%	1.0%
Attendance rate	97.4%	Up from 96.6%	96.4%	96.5%
Served by gifted and talented program	6.5%	Up from 5.5%	8.4%	7.3%
With disabilities	13.3%	Down from 16.4%	12.8%	12.5%
Older than usual for grade	2.4%	Down from 2.8%	2.0%	1.8%
Out-of-school suspensions or expulsions for violent and/or criminal offenses	0.0%	No change	0.0%	0.0%
<b>Teachers (n = 37)</b>				
Teachers with advanced degrees	75.7%	No change	62.5%	62.3%
Continuing contract teachers	91.9%	Up from 83.8%	85.3%	81.2%
Teachers returning from previous year	94.1%	Down from 94.9%	90.3%	88.4%
Teacher attendance rate	95.9%	Down from 96.2%	95.2%	95.3%
Average teacher salary*	\$50,916	Down 0.4%	\$48,855	\$47,902
Classes not taught by highly qualified teachers	1.8%	Up from 0.5%	0.0%	0.0%
Professional development days/teacher	17.4 days	Up from 9.7 days	11.1 days	10.9 days
<b>School</b>				
Principal's years at school	7.0	Up from 6.0	6.0	4.0
Student-teacher ratio in core subjects	17.3 to 1	Up from 16.4 to 1	20.3 to 1	19.9 to 1
Prime instructional time	92.2%	Up from 92.0%	90.4%	90.7%
Opportunities in the arts	Good	No change	Good	Good
SACS accreditation	Yes	No change	Yes	Yes
Parents attending conferences	100.0%	Up from 97.1%	100.0%	100.0%
Character development program	Excellent	No change	Excellent	Excellent
Dollars spent per pupil**	\$8,612	Up 14.4%	\$7,249	\$7,680
Percent of expenditures for instruction**	70.4%	Up from 70.0%	67.6%	66.8%
Percent of expenditures for teacher salaries**	69.5%	Up from 69.0%	66.9%	66.0%
ESEA composite index score	96.8	Up from 88.4	89.2	85.7

\* Length of contract = 185+ days.

\*\*Prior year audited financial data available.

**EVALUATION RESULTS**

	Teachers	Students*	Parents*
Number of surveys returned	23	64	40
Percent satisfied with learning environment	100.0%	84.4%	80.0%
Percent satisfied with social and physical environment	100.0%	82.8%	87.2%
Percent satisfied with school-home relations	100.0%	87.3%	71.0%

\*Only students at the highest elementary school grade level at this school and their parents were included.

Comprehensive detail, including definitions of ratings, performance criteria, and explanations of status, is available on [www.ed.sc.gov](http://www.ed.sc.gov) and [www.eoc.sc.gov](http://www.eoc.sc.gov) as well as school and school district websites.

Printed versions are available from school districts upon request.

**REPORT OF PRINCIPAL AND SCHOOL IMPROVEMENT COUNCIL**

W. E. Parker Elementary is a student-centered, high-achieving, school serving 494 students from pre-school to fifth grade. The highly qualified teachers and staff work collaboratively to ensure consistency of learning across and within grade levels and content areas. Our curriculum continues to be challenging, rigorous, and promotes high student engagement. A great boost to our instructional program this past year was the addition of Reading Recovery. Our RTI program provides additional interventions to assist student achievement. Our GT program provides daily appropriate and challenging instruction for this population. Students are provided opportunities to enjoy the arts and other exploratory classes. Our Fine Arts Department continues to excel. This year's production of Cinderella was performed to a sell-out crowd. Students have the opportunity to participate in a piano academy and /or ukulele program. Our students also participate in many service learning projects teaching them the value of helping others. This year's district spelling bee winner was one of our students. Providing quality professional development for our teachers is also a priority at our school. TAP (Teacher Advancement Program) continues to be the vehicle for improvement of instruction at WEP. TAP has focused our students and teachers on data and individual student growth. Our teachers are dedicated to seeking additional funding to provide the best resources for our students and were awarded \$13,586.40 this year. In addition, our school and a sister elementary school were awarded a \$300,000 grant from the SCDE Office of Student Intervention Services for 3 years, to provide assistance to students in grades 3-5 who have social, behavioral, emotional, and/or academic deficits that impact motivation for learning. Parent involvement continues to be essential to our school's success. Two parent-teacher report card nights were held, and a special Data Night for parents of students in grades 3-5 to discuss assessment information. Our Living History Night was well attended and highly acclaimed. Our PTO and School Improvement/Title I Council continue to work and support all of our endeavors. As we look ahead to a new school year, we will remain committed to providing a family-friendly environment that fosters respectfulness, responsibility, and readiness to learn. ☐

Gaye Holmes, Principal☐

Chris Wise, SIC

**Abbreviations Key**

**N/A**-Not Applicable

**N/AV**-Not Available

**N/C**-Not Collected

**N/R**-Not Reported

**I/S**-Insufficient Sample

**TBD**-To Be Determined