



SC Annual School Report Card Summary

Douglas Elementary School
EDGEFIELD COUNTY
Grades: PK-5 Enrollment: 276
Principal: Bobby R. Turner
Superintendent: Greg W. Anderson
Board Chair: J. Carroll Wates

PERFORMANCE

Comprehensive detail, including definitions of ratings, performance criteria, and explanations of status, is available on www.ed.sc.gov and www.eoc.sc.gov as well as school and school district websites. Printed versions are available from school districts upon request.

YEAR	ABSOLUTE RATING	GROWTH RATING	PALMETTO GOLD AND SILVER AWARD		ESEA/FEDERAL ACCOUNTABILITY RATING SYSTEM	
			General Performance	Closing the Gap	ESEA Grade	Accountability Indicator
2014	Below Average	Average	TBD	TBD	D	N/A
2013	Below Average	Good	SILVER	N/A	F	N/A
2012	Below Average	Average	N/A	N/A	F	N/A

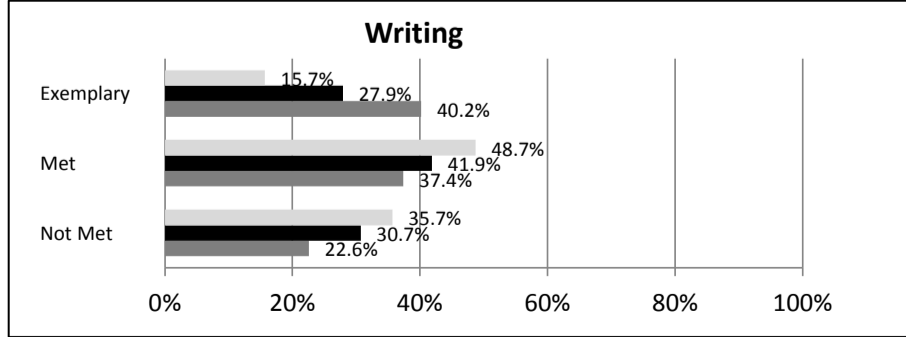
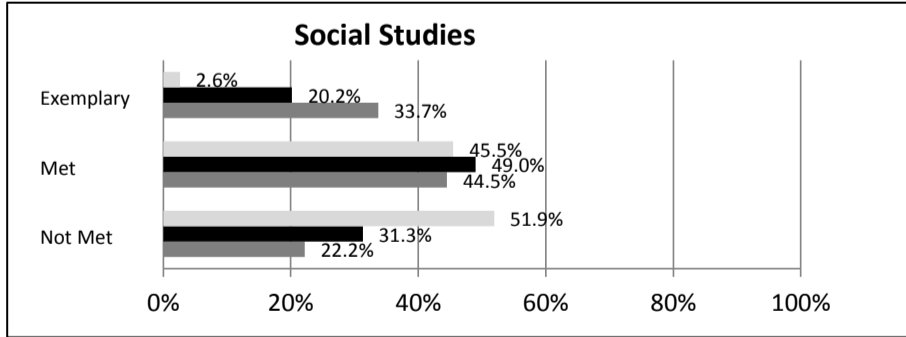
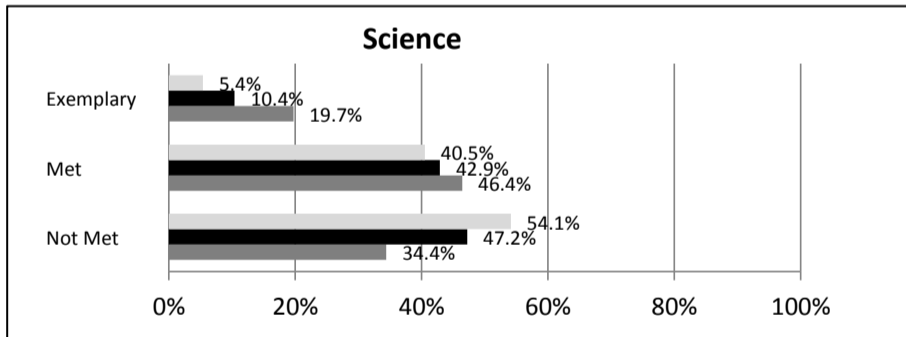
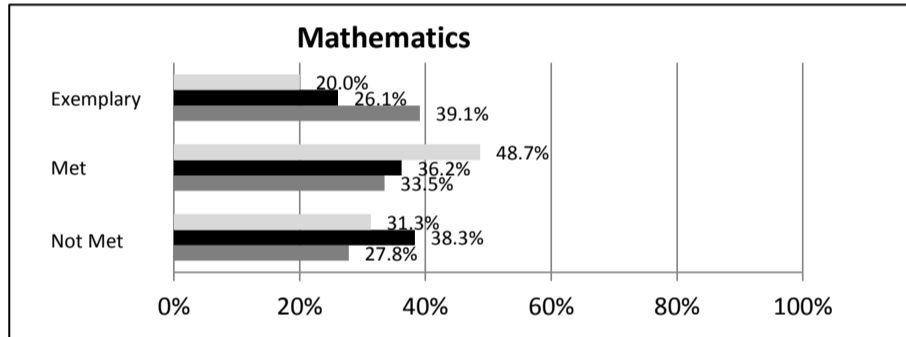
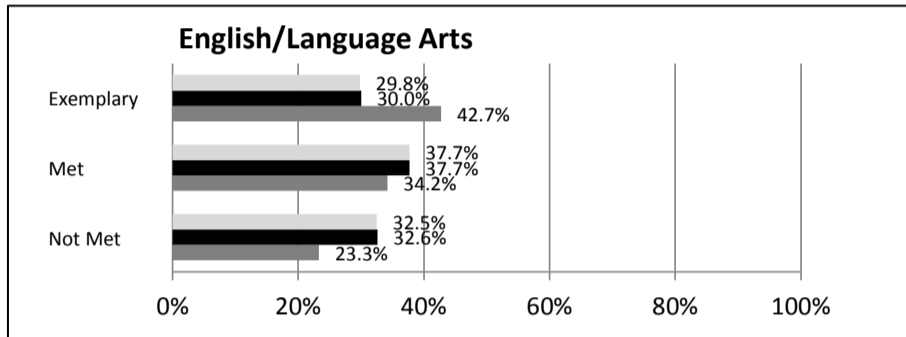
ABSOLUTE RATINGS OF ELEMENTARY SCHOOLS WITH STUDENTS LIKE OURS*

EXCELLENT	GOOD	AVERAGE	BELOW AVERAGE	AT-RISK
5	13	116	28	8

* Ratings are calculated with data available by 04/27/2015. Schools with Students Like Ours are Elementary Schools with Poverty Indices of no more than 5% above or below the index for this school.

SC PASS PERFORMANCE

Our School Elementary Schools with Students Like Ours Elem Schools Statewide



NAEP*

*Performance reported for SC and nation, data not available at school level. Percentages at NAEP Achievement Levels.



SC PERFORMANCE VISION
 By 2020 all students will graduate with the knowledge and skills necessary to compete successfully in the global economy, participate in a democratic society and contribute positively as members of families and communities.

Abbreviations Key

N/A-Not Applicable N/AV-Not Available N/C-Not Collected N/R-Not Reported I/S-Insufficient Sample TBD-To Be Determined

**Douglas Elementary School
EDGEFIELD COUNTY**

SCHOOL PROFILE

	Our School	Change from Last Year	Elementary Schools with Students Like Ours	Median Elementary Schools
Students (n = 276)				
Retention rate	8.7%	Up from 5.7%	1.5%	1.0%
Attendance rate	96.6%	Up from 95.8%	96.0%	96.5%
Served by gifted and talented program	1.8%	Up from 1.6%	4.2%	7.3%
With disabilities	25.3%	Down from 27.8%	13.6%	12.5%
Older than usual for grade	7.5%	Up from 6.0%	2.6%	1.8%
Out-of-school suspensions or expulsions for violent and/or criminal offenses	0.4%	Down from 0.7%	0.0%	0.0%
Teachers (n = 29)				
Teachers with advanced degrees	58.6%	Up from 53.6%	61.1%	62.3%
Continuing contract teachers	79.3%	Up from 78.6%	78.0%	81.2%
Teachers returning from previous year	77.1%	Down from 81.8%	85.0%	88.4%
Teacher attendance rate	95.7%	Up from 94.7%	95.2%	95.3%
Average teacher salary*	\$44,372	Up 0.9%	\$46,691	\$47,902
Classes not taught by highly qualified teachers	0.0%	Down from 3.8%	0.0%	0.0%
Professional development days/teacher	12.6 days	Up from 8.4 days	10.4 days	10.9 days
School				
Principal's years at school	2.0	Up from 1.0	3.0	4.0
Student-teacher ratio in core subjects	14.2 to 1	Down from 15.7 to 1	18.8 to 1	19.9 to 1
Prime instructional time	91.8%	Up from 89.5%	90.2%	90.7%
Opportunities in the arts	Good	No change	Good	Good
SACS accreditation	Yes	No change	Yes	Yes
Parents attending conferences	100.0%	No change	100.0%	100.0%
Character development program	Good	No change	Excellent	Excellent
Dollars spent per pupil**	\$9,890	Up 10.9%	\$8,205	\$7,680
Percent of expenditures for instruction**	68.5%	Down from 69.0%	65.9%	66.8%
Percent of expenditures for teacher salaries**	67.3%	Up from 66.0%	65.2%	66.0%
ESEA composite index score	68.7	Up from 54.3	75.0	85.7

* Length of contract = 185+ days.

**Prior year audited financial data available.

EVALUATION RESULTS

	Teachers	Students*	Parents*
Number of surveys returned	25	38	13
Percent satisfied with learning environment	96.0%	79.0%	84.7%
Percent satisfied with social and physical environment	96.0%	75.6%	77.0%
Percent satisfied with school-home relations	92.0%	79.0%	77.0%

*Only students at the highest elementary school grade level at this school and their parents were included.

Comprehensive detail, including definitions of ratings, performance criteria, and explanations of status, is available on www.ed.sc.gov and www.eoc.sc.gov as well as school and school district websites.

Printed versions are available from school districts upon request.

REPORT OF PRINCIPAL AND SCHOOL IMPROVEMENT COUNCIL

We, at Douglas Elementary School, pride ourselves in being relationship oriented and results driven. Our faculty & staff are committed to providing a safe, positive and challenging learning environment in which children can reach their highest potential. Through the use of data-driven collaborative planning and ongoing formative assessment, we foster superior achievement, responsible citizenship, and a solid foundation for lifelong learning. Our school motto is "Children are our business and their success is our goal." Our dedicated staff, supportive parents, active Parent Teacher Organization, School Improvement Council, and business partners work closely together to make learning enjoyable for each of our approximately 280 students.☒

☒

The South Carolina Teacher Advancement Program (TAP) was continued for the fourth consecutive year. This program encourages teachers to grow professionally and offers weekly professional development focused on the needs of teachers and students. Our Master Teacher introduces instructional strategies, models lessons, team teaches, and observes teachers to encourage instructional improvements. Douglas Elementary School received a School Value-Added Student Achievement Score of 5 (on a scale of 1-5 with a 5 being the maximum score) for the 2012-13 school year which equals to our school achieving well over an academic year's growth. We were also recognized as a 2013-14 Palmetto Silver Award recipient for our students' academic progress.☒

☒

PASS and MAP data were used to improve student achievement in all subjects. Students were placed into enrichment groups based on MAP data to receive intensive, small group instruction. Our struggling students participated in the Response to Intervention (RTI) program to receive individualized interventions aimed at identifying strategies that would make the student more successful. Our newly created Math & Science Lab provided more opportunities for students to experience valuable hands-on instruction.☒

Elections were held for our Student Council officers. One of our 5th grade students won 1st place in a statewide Safe Side Art Contest. An after school program was tailored to meet the instructional needs of all participating students at Douglas Elementary. The Accelerated Reader program encouraged students to become fluent readers. Teams of 3rd, 4th and 5th grade students represented Douglas Elementary in the second annual Math Olympiads for the elementary schools of Edgefield County with the 4th grade team placing 1st at their respective grade level.☒

☒

Students and staff participated in many service-learning projects. Money was raised for the Ronald McDonald House by collecting aluminum tabs; DES won the local United Way Challenge; collected Box Tops for Education, sent 56 bottles of sun screen to active military soldiers stationed in the Middle East; raised \$1848 for Relay For Life; performed Jump Rope For Heart activities; and many were members of the Just Say No Club.☒

☒

Our community members continue to provide tremendous support for our school by contributing their time and resources for the continued growth and development toward our goals. An active PTO provides educational supplies and creates opportunities for our students, parents and teachers to work together as a team.☒

☒

Abbreviations Key

N/A-Not Applicable

N/AV-Not Available

N/C-Not Collected

N/R-Not Reported

I/S-Insufficient Sample

TBD-To Be Determined