



SC Annual School  
Report Card  
Summary

William M. Reeves Elementary School  
DORCHESTER 2  
Grades: PK-5 Enrollment: 1,106  
Principal: Laura Blanchard  
Superintendent: Joseph R. Pye  
Board Chair: Gail Hughes

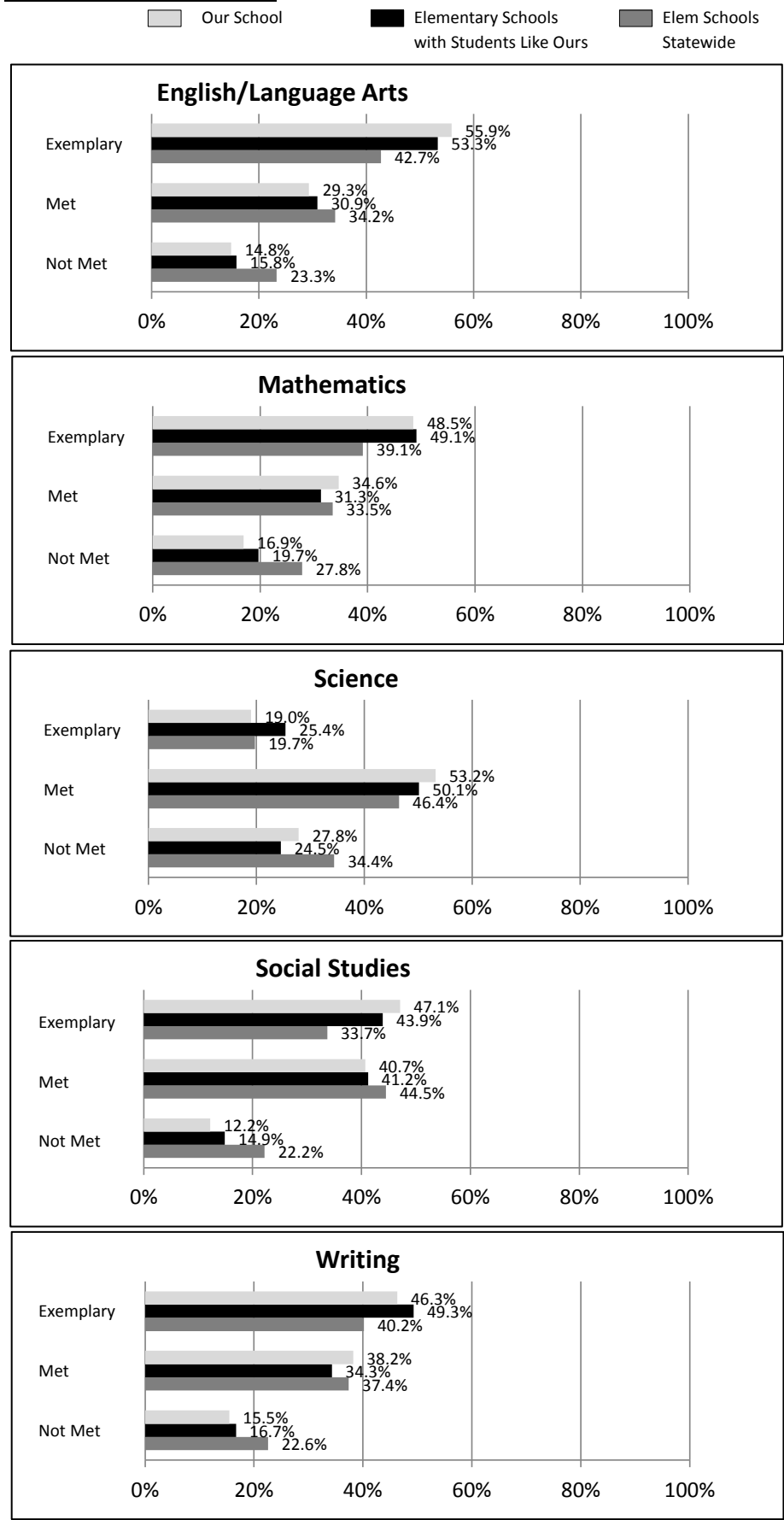
PERFORMANCE		Comprehensive detail, including definitions of ratings, performance criteria, and explanations of status, is available on <a href="http://www.ed.sc.gov">www.ed.sc.gov</a> and <a href="http://www.eoc.sc.gov">www.eoc.sc.gov</a> as well as school and school district websites. Printed versions are available from school districts upon request.					
YEAR	ABSOLUTE RATING	GROWTH RATING	PALMETTO GOLD AND SILVER AWARD		ESEA/FEDERAL ACCOUNTABILITY RATING SYSTEM		
			General Performance	Closing the Gap	ESEA Grade	Accountability Indicator	
2014	Excellent	Good	TBD	TBD	A	N/A	
2013	Excellent	Good	GOLD	GOLD	A	N/A	
2012	Excellent	Excellent	GOLD	SILVER	B	N/A	

ABSOLUTE RATINGS OF ELEMENTARY SCHOOLS WITH STUDENTS LIKE OURS\*

EXCELLENT	GOOD	AVERAGE	BELOW AVERAGE	AT-RISK
44	17	4	1	0


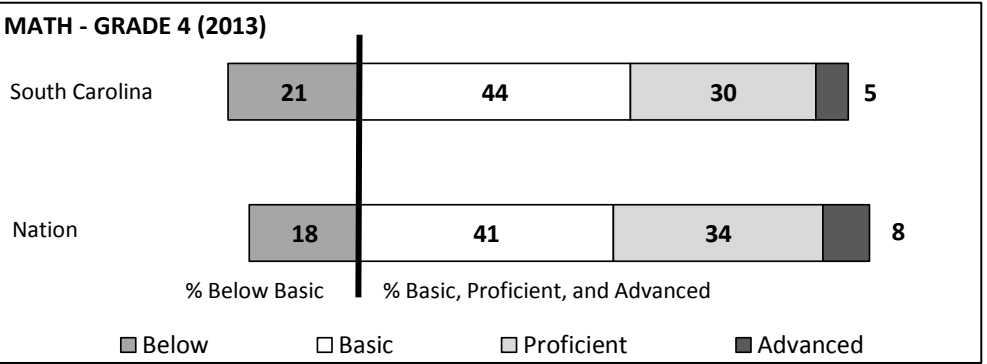
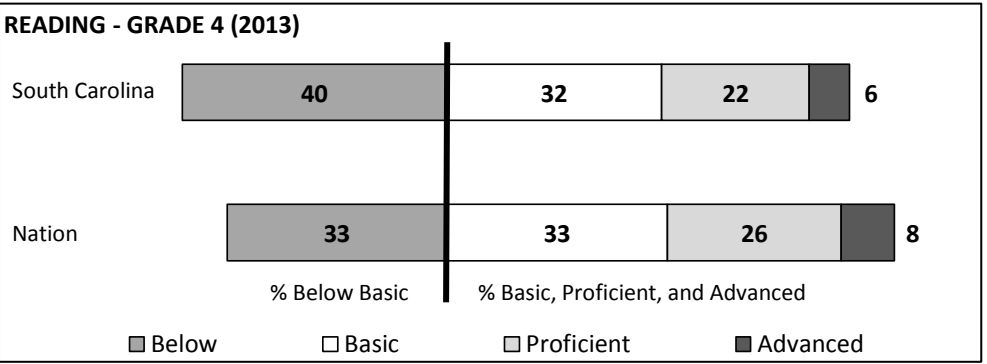
\* Ratings are calculated with data available by 04/27/2015. Schools with Students Like Ours are Elementary Schools with Poverty Indices of no more than 5% above or below the index for this school.

SC PASS PERFORMANCE



NAEP\*

\*Performance reported for SC and nation, data not available at school level. Percentages at NAEP Achievement Levels.



SC PERFORMANCE VISION

By 2020 all students will graduate with the knowledge and skills necessary to compete successfully in the global economy, participate in a democratic society and contribute positively as members of families and communities.

Abbreviations Key

N/A-Not Applicable N/AV-Not Available N/C-Not Collected N/R-Not Reported I/S-Insufficient Sample TBD-To Be Determined

William M. Reeves Elementary School  
DORCHESTER 2  
SCHOOL PROFILE

	Our School	Change from Last Year	Elementary Schools with Students Like Ours	Median Elementary Schools
Students (n = 1,106)				
Retention rate	1.7%	Up from 1.1%	0.7%	1.0%
Attendance rate	96.1%	Down from 96.4%	96.8%	96.5%
Served by gifted and talented program	10.0%	Up from 8.7%	10.8%	7.3%
With disabilities	8.4%	Up from 8.2%	10.9%	12.5%
Older than usual for grade	1.2%	Up from 0.8%	1.2%	1.8%
Out-of-school suspensions or expulsions for violent and/or criminal offenses	0.3%	Up from 0.1%	0.0%	0.0%
Teachers (n = 65)				
Teachers with advanced degrees	52.3%	Up from 48.4%	63.6%	62.3%
Continuing contract teachers	80.0%	Up from 79.0%	82.3%	81.2%
Teachers returning from previous year	91.4%	Down from 92.0%	90.2%	88.4%
Teacher attendance rate	93.4%	Up from 93.2%	95.6%	95.3%
Average teacher salary*	\$47,323	Up 4.2%	\$49,724	\$47,902
Classes not taught by highly qualified teachers	0.0%	No change	0.0%	0.0%
Professional development days/teacher	13.3 days	Down from 15.0 days	10.4 days	10.9 days
School				
Principal's years at school	7.0	Up from 6.0	4.5	4.0
Student-teacher ratio in core subjects	20.0 to 1	Up from 19.9 to 1	20.2 to 1	19.9 to 1
Prime instructional time	87.0%	Down from 87.4%	91.6%	90.7%
Opportunities in the arts	Good	No change	Good	Good
SACS accreditation	Yes	No change	Yes	Yes
Parents attending conferences	100.0%	No change	100.0%	100.0%
Character development program	Excellent	Up from Good	Excellent	Excellent
Dollars spent per pupil**	\$6,235	Up 0.9%	\$7,136	\$7,680
Percent of expenditures for instruction**	62.7%	Down from 64.0%	68.0%	66.8%
Percent of expenditures for teacher salaries**	61.7%	Up from 61.0%	67.0%	66.0%
ESEA composite index score	92.2	Down from 95.7	92.2	85.7

\* Length of contract = 185+ days.  
\*\*Prior year audited financial data available.

EVALUATION RESULTS

	Teachers	Students*	Parents*
Number of surveys returned	57	152	63
Percent satisfied with learning environment	100.0%	94.7%	95.2%
Percent satisfied with social and physical environment	98.2%	94.1%	93.7%
Percent satisfied with school-home relations	94.7%	90.8%	87.3%

\*Only students at the highest elementary school grade level at this school and their parents were included.

Comprehensive detail, including definitions of ratings, performance criteria, and explanations of status, is available on [www.ed.sc.gov](http://www.ed.sc.gov) and [www.eoc.sc.gov](http://www.eoc.sc.gov) as well as school and school district websites.

Printed versions are available from school districts upon request.

REPORT OF PRINCIPAL AND SCHOOL IMPROVEMENT COUNCIL

"Marlins ROCK" is more than a motto for our students. It is a belief that is held in the hearts and minds of our school family. We are Responsible educators who strive to create an Organized environment that models Character and values Knowledge. Our teachers, staff and parents strive to create an atmosphere that builds community and sets high standards that encourage our students to push their limits and exceed beyond expectations. We are honored to have been named a Palmetto’s Finest School in the spring of 2011.☐

☐

Our beautiful, nautical- themed facility opened its doors in 2007 with 842 students, and we currently serve 1125 Child Development through 5th grade students. The school is located in a rapidly developing area of Dorchester County.☐

☐

“Teamwork is the ability to work together toward a common vision. It’s the fuel that allows common people to obtain uncommon results.” (Andrew Carnegie) The message of TEAM is communicated daily throughout the system. Our principal and teachers host back to school nights and events for all grade levels. On curriculum night, staff shares with parents and students expectations/standards for learning for the upcoming year and solicits support in meeting our goals. Monthly meetings of PTA, SIC, student council, grade representatives/leadership team, and PBIS leadership team help to drive the mission and vision of Reeves. Monthly data meetings are held to review the most up to date data for each grade level. The philosophies of the school community and the vision for the school are shared and shaped through collaborative team meetings. ☐

We have technologically up-to-date computer labs that are utilized by teachers and students on a regular basis to develop PowerPoint programs, to conduct research, to work in their individual learning portfolios within the Compass program, and to develop computer literacy skills. Each class has iPads, SMART Boards (interactive whiteboard), wireless headsets, an LCD, a set of Senteo clickers, and most have computers to enhance instruction and learning. We integrate PBL (Project Based Learning), switch classrooms, and utilize other tools to better serve our students.☐

☐

We have received a Palmetto Gold award for student achievement and a Palmetto Gold award for Closing the Achievement Gap. We are excited to see our kids learn and grow. We will continue to create an environment that is safe and happy, and that sets the stage for learning.☐

☐

Laura Blanchard, Principal ☐

☐

Traci Simonetti, SIC Chair