



SC Annual School Report Card Summary

Eagle Nest Elementary School
DORCHESTER 2
Grades: PK-5 Enrollment: 910
Principal: Dr. Tamara Diebold
Superintendent: Joseph R. Pye
Board Chair: Gail Hughes

PERFORMANCE Comprehensive detail, including definitions of ratings, performance criteria, and explanations of status, is available on www.ed.sc.gov and www.eoc.sc.gov as well as school and school district websites. Printed versions are available from school districts upon request.

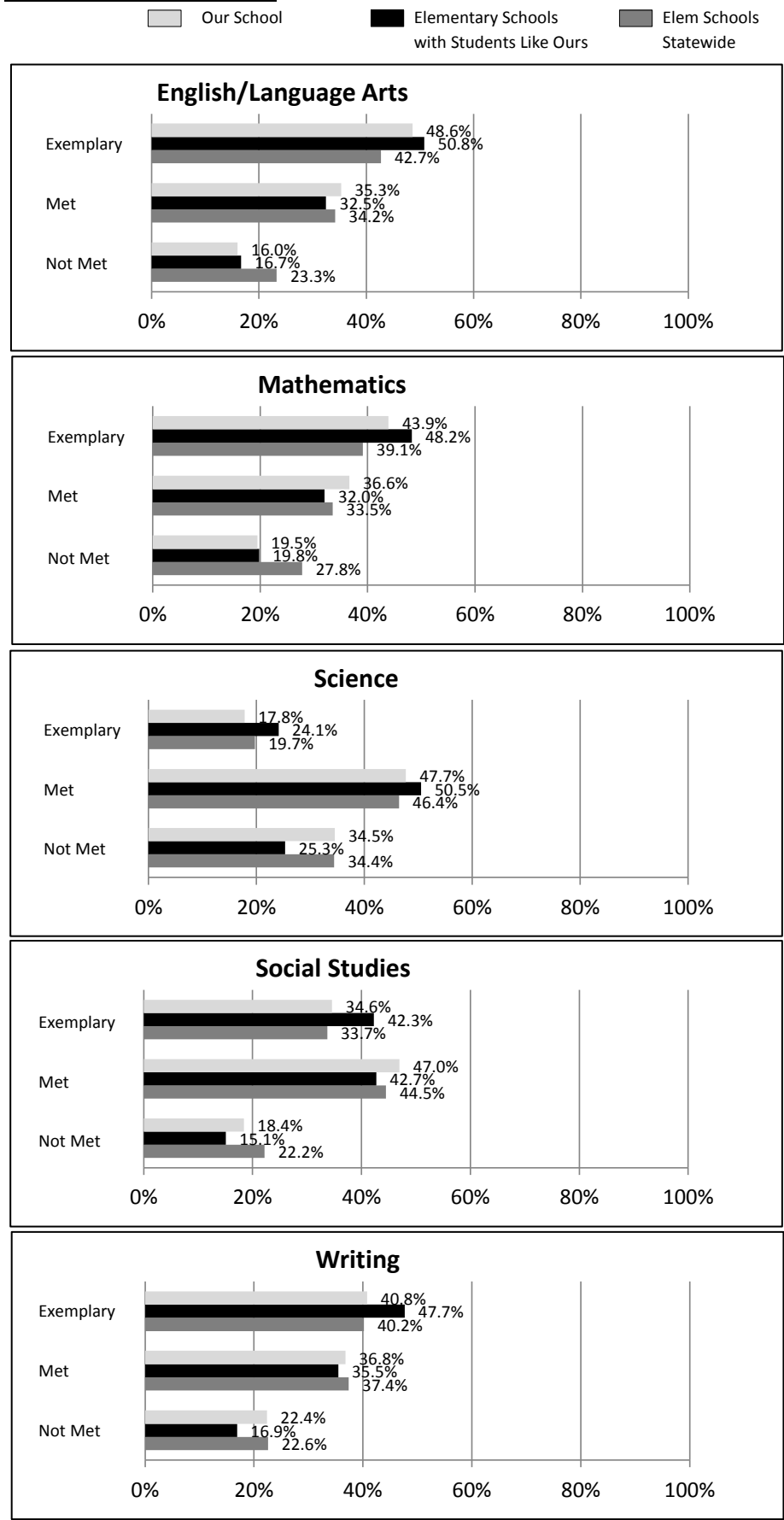
YEAR	ABSOLUTE RATING	GROWTH RATING	PALMETTO GOLD AND SILVER AWARD		ESEA/FEDERAL ACCOUNTABILITY RATING SYSTEM	
			General Performance	Closing the Gap	ESEA Grade	Accountability Indicator
2014	Good	Average	TBD	TBD	B	Focus
2013	Good	Average	N/A	N/A	B	N/A
2012	Good	Good	SILVER	N/A	A	N/A

ABSOLUTE RATINGS OF ELEMENTARY SCHOOLS WITH STUDENTS LIKE OURS*

EXCELLENT	GOOD	AVERAGE	BELOW AVERAGE	AT-RISK
51	33	10	0	0


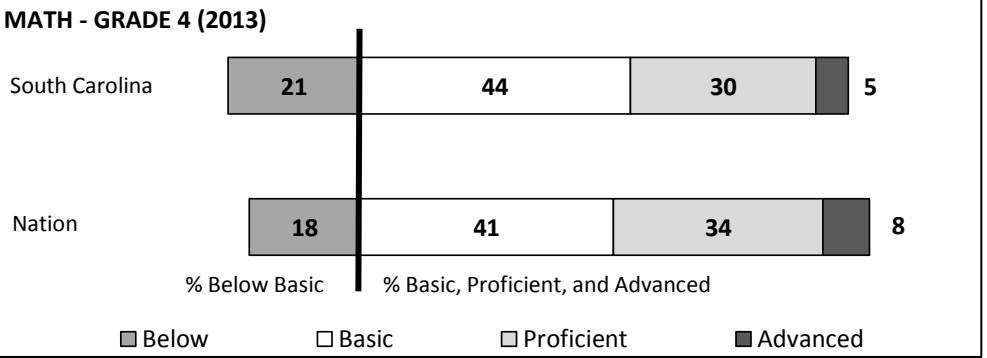
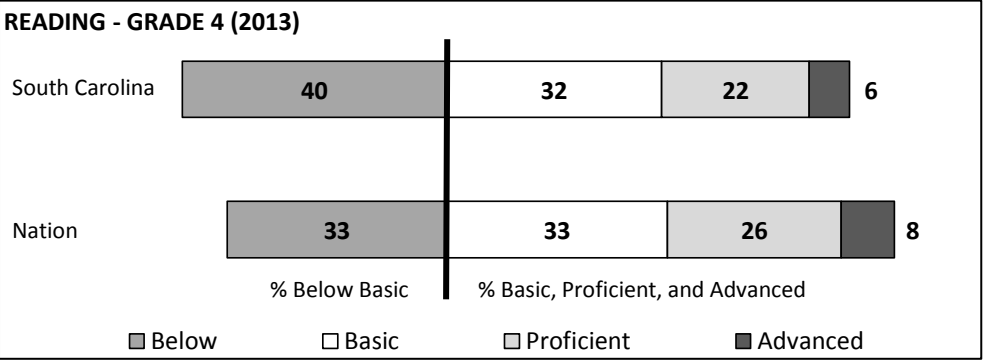
* Ratings are calculated with data available by 04/27/2015. Schools with Students Like Ours are Elementary Schools with Poverty Indices of no more than 5% above or below the index for this school.

SC PASS PERFORMANCE



NAEP*

*Performance reported for SC and nation, data not available at school level. Percentages at NAEP Achievement Levels.



SC PERFORMANCE VISION

By 2020 all students will graduate with the knowledge and skills necessary to compete successfully in the global economy, participate in a democratic society and contribute positively as members of families and communities.

Abbreviations Key

N/A-Not Applicable N/AV-Not Available N/C-Not Collected N/R-Not Reported I/S-Insufficient Sample TBD-To Be Determined

Eagle Nest Elementary School
DORCHESTER 2
SCHOOL PROFILE

	Our School	Change from Last Year	Elementary Schools with Students Like Ours	Median Elementary Schools
Students (n = 910)				
Retention rate	0.5%	Down from 0.8%	0.9%	1.0%
Attendance rate	96.6%	Up from 96.3%	96.6%	96.5%
Served by gifted and talented program	7.6%	Up from 7.0%	9.7%	7.3%
With disabilities	13.2%	Up from 12.4%	11.5%	12.5%
Older than usual for grade	1.8%	Down from 2.1%	1.4%	1.8%
Out-of-school suspensions or expulsions for violent and/or criminal offenses	1.6%	Down from 1.7%	0.0%	0.0%
Teachers (n = 57)				
Teachers with advanced degrees	61.4%	Up from 57.1%	64.2%	62.3%
Continuing contract teachers	70.2%	Up from 69.6%	85.3%	81.2%
Teachers returning from previous year	80.8%	Up from 79.1%	90.7%	88.4%
Teacher attendance rate	94.7%	Down from 95.6%	95.2%	95.3%
Average teacher salary*	\$44,561	Up 3.2%	\$50,041	\$47,902
Classes not taught by highly qualified teachers	0.0%	Down from 1.0%	0.0%	0.0%
Professional development days/teacher	14.2 days	Up from 12.0 days	12.5 days	10.9 days
School				
Principal's years at school	1.0	Down from 6.0	6.0	4.0
Student-teacher ratio in core subjects	19.8 to 1	Up from 18.7 to 1	20.5 to 1	19.9 to 1
Prime instructional time	89.5%	Down from 90.5%	90.8%	90.7%
Opportunities in the arts	Excellent	No change	Good	Good
SACS accreditation	Yes	No change	Yes	Yes
Parents attending conferences	100.0%	No change	100.0%	100.0%
Character development program	Good	No change	Excellent	Excellent
Dollars spent per pupil**	\$6,956	Up 0.6%	\$7,405	\$7,680
Percent of expenditures for instruction**	57.0%	Down from 59.0%	67.5%	66.8%
Percent of expenditures for teacher salaries**	56.7%	Down from 57.0%	66.7%	66.0%
ESEA composite index score	84.2	Down from 87.7	91.7	85.7

* Length of contract = 185+ days.
**Prior year audited financial data available.

EVALUATION RESULTS

	Teachers	Students*	Parents*
Number of surveys returned	68	135	43
Percent satisfied with learning environment	98.5%	90.3%	93.0%
Percent satisfied with social and physical environment	97.0%	87.3%	92.7%
Percent satisfied with school-home relations	95.8%	92.6%	81.8%

*Only students at the highest elementary school grade level at this school and their parents were included.

Comprehensive detail, including definitions of ratings, performance criteria, and explanations of status, is available on www.ed.sc.gov and www.eoc.sc.gov as well as school and school district websites.

Printed versions are available from school districts upon request.

REPORT OF PRINCIPAL AND SCHOOL IMPROVEMENT COUNCIL

Eagle Nest Elementary School started the 2013-2014 school year with 903 students, a new administrative team, countless strengths, endless opportunities, and a commitment to nurture, encourage, succeed, and touch the future. We set out to accomplish our mission of “providing a nurturing environment that encourages relationships, rigor, and relevance for our learning community to grow and succeed.”

The Principal’s Morning Message set the tone for the day each morning. Our commitment to be cornerstone scholars, to lead not follow, to create not destroy, to step up and set a new standard, and to make the choice to be better every day, created a culture of possibilities for our school family. The message served as a guiding tenant for our work this year at The Nest. We started the school year as a group of people and ended it as a family working toward a common goal, success for all children.

The establishment of a monthly Advisory Council where Terrific Kids met with the Principal to provide feedback and suggestions for school improvement and “Time with Tamara” where parents were given the opportunity to share their thoughts and ideas set the stage for the alignment of goals and strategies and guided the work of the School Improvement Council. The Council has focused on the areas in need of improvement as identified through parent feedback and the School Report Card from the previous year. Some of the highlights of our year include the Reading Prize Patrol and Read for the Record, math and technology nights, Math Prize Patrol, fine arts performance nights, an award-winning Robotics team, a successful multi-genre coffee house, PTA movie nights, Trunk or Treat, the establishment of a student emporium, implementation of a Positive Behavior Intervention and Support system and expectation assemblies to improve student behavior, and numerous service learning projects.

Our greatest challenge is involving all parents from our very diverse population. Our efforts to encourage parents to be actively involved included increasing the number of bilingual faculty and staff; utilizing a translator and parent liaison for parent communication and meetings; and staff development to build capacity for meeting the needs of the English Language Learner and their families.

Our plans for the 2014-2015 school year include using benchmark and universal screening data to determine and meet the needs of every child, and ongoing staff development focused on professional learning communities, children in poverty, and the English language learner. We will also become a Thinking Maps® school and will work toward making this a universal language for our school, as we utilize these nonlinguistic tools to improve student achievement in all academic areas. We are excited about our success and cannot wait to see what we can accomplish together in the upcoming school year because, “From the mountains to the sea, Eagle Nest is a great place to be.”

Tamara Diebold, Principal Amanda Clinton, SIC Chairman

N/A-Not Applicable

N/AV-Not Available

N/C-Not Collected

Abbreviations Key
N/R-Not Reported

I/S-Insufficient Sample

TBD-To Be Determined