



SC Annual School
Report Card
Summary

Beech Hill Elementary School
DORCHESTER 2
Grades: PK-5 Enrollment: 1,229
Principal: René Wyatt Harris
Superintendent: Joseph R. Pye
Board Chair: Gail Hughes

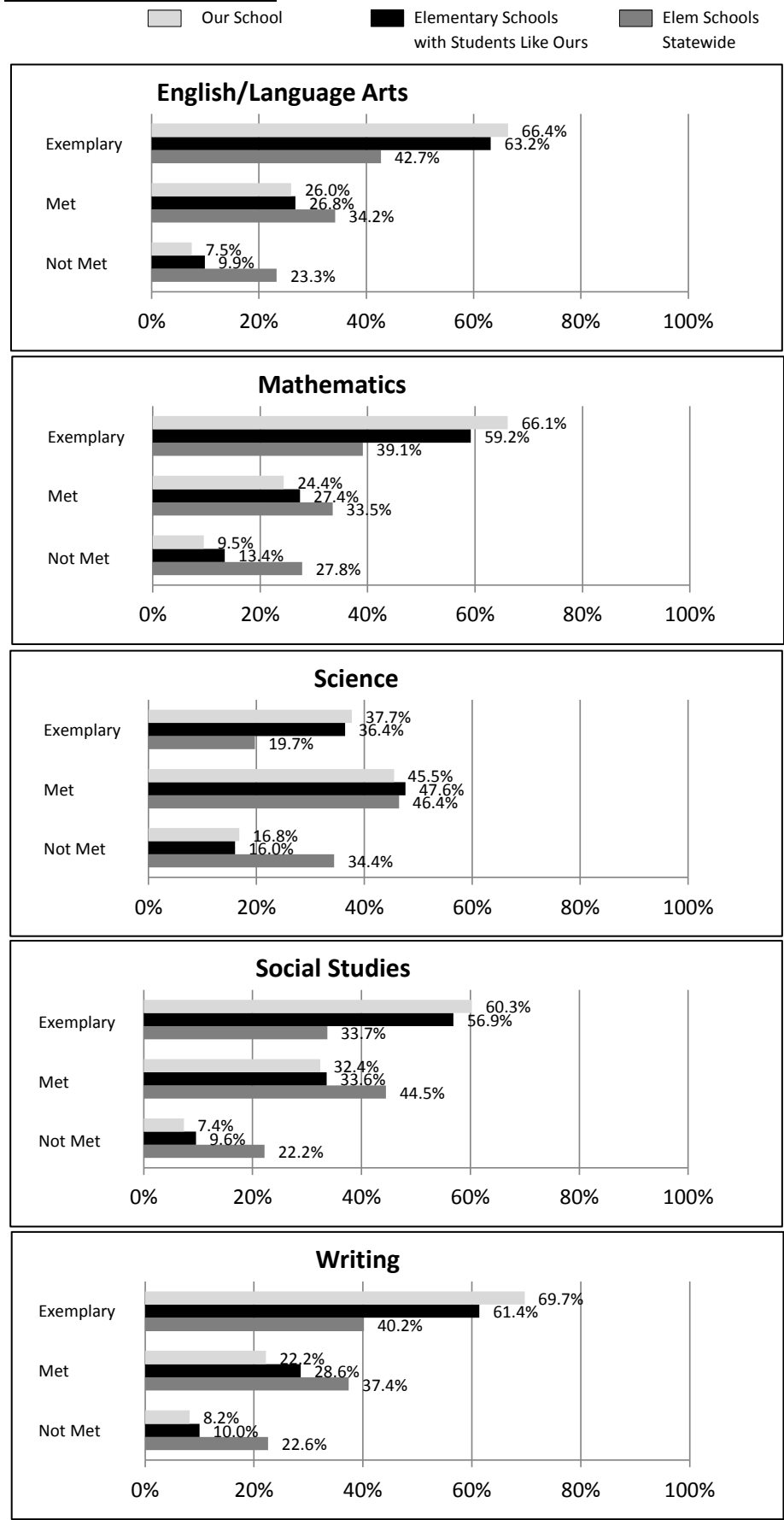
PERFORMANCE		Comprehensive detail, including definitions of ratings, performance criteria, and explanations of status, is available on www.ed.sc.gov and www.eoc.sc.gov as well as school and school district websites. Printed versions are available from school districts upon request.				
YEAR	ABSOLUTE RATING	GROWTH RATING	PALMETTO GOLD AND SILVER AWARD		ESEA/FEDERAL ACCOUNTABILITY RATING SYSTEM	
			General Performance	Closing the Gap	ESEA Grade	Accountability Indicator
2014	Excellent	Excellent	TBD	TBD	A	N/A
2013	Excellent	Excellent	GOLD	SILVER	A	N/A
2012	Excellent	Excellent	GOLD	SILVER	A	N/A

ABSOLUTE RATINGS OF ELEMENTARY SCHOOLS WITH STUDENTS LIKE OURS*

EXCELLENT	GOOD	AVERAGE	BELOW AVERAGE	AT-RISK
31	1	0	0	0


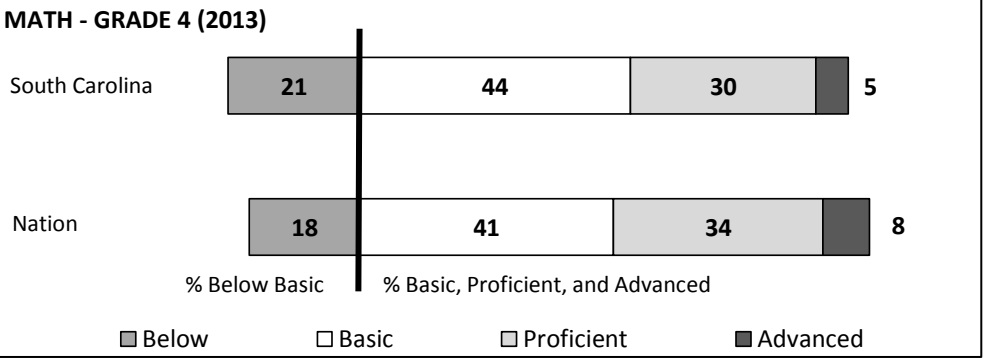
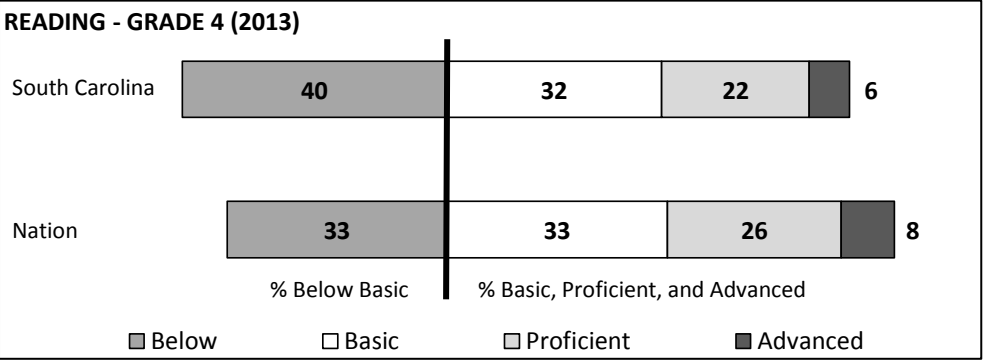
* Ratings are calculated with data available by 04/27/2015. Schools with Students Like Ours are Elementary Schools with Poverty Indices of no more than 5% above or below the index for this school.

SC PASS PERFORMANCE



NAEP*

*Performance reported for SC and nation, data not available at school level. Percentages at NAEP Achievement Levels.



SC PERFORMANCE VISION

By 2020 all students will graduate with the knowledge and skills necessary to compete successfully in the global economy, participate in a democratic society and contribute positively as members of families and communities.

Abbreviations Key

N/A-Not Applicable N/AV-Not Available N/C-Not Collected N/R-Not Reported I/S-Insufficient Sample TBD-To Be Determined

Beech Hill Elementary School
DORCHESTER 2
SCHOOL PROFILE

	Our School	Change from Last Year	Elementary Schools with Students Like Ours	Median Elementary Schools
Students (n = 1,229)				
Retention rate	0.8%	Up from 0.7%	0.6%	1.0%
Attendance rate	96.5%	No change	96.9%	96.5%
Served by gifted and talented program	16.2%	Up from 14.3%	15.3%	7.3%
With disabilities	12.8%	Down from 13.3%	9.5%	12.5%
Older than usual for grade	0.9%	Down from 1.3%	0.9%	1.8%
Out-of-school suspensions or expulsions for violent and/or criminal offenses	0.3%	Up from 0.2%	0.0%	0.0%
Teachers (n = 74)				
Teachers with advanced degrees	50.0%	Down from 50.7%	64.0%	62.3%
Continuing contract teachers	83.8%	Up from 76.1%	84.2%	81.2%
Teachers returning from previous year	88.2%	Down from 90.3%	89.9%	88.4%
Teacher attendance rate	96.2%	Up from 95.1%	95.4%	95.3%
Average teacher salary*	\$44,521	Down 1.3%	\$49,562	\$47,902
Classes not taught by highly qualified teachers	0.0%	No change	0.0%	0.0%
Professional development days/teacher	15.3 days	Up from 14.6 days	11.0 days	10.9 days
School				
Principal's years at school	6.0	Up from 5.0	4.0	4.0
Student-teacher ratio in core subjects	21.2 to 1	Down from 21.6 to 1	20.4 to 1	19.9 to 1
Prime instructional time	91.3%	Up from 90.3%	91.3%	90.7%
Opportunities in the arts	Good	No change	Good	Good
SACS accreditation	Yes	No change	Yes	Yes
Parents attending conferences	100.0%	No change	100.0%	100.0%
Character development program	Excellent	No change	Excellent	Excellent
Dollars spent per pupil**	\$6,225	Down 0.2%	\$7,485	\$7,680
Percent of expenditures for instruction**	65.8%	Down from 67.0%	68.5%	66.8%
Percent of expenditures for teacher salaries**	65.2%	Up from 65.0%	68.0%	66.0%
ESEA composite index score	97.1	Down from 98.1	95.6	85.7

* Length of contract = 185+ days.
**Prior year audited financial data available.

EVALUATION RESULTS

	Teachers	Students*	Parents*
Number of surveys returned	84	204	107
Percent satisfied with learning environment	100.0%	95.1%	93.5%
Percent satisfied with social and physical environment	100.0%	93.6%	96.3%
Percent satisfied with school-home relations	100.0%	93.6%	83.3%

*Only students at the highest elementary school grade level at this school and their parents were included.

Comprehensive detail, including definitions of ratings, performance criteria, and explanations of status, is available on www.ed.sc.gov and www.eoc.sc.gov as well as school and school district websites.

Printed versions are available from school districts upon request.

REPORT OF PRINCIPAL AND SCHOOL IMPROVEMENT COUNCIL

Sand...Sea...Sky; these are iconic features of life at the “Beech.” We embrace the thematic approach as a setting for addressing the needs of the “whole child.” We also use this premise as a venue for promoting our mission, “Beech Hill will lead the way to lifelong learning through excellence, leadership and empowerment.” With strong stakeholder engagement, we make decisions that help prepare our Beacons for 21st century learning in a global market.

Like sand, our composition is multi-faceted, our foundation deceptively strong. For our students, the Beacon Experience is cemented in real world applications that define excellence in concrete ways. Like many schools, we face shifting sands. We tackle greater student needs while operating with smaller budgets, respond to the ever-changing nature of society and react to the exponential growth and diversity of our school community. We meet and mortar these obstacles through shared decision-making with a foundry of parent/community support and resilient fully-functioning professional learning communities.

Our Beacons enjoy a sea of opportunities that address a vast and varied ocean of interests and needs. Students can dive into an array of career explorations or ride a wave of hobbies connected to our lighthouse initiatives. Celebrations like the PASS Achievement Bowl, Terrific Kids, Career Shadow Day Writing Contest, Quiz Bowl, Math is Cool, SMART Night, BoxTops Winners, 100 Book Club and Field Day provide opportunities for all students to feel intelligent and empowered. Events like Special Olympics, Beacon Buddies, Strands on the “Beech”, Cultural Arts Week, PTA Reflections, “Fit at the Beech” Fitness Fair, Career Awareness Day, Big Fox/Little Fox Mentoring, the HOUSE Awards and Tied to Brightness give our Beacons time to embrace the concept of community while gaining global perspectives.

With a sky-high mindset of great expectations for all, we promote critical thinking and metacognition as essential learning tools and lifelong skills. We encourage Beacons to dream big and realize their potential. Activities like the Caring Carnival for the Campbells, Day of Caring, Veterans Day, Market Day, Jump Rope for Heart, Relay for Life and Boosterthon promote inherent rewards, shared vision and nurturing hearts.

Life at the “Beech” is filled with scenes of sand, sea and sky. Here students, parents, teachers and community helpers work together to create a scene where excellence, leadership and empowerment develop and grow. We hold fast to these iconic features because they define our school’s true vision. Sand, sea and sky: stronger than you think, bigger than you know, higher than you can imagine.

René Wyatt Harris, Principal

Brett Gillis, SIC Chairperson