



SC Annual School Report Card Summary

Windsor Hill Arts Infused Elementary School
DORCHESTER 2
Grades: PK-5 Enrollment: 813
Principal: Vernisa Y. Bodison
Superintendent: Joseph R. Pye
Board Chair: Gail Hughes

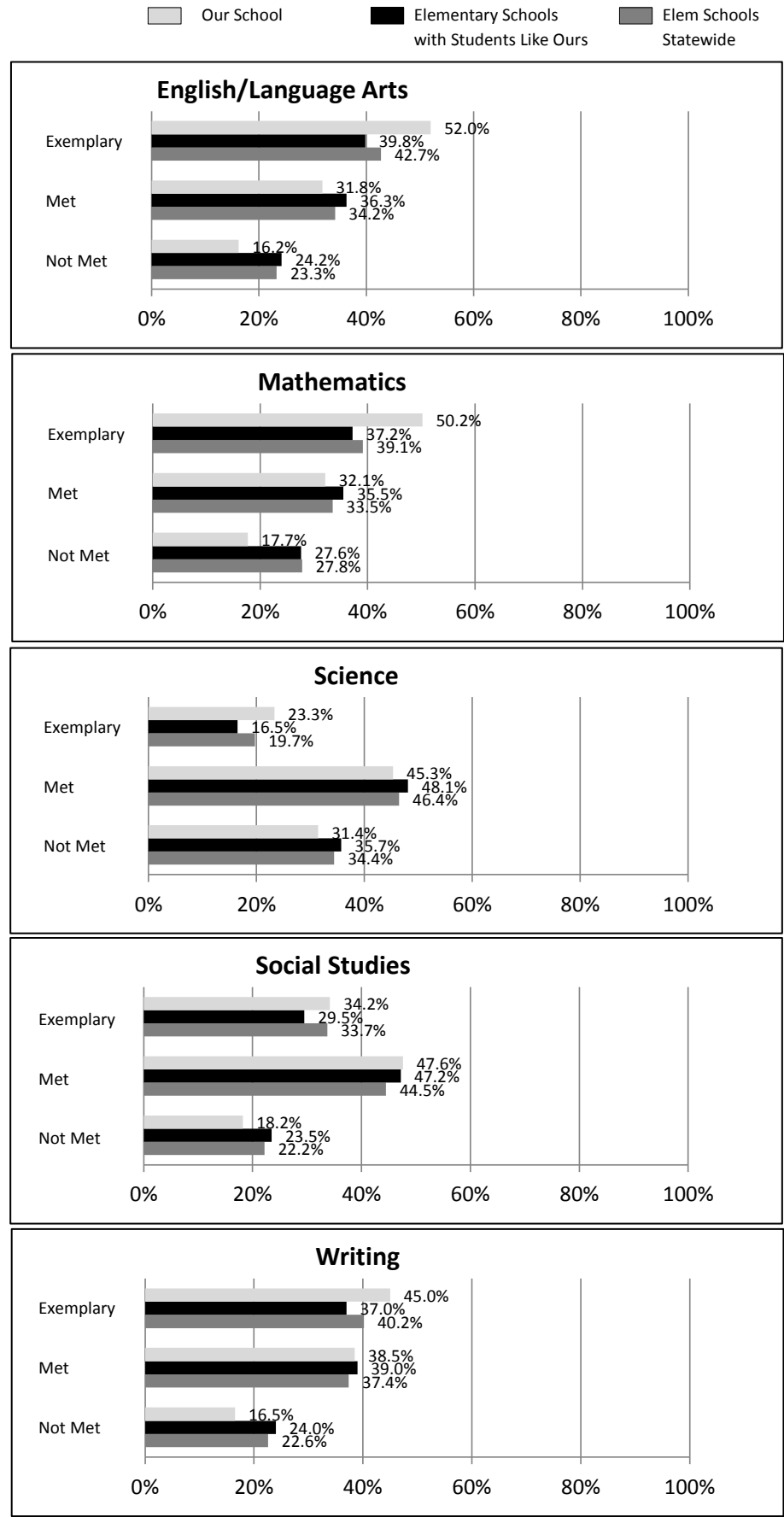
PERFORMANCE		Comprehensive detail, including definitions of ratings, performance criteria, and explanations of status, is available on www.ed.sc.gov and www.eoc.sc.gov as well as school and school district websites. Printed versions are available from school districts upon request.					
YEAR	ABSOLUTE RATING	GROWTH RATING	PALMETTO GOLD AND SILVER AWARD		ESEA/FEDERAL ACCOUNTABILITY RATING SYSTEM		
			General Performance	Closing the Gap	ESEA Grade	Accountability Indicator	
2014	Excellent	Excellent	TBD	TBD	A	Reward	
2013	Excellent	Average	GOLD	N/A	A	Focus	
2012	Good	Excellent	GOLD	GOLD	B	Focus	

ABSOLUTE RATINGS OF ELEMENTARY SCHOOLS WITH STUDENTS LIKE OURS*

EXCELLENT	GOOD	AVERAGE	BELOW AVERAGE	AT-RISK
24	32	73	3	1


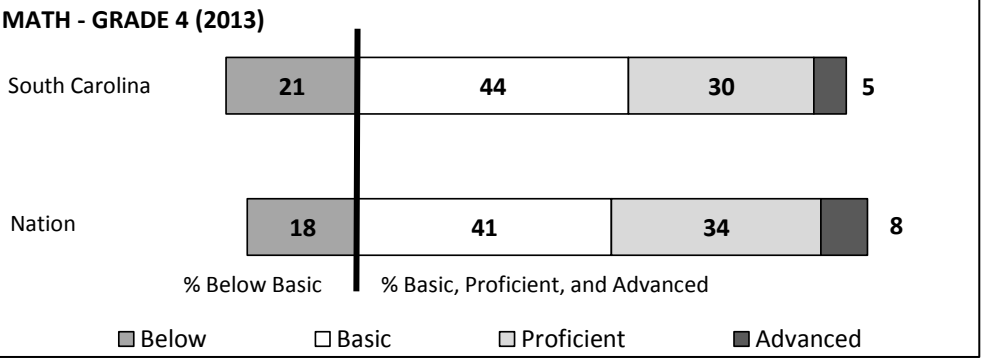
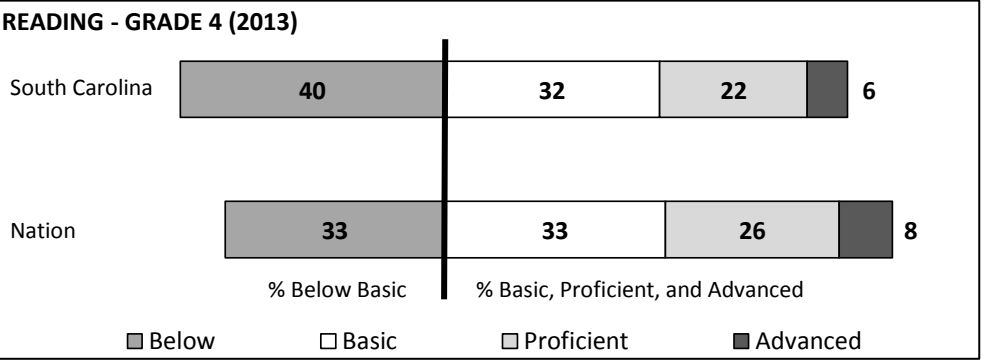
* Ratings are calculated with data available by 04/27/2015. Schools with Students Like Ours are Elementary Schools with Poverty Indices of no more than 5% above or below the index for this school.

SC PASS PERFORMANCE



NAEP*

*Performance reported for SC and nation, data not available at school level. Percentages at NAEP Achievement Levels.



SC PERFORMANCE VISION

By 2020 all students will graduate with the knowledge and skills necessary to compete successfully in the global economy, participate in a democratic society and contribute positively as members of families and communities.

Abbreviations Key

N/A-Not Applicable	N/AV-Not Available	N/C-Not Collected	N/R-Not Reported	I/S-Insufficient Sample	TBD-To Be Determined
--------------------	--------------------	-------------------	------------------	-------------------------	----------------------

Windsor Hill Arts Infused Elementary School
DORCHESTER 2
SCHOOL PROFILE

	Our School	Change from Last Year	Elementary Schools with Students Like Ours	Median Elementary Schools
Students (n = 813)				
Retention rate	1.1%	Up from 0.9%	1.2%	1.0%
Attendance rate	96.5%	No change	96.2%	96.5%
Served by gifted and talented program	5.4%	Down from 5.6%	6.5%	7.3%
With disabilities	9.6%	Down from 9.7%	14.0%	12.5%
Older than usual for grade	1.4%	No change	2.1%	1.8%
Out-of-school suspensions or expulsions for violent and/or criminal offenses	1.1%	Down from 1.3%	0.0%	0.0%
Teachers (n = 57)				
Teachers with advanced degrees	54.4%	Up from 51.7%	60.6%	62.3%
Continuing contract teachers	82.5%	Up from 78.3%	82.9%	81.2%
Teachers returning from previous year	82.3%	Down from 84.7%	88.9%	88.4%
Teacher attendance rate	94.6%	Down from 95.1%	95.3%	95.3%
Average teacher salary*	\$45,131	Up 0.9%	\$48,207	\$47,902
Classes not taught by highly qualified teachers	0.0%	No change	0.0%	0.0%
Professional development days/teacher	16.0 days	Up from 12.7 days	10.6 days	10.9 days
School				
Principal's years at school	3.0	Up from 2.0	4.0	4.0
Student-teacher ratio in core subjects	18.3 to 1	Up from 17.9 to 1	19.9 to 1	19.9 to 1
Prime instructional time	89.1%	Down from 89.5%	90.0%	90.7%
Opportunities in the arts	Excellent	No change	Good	Good
SACS accreditation	Yes	No change	Yes	Yes
Parents attending conferences	100.0%	No change	100.0%	100.0%
Character development program	Excellent	No change	Excellent	Excellent
Dollars spent per pupil**	\$7,800	Up 5.6%	\$7,827	\$7,680
Percent of expenditures for instruction**	61.9%	Down from 65.0%	65.7%	66.8%
Percent of expenditures for teacher salaries**	61.5%	Down from 62.0%	64.8%	66.0%
ESEA composite index score	90.7	Down from 96.5	84.1	85.7

* Length of contract = 185+ days.
**Prior year audited financial data available.

EVALUATION RESULTS

	Teachers	Students*	Parents*
Number of surveys returned	61	116	31
Percent satisfied with learning environment	100.0%	89.7%	96.8%
Percent satisfied with social and physical environment	100.0%	80.4%	96.8%
Percent satisfied with school-home relations	86.9%	88.0%	80.7%

*Only students at the highest elementary school grade level at this school and their parents were included.

Comprehensive detail, including definitions of ratings, performance criteria, and explanations of status, is available on www.ed.sc.gov and www.eoc.sc.gov as well as school and school district websites.

Printed versions are available from school districts upon request.

REPORT OF PRINCIPAL AND SCHOOL IMPROVEMENT COUNCIL

Windsor Hill Arts Infused Elementary School is a Title I school located in North Charleston and serves approximately 850 students in grades 4K-5th. Our school mission is to provide meaningful opportunities through arts-infused, technology-based, and differentiated learning experiences that create lifelong learners. We focus heavily on three critical components for student success: arts infusion, technology integration, and differentiated instruction.

All children attend semester-long classes in instrumental and vocal music, theater arts, 2-dimensional and 3-dimensional visual arts, dance, as well as team and individual sports. Enrichment programs include show choir, boys’ choir, African drumming, drama, media arts and health and wellness, visual arts, and dance.

Students in grades 4K-1 work to build literacy, math, and science skills daily in their classrooms through a computer-based program called Waterford. Second through fifth grade students go to one of four up-to-date computer labs each day to work in the Compass program. SMART Boards, LCD projectors, Airliners, and SMART Response Systems are also at use daily in our classrooms. Students and teachers have access to more than 120 iPads for instructional and learning projects.

Universal screeners are administered three times each year to assess students’ current levels in literacy and math. Interventions are developed based on this information to help all students reach their maximum potential in math and reading. Our district math and literacy models devote time to differentiated instruction through small group and individualized lessons.

Our school is a PBIS Banner School. Students learn to SOAR on the Hill by meeting expectations in the areas of Safety, Organization, Achievement, and Respect. Scripted lessons, classroom guidance, and character education support students as they strive each day to become their very best. Behavioral and academic achievements are celebrated regularly.

Through work with the PTA Board, School Improvement Council, business partners, community members, parents, and our school faculty, Windsor Hill focuses on student achievement and success. Parents are involved in key decisions regarding the Title I Plan. We work together to provide an environment that creates lifelong learners.

Vernisa Y. Bodison, Principal

Traci O’Rourke, SIC Chairperson

N/A-Not Applicable

N/AV-Not Available

N/C-Not Collected

Abbreviations Key
N/R-Not Reported

I/S-Insufficient Sample

TBD-To Be Determined