



SC Annual School  
Report Card  
Summary

Oakbrook Elementary School  
DORCHESTER 2  
Grades: PK-5 Enrollment: 801  
Principal: Monica D. O'Dea  
Superintendent: Joseph R. Pye  
Board Chair: Gail Hughes

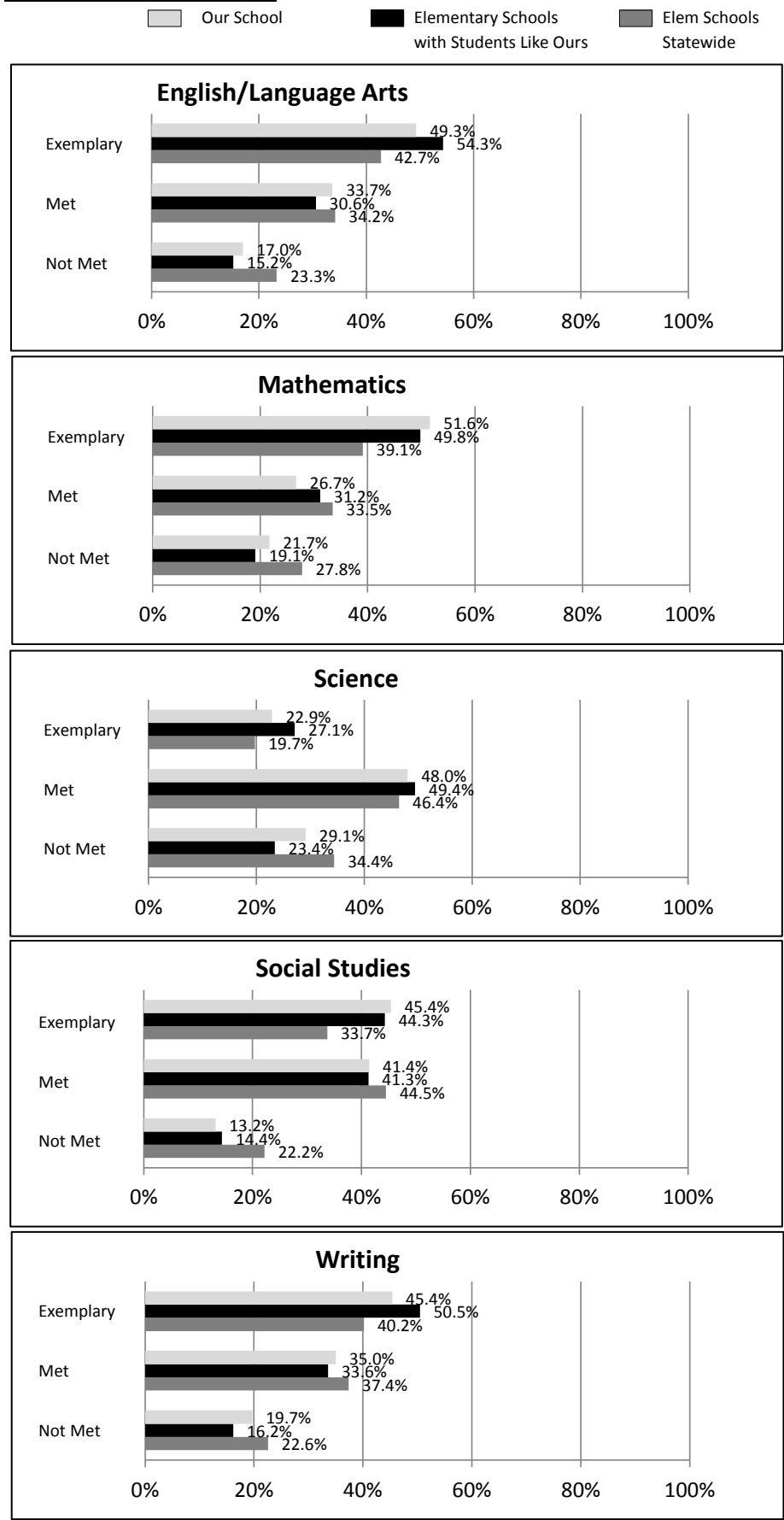
PERFORMANCE		Comprehensive detail, including definitions of ratings, performance criteria, and explanations of status, is available on <a href="http://www.ed.sc.gov">www.ed.sc.gov</a> and <a href="http://www.eoc.sc.gov">www.eoc.sc.gov</a> as well as school and school district websites. Printed versions are available from school districts upon request.				
YEAR	ABSOLUTE RATING	GROWTH RATING	PALMETTO GOLD AND SILVER AWARD		ESEA/FEDERAL ACCOUNTABILITY RATING SYSTEM	
			General Performance	Closing the Gap	ESEA Grade	Accountability Indicator
2014	Excellent	Good	TBD	TBD	A	Focus
2013	Excellent	Good	GOLD	SILVER	A	N/A
2012	Excellent	Excellent	GOLD	SILVER	B	N/A

ABSOLUTE RATINGS OF ELEMENTARY SCHOOLS WITH STUDENTS LIKE OURS\*

EXCELLENT	GOOD	AVERAGE	BELOW AVERAGE	AT-RISK
41	11	2	1	0


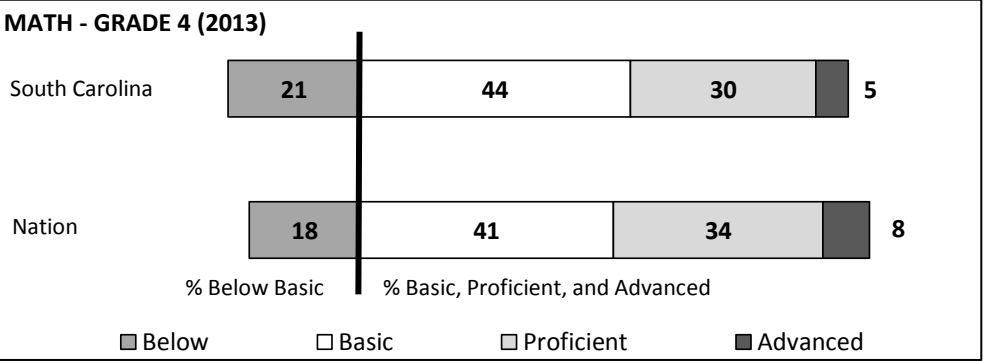
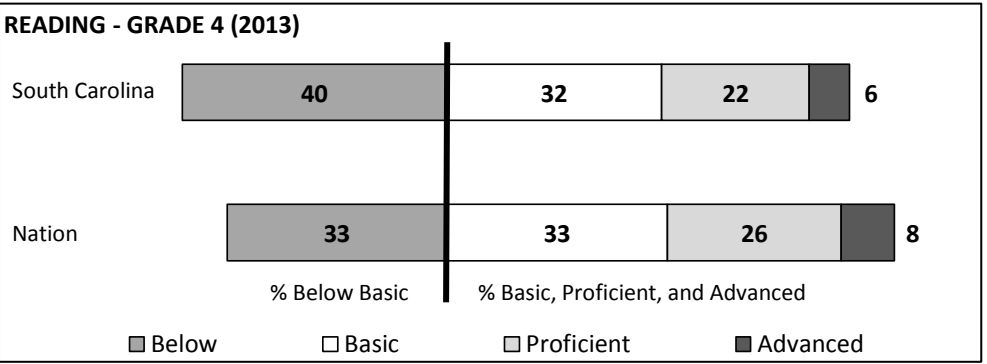
\* Ratings are calculated with data available by 04/27/2015. Schools with Students Like Ours are Elementary Schools with Poverty Indices of no more than 5% above or below the index for this school.

SC PASS PERFORMANCE



NAEP\*

\*Performance reported for SC and nation, data not available at school level. Percentages at NAEP Achievement Levels.



SC PERFORMANCE VISION

By 2020 all students will graduate with the knowledge and skills necessary to compete successfully in the global economy, participate in a democratic society and contribute positively as members of families and communities.

Abbreviations Key

N/A-Not Applicable N/AV-Not Available N/C-Not Collected N/R-Not Reported I/S-Insufficient Sample TBD-To Be Determined

Oakbrook Elementary School  
DORCHESTER 2  
SCHOOL PROFILE

	Our School	Change from Last Year	Elementary Schools with Students Like Ours	Median Elementary Schools
Students (n = 801)				
Retention rate	0.6%	Down from 1.6%	0.8%	1.0%
Attendance rate	96.4%	Up from 96.1%	96.9%	96.5%
Served by gifted and talented program	9.9%	Down from 10.0%	11.7%	7.3%
With disabilities	11.6%	Up from 11.4%	10.8%	12.5%
Older than usual for grade	1.1%	Down from 1.3%	1.3%	1.8%
Out-of-school suspensions or expulsions for violent and/or criminal offenses	0.6%	Down from 2.4%	0.0%	0.0%
Teachers (n = 52)				
Teachers with advanced degrees	61.5%	Up from 57.4%	64.3%	62.3%
Continuing contract teachers	82.7%	Down from 83.3%	82.4%	81.2%
Teachers returning from previous year	83.5%	Up from 82.1%	90.3%	88.4%
Teacher attendance rate	95.6%	Up from 95.0%	95.6%	95.3%
Average teacher salary*	\$48,064	Up 2.0%	\$48,499	\$47,902
Classes not taught by highly qualified teachers	0.0%	No change	0.0%	0.0%
Professional development days/teacher	19.2 days	Up from 15.6 days	10.0 days	10.9 days
School				
Principal's years at school	7.0	Up from 6.0	4.0	4.0
Student-teacher ratio in core subjects	18.6 to 1	Up from 17.8 to 1	20.2 to 1	19.9 to 1
Prime instructional time	90.9%	Up from 90.0%	91.5%	90.7%
Opportunities in the arts	Excellent	No change	Good	Good
SACS accreditation	Yes	No change	Yes	Yes
Parents attending conferences	100.0%	Up from 99.7%	100.0%	100.0%
Character development program	Excellent	No change	Excellent	Excellent
Dollars spent per pupil**	\$7,650	Up 1.8%	\$7,103	\$7,680
Percent of expenditures for instruction**	57.7%	Down from 59.0%	67.8%	66.8%
Percent of expenditures for teacher salaries**	57.2%	Down from 58.0%	67.3%	66.0%
ESEA composite index score	91.5	Down from 92.4	92.4	85.7

\* Length of contract = 185+ days.  
\*\*Prior year audited financial data available.

EVALUATION RESULTS

	Teachers	Students*	Parents*
Number of surveys returned	56	123	34
Percent satisfied with learning environment	98.2%	89.4%	100.0%
Percent satisfied with social and physical environment	100.0%	89.1%	97.1%
Percent satisfied with school-home relations	94.6%	89.9%	88.2%

\*Only students at the highest elementary school grade level at this school and their parents were included.

Comprehensive detail, including definitions of ratings, performance criteria, and explanations of status, is available on [www.ed.sc.gov](http://www.ed.sc.gov) and [www.eoc.sc.gov](http://www.eoc.sc.gov) as well as school and school district websites.

Printed versions are available from school districts upon request.

REPORT OF PRINCIPAL AND SCHOOL IMPROVEMENT COUNCIL

Oakbrook Elementary School continues to “Plant Seeds of Excellence”. Our revised mission statement, “Oakbrook Elementary School provides students with the skills necessary to be college and career ready with rigor, relevance and relationships” drives our decision-making. With the implementation of more rigorous learning standards in grades 3 – 5 this current year, we now have all grades, kindergarten through fifth, implementing more rigorous learning standards.

Oakbrook Elementary has strong parent and community support. The focus of our School Improvement Council meetings this year was to share information about new initiatives. In grades K-5, we implemented “Units of Study”, a writing program by Lucy Caukins to strengthen the writing skills of students at Oakbrook Elementary. We know that in order to be college and career ready, our students must be strong writers. We also shared information on more rigorous learning standards at all grade levels and how the standards increased in difficulty through each grade level. Assessing what the students know and are able to do, and utilizing data to plan future learning was explained at these meetings along with Parent Information Nights for our kindergarten through second grade parents. We will continue to work on partnering with parents on how to best support their children’s learning at home.

Another new initiative was our Health and Wellness campaign partnering with MUSC and Boeing. Through this initiative, our school family identified strengths and areas of improvement to increase the overall health and wellness of our students, faculty and families. A total of \$2100 was awarded for future initiatives for the 2014-2015 school year.

This year our students participated in the second annual Oakie Spoleto. Students experienced various cultural events such as an opera singer, string and band groups, various percussion instruments, mural and film making, metal sculpting, sweet grass basket making, as well as origami.

We are proud of our accomplishments of Palmetto Gold for Academic Excellence and Palmetto Silver for Closing the Achievement Gap. We will continue to strive towards excellence and support our learners. Our Title 1 plan continues to focus on Response to Intervention for our students.

With our staff, parents and community working together, we will continue to “Plant Seeds of Excellence.”

Monica O’Dea, Principal

Holly Arnold, SIC Chairperson

N/A-Not Applicable

N/AV-Not Available

N/C-Not Collected

Abbreviations Key  
N/R-Not Reported

I/S-Insufficient Sample

TBD-To Be Determined