



SC Annual School
Report Card
Summary

Knightsville Elementary School
DORCHESTER 2
Grades: PK-5 Enrollment: 1,378
Principal: Dr. Wally Baird
Superintendent: Joseph R. Pye
Board Chair: Gail Hughes

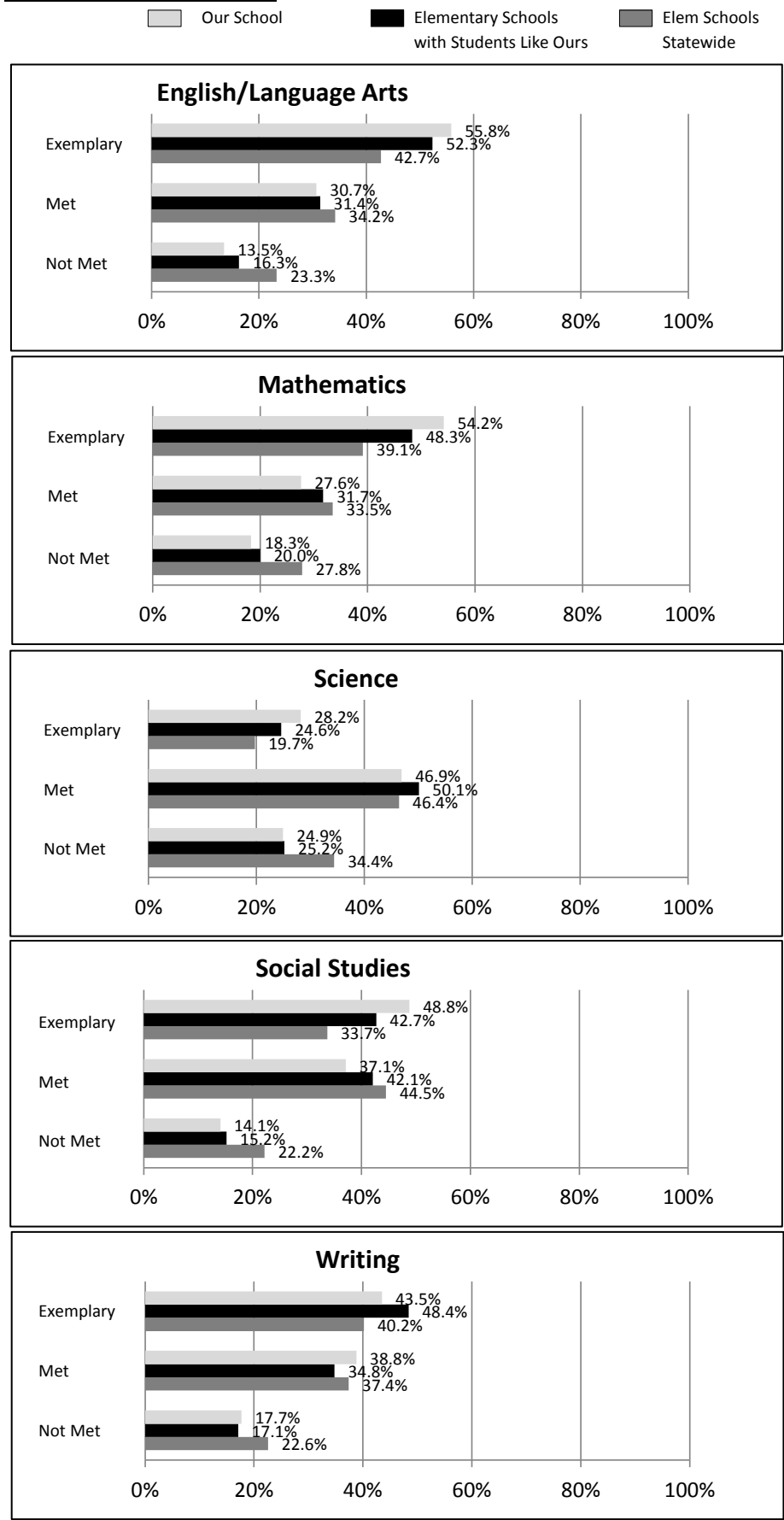
PERFORMANCE		Comprehensive detail, including definitions of ratings, performance criteria, and explanations of status, is available on www.ed.sc.gov and www.eoc.sc.gov as well as school and school district websites. Printed versions are available from school districts upon request.				
YEAR	ABSOLUTE RATING	GROWTH RATING	PALMETTO GOLD AND SILVER AWARD		ESEA/FEDERAL ACCOUNTABILITY RATING SYSTEM	
			General Performance	Closing the Gap	ESEA Grade	Accountability Indicator
2014	Excellent	Good	TBD	TBD	A	N/A
2013	Excellent	Good	GOLD	N/A	B	N/A
2012	Excellent	Excellent	GOLD	GOLD	B	N/A

ABSOLUTE RATINGS OF ELEMENTARY SCHOOLS WITH STUDENTS LIKE OURS*

EXCELLENT	GOOD	AVERAGE	BELOW AVERAGE	AT-RISK
43	21	5	1	0


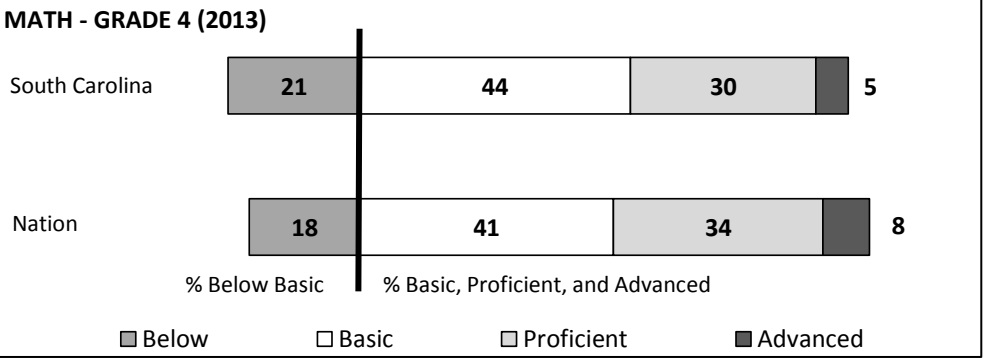
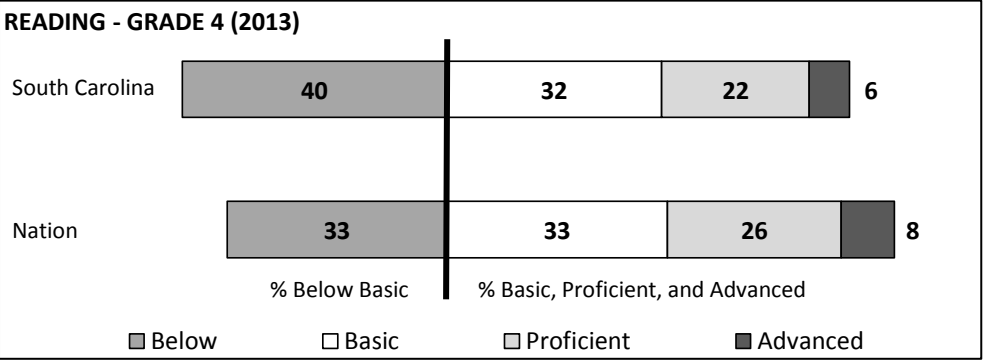
* Ratings are calculated with data available by 04/27/2015. Schools with Students Like Ours are Elementary Schools with Poverty Indices of no more than 5% above or below the index for this school.

SC PASS PERFORMANCE



NAEP*

*Performance reported for SC and nation, data not available at school level. Percentages at NAEP Achievement Levels.



SC PERFORMANCE VISION

By 2020 all students will graduate with the knowledge and skills necessary to compete successfully in the global economy, participate in a democratic society and contribute positively as members of families and communities.

Abbreviations Key

N/A-Not Applicable N/AV-Not Available N/C-Not Collected N/R-Not Reported I/S-Insufficient Sample TBD-To Be Determined

Knightsville Elementary School
DORCHESTER 2
SCHOOL PROFILE

	Our School	Change from Last Year	Elementary Schools with Students Like Ours	Median Elementary Schools
Students (n = 1,378)				
Retention rate	0.5%	Up from 0.4%	0.6%	1.0%
Attendance rate	96.1%	No change	96.8%	96.5%
Served by gifted and talented program	9.3%	Up from 7.6%	10.1%	7.3%
With disabilities	10.5%	Down from 11.6%	11.3%	12.5%
Older than usual for grade	1.4%	Down from 1.7%	1.3%	1.8%
Out-of-school suspensions or expulsions for violent and/or criminal offenses	0.0%	Down from 0.3%	0.0%	0.0%
Teachers (n = 80)				
Teachers with advanced degrees	43.8%	Down from 44.0%	63.6%	62.3%
Continuing contract teachers	71.3%	Down from 73.3%	82.3%	81.2%
Teachers returning from previous year	84.7%	Up from 84.6%	89.8%	88.4%
Teacher attendance rate	93.0%	Down from 93.6%	95.5%	95.3%
Average teacher salary*	\$46,092	Up 0.3%	\$49,869	\$47,902
Classes not taught by highly qualified teachers	0.0%	No change	0.0%	0.0%
Professional development days/teacher	10.2 days	Down from 11.0 days	10.3 days	10.9 days
School				
Principal's years at school	5.0	Up from 4.0	5.0	4.0
Student-teacher ratio in core subjects	21.5 to 1	Up from 20.5 to 1	20.2 to 1	19.9 to 1
Prime instructional time	87.5%	No change	91.6%	90.7%
Opportunities in the arts	Good	No change	Good	Good
SACS accreditation	Yes	No change	Yes	Yes
Parents attending conferences	100.0%	No change	100.0%	100.0%
Character development program	Excellent	No change	Excellent	Excellent
Dollars spent per pupil**	\$6,178	Down 7.2%	\$7,073	\$7,680
Percent of expenditures for instruction**	64.8%	Down from 66.0%	68.5%	66.8%
Percent of expenditures for teacher salaries**	64.2%	Up from 64.0%	67.6%	66.0%
ESEA composite index score	90.6	Up from 89.3	91.8	85.7

* Length of contract = 185+ days.
**Prior year audited financial data available.

EVALUATION RESULTS

	Teachers	Students*	Parents*
Number of surveys returned	90	181	80
Percent satisfied with learning environment	92.3%	91.2%	82.5%
Percent satisfied with social and physical environment	90.0%	84.7%	83.8%
Percent satisfied with school-home relations	88.9%	94.0%	70.9%

*Only students at the highest elementary school grade level at this school and their parents were included.

Comprehensive detail, including definitions of ratings, performance criteria, and explanations of status, is available on **www.ed.sc.gov** and **www.eoc.sc.gov** as well as school and school district websites.

Printed versions are available from school districts upon request.

REPORT OF PRINCIPAL AND SCHOOL IMPROVEMENT COUNCIL

Knightsville Elementary School is a phenomenal place for children, teachers, and families. It is our privilege to meet the academic, social, and emotional needs for all our boys and girls. We are proud of our 1,400+ children, families, 130 faculty/staff members, and the Knightsville community. Thank you for helping us to maintain the positive atmosphere at Knightsville Elementary.

Our mission statement expresses our desire to create lifelong learners who are able to meet the challenges of the future. We are accomplishing the mission by making a difference in the life of every child, every day. This occurs through building relationships, rigorous instruction, and making learning relevant for every child. Our faculty, staff, parents, and students make KES an outstanding school. We are the proud recipients of the South Carolina Palmetto Gold Award for academic achievement. KES earned this honor because of the high achievement scores. Our school has various extracurricular activities that include a Steel Drum Band, Knightsville Sound, Annual Art Shows, Sculpture Garden, and various other clubs that promote healthy lifestyles.

Children at Knightsville Elementary School not only achieve high academic success, they receive strategic instruction on core lifelong guidelines building character and citizenship. Our Positive Behavior Interventions and Support (PBIS) focuses on our ROAR Procedures – Respect, Order, Achievement, and Responsibility. You will find this as an overall theme when you visit our school.

Our vision focuses on preparing our children to be citizens who love, learn, and lead. It is our desire to create an environment where the adults in the school love children, teach the children to love themselves, and teach them to love others. This environment includes high standards and expectations for learning and citizenship. Our children are expected to learn during every minute of the day. We want the stakeholders at Knightsville Elementary School to be leaders of themselves, others, the community, and the world through the efforts of the school community.

Due to the diligence of the outstanding faculty, student achievement and building relationships will remain a top priority at Knightsville Elementary School as we continue to be an EXCELLENT school! As we partner with Dorchester School District Two and the Knightsville community we are committed to making improvements. We value the overwhelming support from our parents and the community as we partner together to provide the most beneficial educational experiences for our children. It is a privilege and honor to work with such an exceptional school community.

Dr. Wally Baird, Principal Beth Broussard, SIC Chair

N/A-Not Applicable

N/AV-Not Available

N/C-Not Collected

Abbreviations Key
N/R-Not Reported

I/S-Insufficient Sample

TBD-To Be Determined