



# SC Annual School Report Card Summary

East Elementary

DILLON 4

Grades: PK-3

Enrollment: 596

Principal: Bobbie Walters

Superintendent: D. Ray Rogers

Board Chair: Fitzgerald Lytch

## PERFORMANCE

Comprehensive detail, including definitions of ratings, performance criteria, and explanations of status, is available on [www.ed.sc.gov](http://www.ed.sc.gov) and [www.eoc.sc.gov](http://www.eoc.sc.gov) as well as school and school district websites. Printed versions are available from school districts upon request.

YEAR	ABSOLUTE RATING	GROWTH RATING	PALMETTO GOLD AND SILVER AWARD		ESEA/FEDERAL ACCOUNTABILITY RATING SYSTEM	
			General Performance	Closing the Gap	ESEA Grade	Accountability Indicator
2014	Average	Below Average	TBD	TBD	B	Reward
2013	Average	Average	N/A	N/A	A	Reward
2012	Average	At-Risk	N/A	N/A	B	Reward

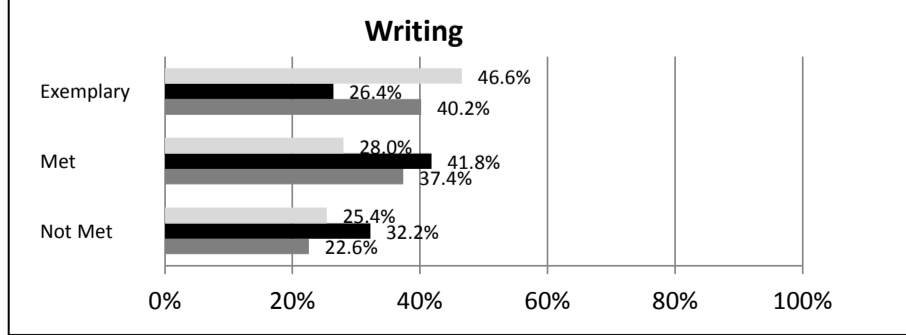
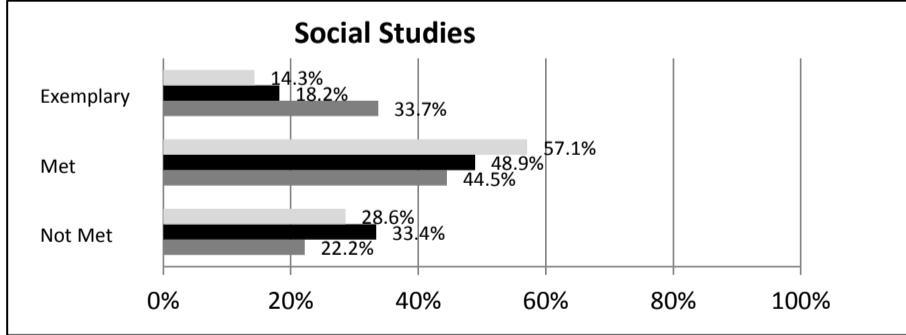
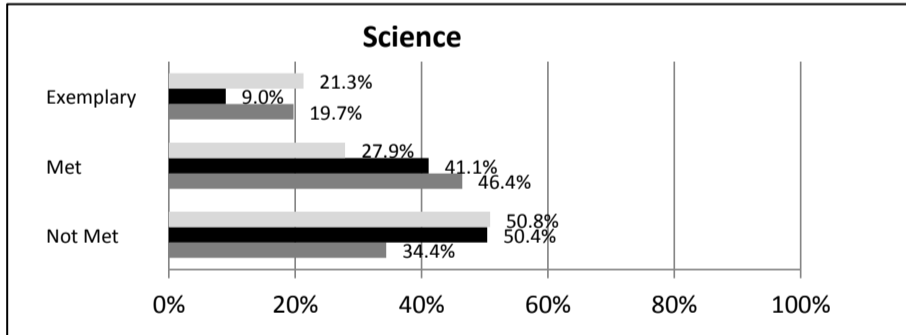
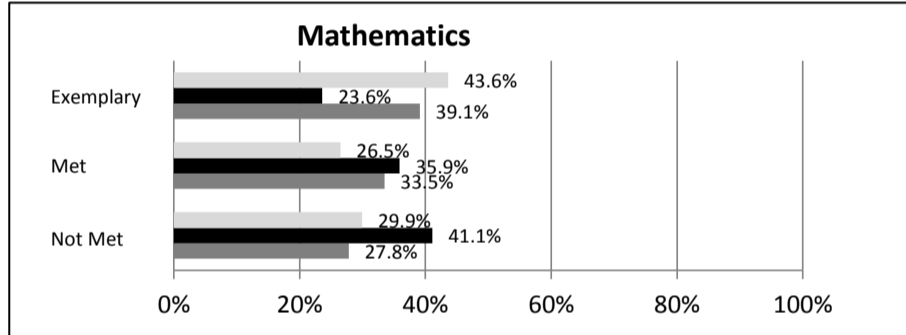
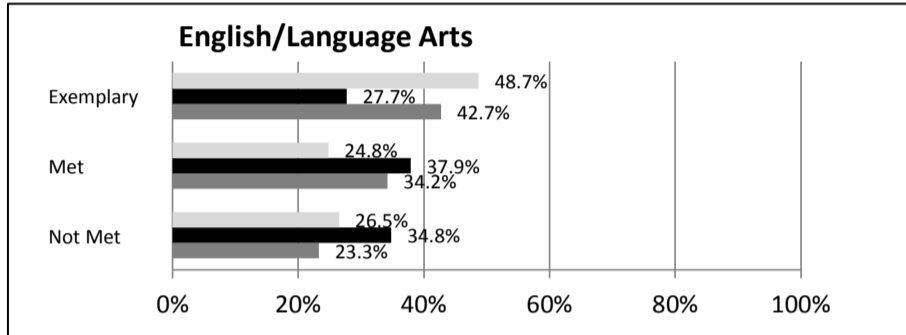
## ABSOLUTE RATINGS OF ELEMENTARY SCHOOLS WITH STUDENTS LIKE OURS\*

EXCELLENT	GOOD	AVERAGE	BELOW AVERAGE	AT-RISK
3	11	129	48	16

\* Ratings are calculated with data available by 04/27/2015. Schools with Students Like Ours are Elementary Schools with Poverty Indices of no more than 5% above or below the index for this school.

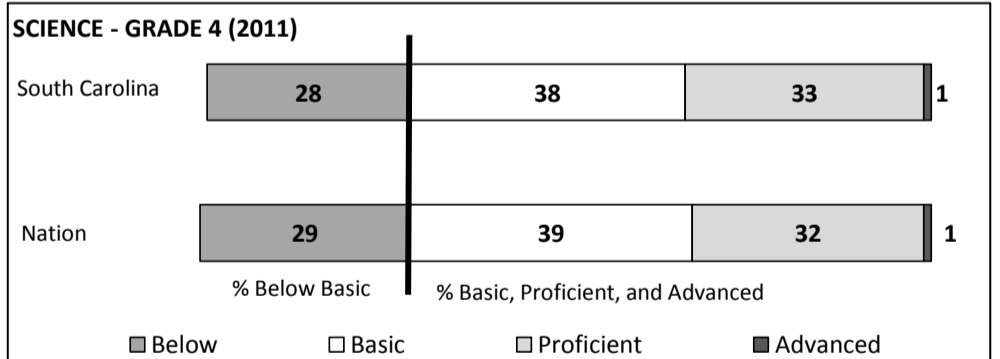

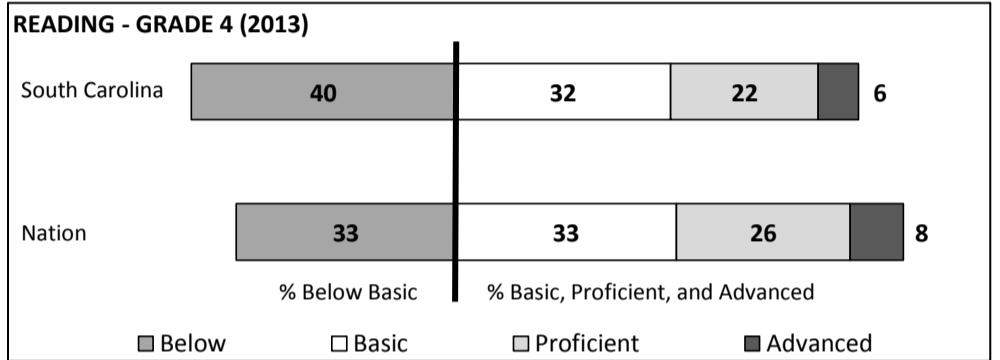
## SC PASS PERFORMANCE

Our School    Elementary Schools with Students Like Ours    Elem Schools Statewide



## NAEP\*

\*Performance reported for SC and nation, data not available at school level. Percentages at NAEP Achievement Levels.



**SC PERFORMANCE VISION**  
By 2020 all students will graduate with the knowledge and skills necessary to compete successfully in the global economy, participate in a democratic society and contribute positively as members of families and communities.

### Abbreviations Key

N/A-Not Applicable    N/AV-Not Available    N/C-Not Collected    N/R-Not Reported    I/S-Insufficient Sample    TBD-To Be Determined

**East Elementary  
DILLON 4**

**SCHOOL PROFILE**

	Our School	Change from Last Year	Elementary Schools with Students Like Ours	Median Elementary Schools
<b>Students (n = 596)</b>				
Retention rate	5.3%	Up from 3.7%	1.6%	1.0%
Attendance rate	96.5%	Down from 96.6%	96.0%	96.5%
Served by gifted and talented program	3.3%	Up from 0.7%	3.1%	7.3%
With disabilities	4.3%	Down from 6.5%	13.8%	12.5%
Older than usual for grade	4.0%	Up from 3.0%	2.8%	1.8%
Out-of-school suspensions or expulsions for violent and/or criminal offenses	0.0%	No change	0.0%	0.0%
<b>Teachers (n = 27)</b>				
Teachers with advanced degrees	70.4%	Up from 64.3%	59.5%	62.3%
Continuing contract teachers	88.9%	Up from 82.1%	75.0%	81.2%
Teachers returning from previous year	87.1%	Down from 89.7%	84.1%	88.4%
Teacher attendance rate	94.8%	Down from 96.5%	95.3%	95.3%
Average teacher salary*	\$44,333	Down 0.5%	\$46,198	\$47,902
Classes not taught by highly qualified teachers	0.0%	No change	0.0%	0.0%
Professional development days/teacher	21.8 days	Up from 12.1 days	10.4 days	10.9 days
<b>School</b>				
Principal's years at school	6.0	Up from 5.0	4.0	4.0
Student-teacher ratio in core subjects	23.8 to 1	Up from 23.0 to 1	18.6 to 1	19.9 to 1
Prime instructional time	90.8%	Down from 93.2%	90.4%	90.7%
Opportunities in the arts	Poor	Down from Good	Good	Good
SACS accreditation	Yes	No change	Yes	Yes
Parents attending conferences	100.0%	No change	100.0%	100.0%
Character development program	Good	No change	Excellent	Excellent
Dollars spent per pupil**	\$5,561	Up 13.4%	\$8,339	\$7,680
Percent of expenditures for instruction**	71.8%	Down from 76.0%	65.7%	66.8%
Percent of expenditures for teacher salaries**	71.1%	Up from 71.0%	64.8%	66.0%
ESEA composite index score	87.0	Down from 90.2	71.3	85.7

\* Length of contract = 185+ days.

\*\*Prior year audited financial data available.

**EVALUATION RESULTS**

	Teachers	Students*	Parents*
Number of surveys returned	32	119	60
Percent satisfied with learning environment	96.9%	97.4%	95.0%
Percent satisfied with social and physical environment	96.9%	91.9%	96.6%
Percent satisfied with school-home relations	93.8%	94.3%	86.4%

\*Only students at the highest elementary school grade level at this school and their parents were included.

Comprehensive detail, including definitions of ratings, performance criteria, and explanations of status, is available on [www.ed.sc.gov](http://www.ed.sc.gov) and [www.eoc.sc.gov](http://www.eoc.sc.gov) as well as school and school district websites.

Printed versions are available from school districts upon request.

**REPORT OF PRINCIPAL AND SCHOOL IMPROVEMENT COUNCIL**

East Elementary is a Title One elementary school serving approximately 600 pre-kindergarten through third grade students. Our mission statement summarizes our commitment to our students and community: The mission of East Elementary School is to develop responsible, life-long learners by providing a nurturing environment where the school and community work together to ensure success.

Our devoted staff works together to meet the individual needs of our students, whether those needs be academic, social, emotional or physical. Teachers work diligently to plan instruction that will prepare students for the next grade and the Palmetto Assessment of State Standards. Our teachers participate in professional development activities to remain educated about current research based teaching strategies.

Technology is integrated into instruction daily as teachers and students use computers, iPads, and Promethean Boards in the classroom. Our computer lab and media center are well equipped and manned by a media specialist and a lab assistant that provide instruction and learning opportunities on numerous programs, internet safety, researching, and keyboarding skills. Teachers participate in a minimum of six hours of technology training throughout the school year.

Parent involvement is strongly encouraged and supported. During the 2013-2014 school year, parents were invited to Open House, academic conferences, PTO meetings, American Education Week activities, and PASS Parent Night, breakfast with their children, attend performances, and to assist with Field Day activities. Quarterly parent nights included sessions on the Title I Program, student attendance, using the parent portal, the school arts programs, and make and take workshops. Parents stay informed through school reports, class memos, newsletters, phone calls and emails. They are able to view their child's academic information as well as attendance and discipline data through our district parent portal.

East students are recognized throughout the year for various accomplishments. Our guidance counselor recognizes students for their social accomplishments each month through the "Cats with Character" program. Our media specialist acknowledges students who show interest in reading and research. Quarterly awards programs showcase distinction in our students' academic achievements, citizenship and attendance.

The community works with us in recognizing our students' performance and contributions. The following civic clubs and businesses support our school: The Glove and Trowel Garden Club, Woodman of the World, Burger King, Kiwanis Club, Rotary Club, Zaxby's, and the Dillon High School Teacher Cadets. Service learning projects encourage our students, faculty, and staff to give back to the community. This year, we worked together to support the Relay For Life, Helping Hands Food Bank, Ronald McDonald House, Pennies for Patients and the Juvenile Diabetes Research Foundation.

Bobbie Walters, Principal Lisa Coward, SIC Chair.

**Abbreviations Key**

**N/A**-Not Applicable

**N/AV**-Not Available

**N/C**-Not Collected

**N/R**-Not Reported

**I/S**-Insufficient Sample

**TBD**-To Be Determined