



# SC Annual School Report Card Summary

Lake View Elementary School

DILLON 4

Grades: PK-5

Enrollment: 441

Principal: Kimberly Walsh

Superintendent: D. Ray Rogers

Board Chair: Fitzgerald Lytch

## PERFORMANCE

Comprehensive detail, including definitions of ratings, performance criteria, and explanations of status, is available on [www.ed.sc.gov](http://www.ed.sc.gov) and [www.eoc.sc.gov](http://www.eoc.sc.gov) as well as school and school district websites. Printed versions are available from school districts upon request.

YEAR	ABSOLUTE RATING	GROWTH RATING	PALMETTO GOLD AND SILVER AWARD		ESEA/FEDERAL ACCOUNTABILITY RATING SYSTEM	
			General Performance	Closing the Gap	ESEA Grade	Accountability Indicator
2014	Average	Below Average	TBD	TBD	B	Reward
2013	Good	Excellent	GOLD	SILVER	A	Reward
2012	Average	Good	SILVER	N/A	A	Reward

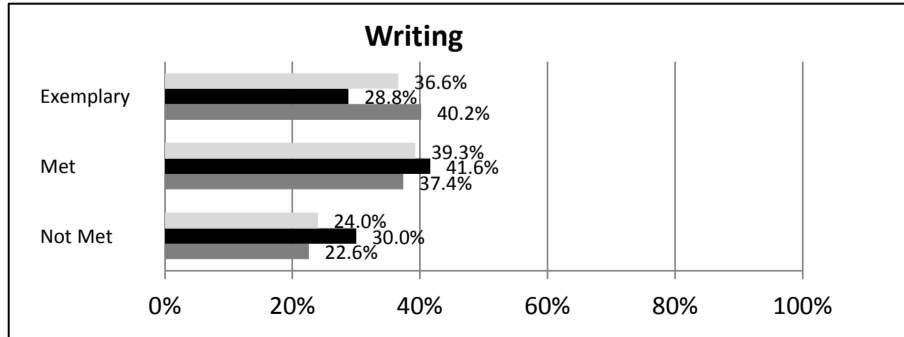
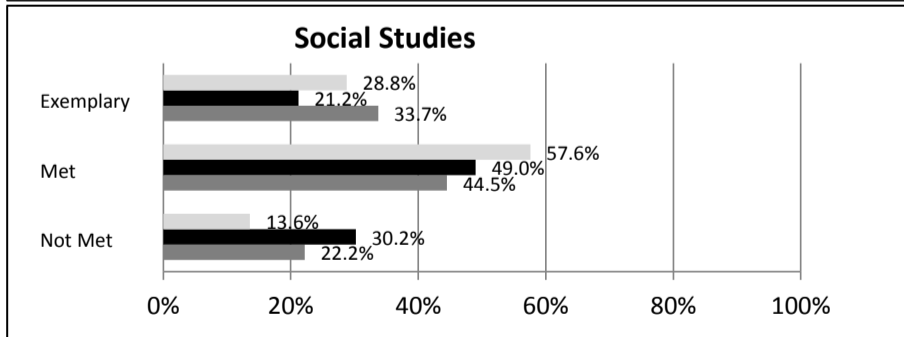
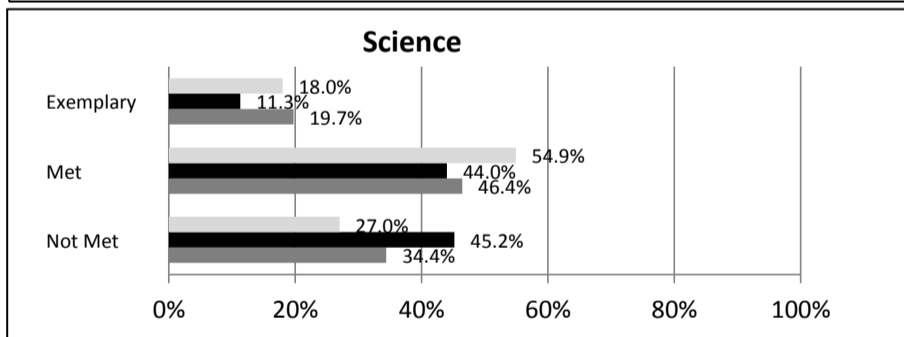
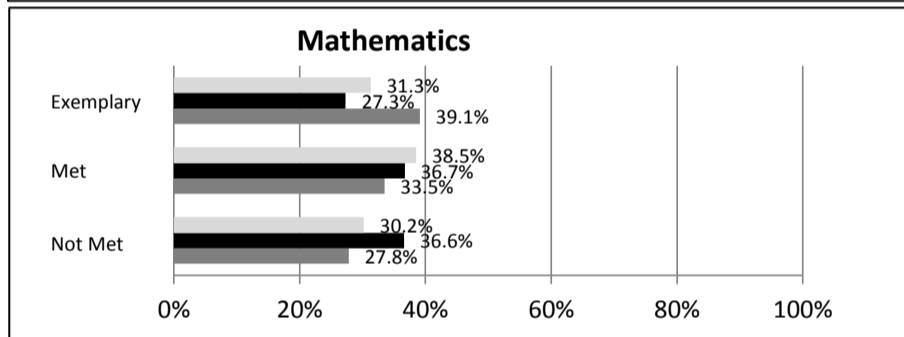
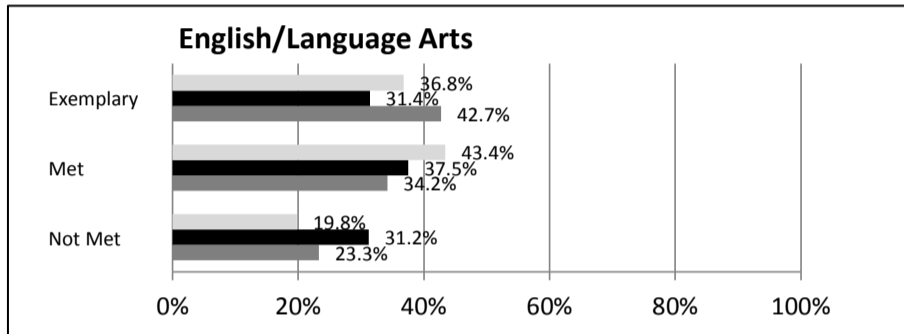
## ABSOLUTE RATINGS OF ELEMENTARY SCHOOLS WITH STUDENTS LIKE OURS\*

EXCELLENT	GOOD	AVERAGE	BELOW AVERAGE	AT-RISK
7	13	116	19	7

\* Ratings are calculated with data available by 04/27/2015. Schools with Students Like Ours are Elementary Schools with Poverty Indices of no more than 5% above or below the index for this school.

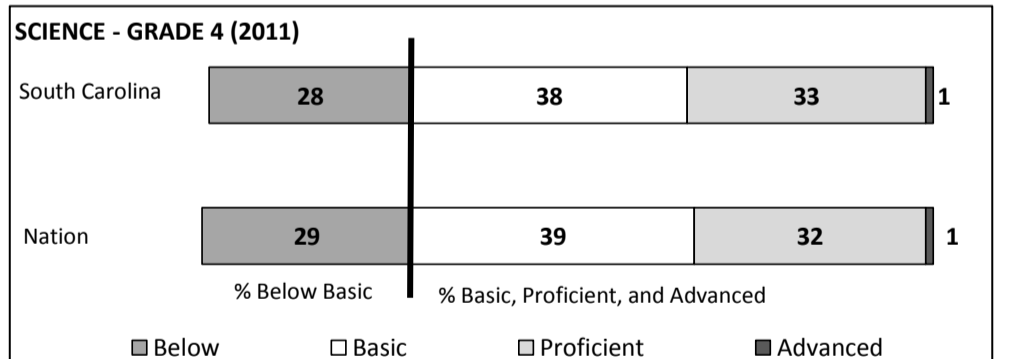
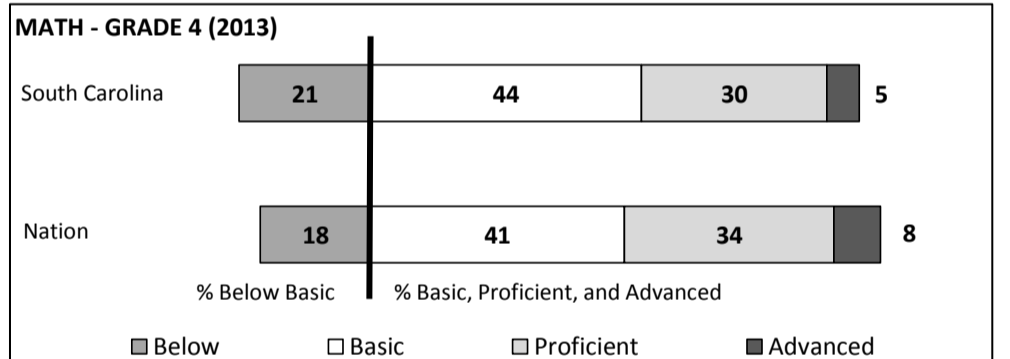
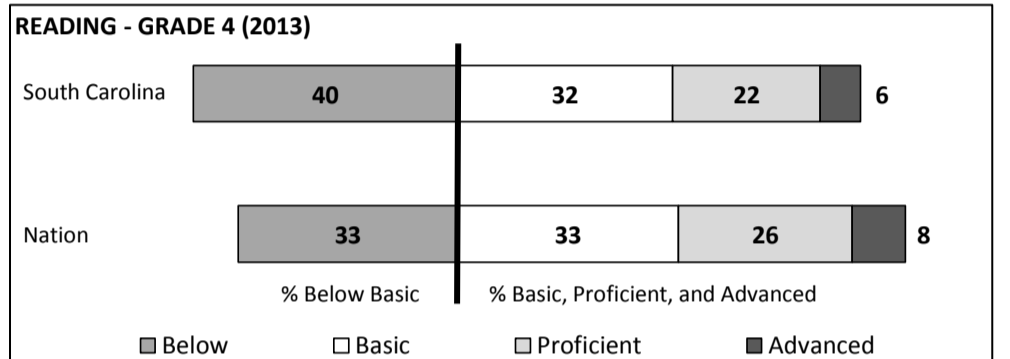
## SC PASS PERFORMANCE

Our School    Elementary Schools with Students Like Ours    Elem Schools Statewide



## NAEP\*

\*Performance reported for SC and nation, data not available at school level. Percentages at NAEP Achievement Levels.



## SC PERFORMANCE VISION

By 2020 all students will graduate with the knowledge and skills necessary to compete successfully in the global economy, participate in a democratic society and contribute positively as members of families and communities.

## Abbreviations Key

N/A-Not Applicable

N/AV-Not Available

N/C-Not Collected

N/R-Not Reported

I/S-Insufficient Sample

TBD-To Be Determined

**Lake View Elementary School  
DILLON 4**

**SCHOOL PROFILE**

	Our School	Change from Last Year	Elementary Schools with Students Like Ours	Median Elementary Schools
<b>Students (n = 441)</b>				
Retention rate	3.0%	Up from 2.5%	1.6%	1.0%
Attendance rate	96.5%	No change	96.0%	96.5%
Served by gifted and talented program	2.1%	Up from 2.0%	4.3%	7.3%
With disabilities	6.2%	Down from 8.1%	13.3%	12.5%
Older than usual for grade	4.6%	Down from 5.0%	2.6%	1.8%
Out-of-school suspensions or expulsions for violent and/or criminal offenses	0.5%	Up from 0.0%	0.0%	0.0%
<b>Teachers (n = 24)</b>				
Teachers with advanced degrees	54.2%	Up from 41.7%	60.9%	62.3%
Continuing contract teachers	87.5%	Up from 79.2%	79.3%	81.2%
Teachers returning from previous year	88.7%	Up from 83.1%	85.4%	88.4%
Teacher attendance rate	94.6%	Down from 97.4%	95.1%	95.3%
Average teacher salary*	\$41,992	Up 5.6%	\$46,729	\$47,902
Classes not taught by highly qualified teachers	0.0%	Down from 1.9%	0.0%	0.0%
Professional development days/teacher	12.6 days	Down from 13.9 days	10.5 days	10.9 days
<b>School</b>				
Principal's years at school	10.0	Up from 9.0	3.0	4.0
Student-teacher ratio in core subjects	19.5 to 1	Down from 22.6 to 1	18.8 to 1	19.9 to 1
Prime instructional time	90.8%	Down from 93.5%	90.1%	90.7%
Opportunities in the arts	Good	No change	Good	Good
SACS accreditation	No	No change	Yes	Yes
Parents attending conferences	90.9%	Up from 86.6%	100.0%	100.0%
Character development program	Average	No change	Excellent	Excellent
Dollars spent per pupil**	\$4,973	Up 14.5%	\$8,039	\$7,680
Percent of expenditures for instruction**	76.3%	Down from 80.0%	65.9%	66.8%
Percent of expenditures for teacher salaries**	75.7%	Down from 76.0%	64.9%	66.0%
ESEA composite index score	89.5	Down from 99.3	77.0	85.7

\* Length of contract = 185+ days.

\*\*Prior year audited financial data available.

**EVALUATION RESULTS**

	Teachers	Students*	Parents*
Number of surveys returned	27	63	56
Percent satisfied with learning environment	96.3%	92.1%	82.1%
Percent satisfied with social and physical environment	100.0%	85.7%	63.8%
Percent satisfied with school-home relations	88.5%	90.5%	61.4%

\*Only students at the highest elementary school grade level at this school and their parents were included.

Comprehensive detail, including definitions of ratings, performance criteria, and explanations of status, is available on [www.ed.sc.gov](http://www.ed.sc.gov) and [www.eoc.sc.gov](http://www.eoc.sc.gov) as well as school and school district websites.

Printed versions are available from school districts upon request.

**REPORT OF PRINCIPAL AND SCHOOL IMPROVEMENT COUNCIL**

Lake View Elementary, a Title One School, was the proud winner of the Palmetto Gold Award for Academic Performance and the Palmetto Silver Award for Closing the Achievement Gap during the 2013-2014 school year. This marked the eighth straight year in a row of being named a Palmetto Gold/Silver School. In addition, under the ESEA/Federal Accountability Rating System, Lake View Elementary received an A rating and was named a Title One Reward School for academic performance. This rating means that the performance at Lake View Elementary School substantially exceeds the state's expectations. These prestigious awards represent the continuous dedication and diligent work of all stakeholders.

Lake View Elementary strives daily to provide a family friendly environment and excellent customer service. The library continues to conduct Library Late Night once a month. Parents and students are invited to use the computers to conduct research or check out books together.

To ensure students have the opportunity to perform at their maximum potential for learning, free breakfast continues to be served in the classroom each morning. While students are enjoying a nutritious breakfast, the teachers are also using this time to build classroom community skills and to teach character education. The Compass Learning Program is utilized to provide an individualized plan of instruction for all students based on their MAP scores. This program ensures all students receive instruction in the needed areas to advance to the next level.

Lake View Elementary will continue to strive for excellence, ensuring academic success for all students.

Kimberly Walsh, Principal

Melissa Rowland, SIC Chairman

**Abbreviations Key**

N/A-Not Applicable

N/AV-Not Available

N/C-Not Collected

N/R-Not Reported

I/S-Insufficient Sample

TBD-To Be Determined