



SC Annual School Report Card Summary

**SPAULDING ELEMENTARY
DARLINGTON COUNTY**

Grades: 3-5

Enrollment: 238

Principal: DR. LILKENYA R. JENKINS

Superintendent: Dr. Eddie Ingram

Board Chair: Warren Jeffords

PERFORMANCE

Comprehensive detail, including definitions of ratings, performance criteria, and explanations of status, is available on www.ed.sc.gov and www.eoc.sc.gov as well as school and school district websites. Printed versions are available from school districts upon request.

YEAR	ABSOLUTE RATING	GROWTH RATING	PALMETTO GOLD AND SILVER AWARD		ESEA/FEDERAL ACCOUNTABILITY RATING SYSTEM	
			General Performance	Closing the Gap	ESEA Grade	Accountability Indicator
2014	Average	Average	TBD	TBD	B	Reward
2013	Average	Average	N/A	N/A	B	Reward
2012	Average	Average	N/A	N/A	B	Reward

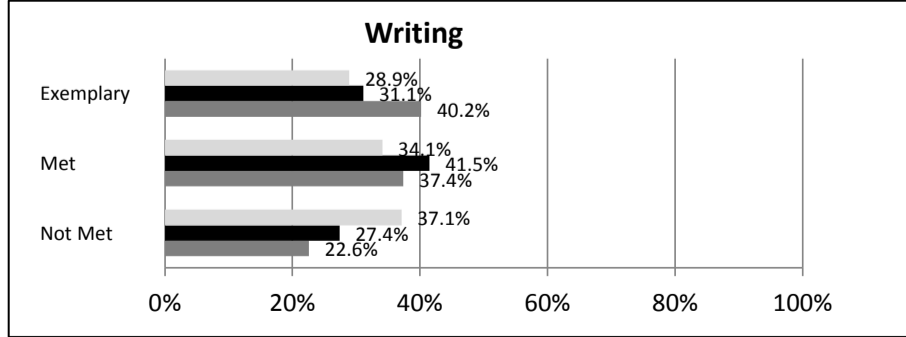
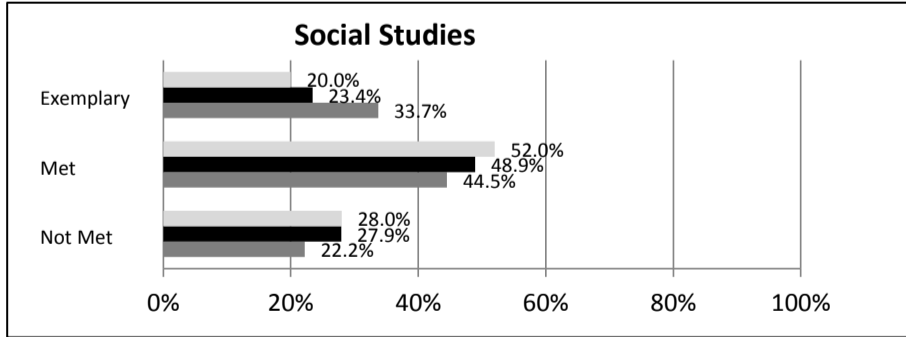
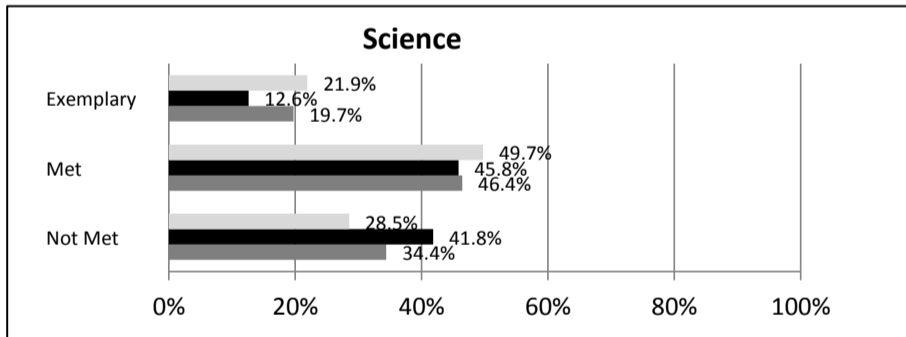
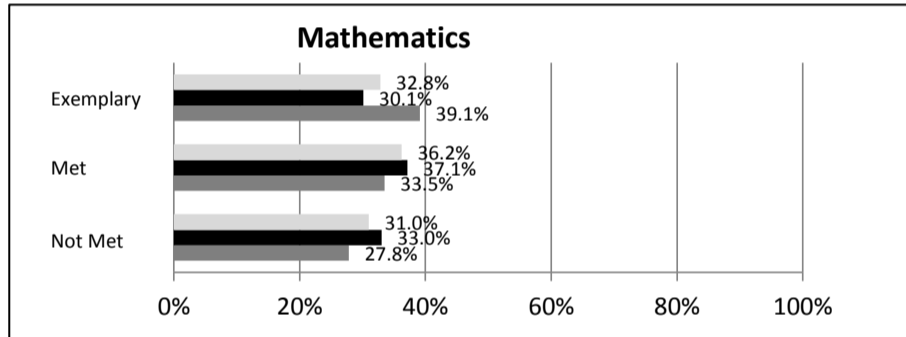
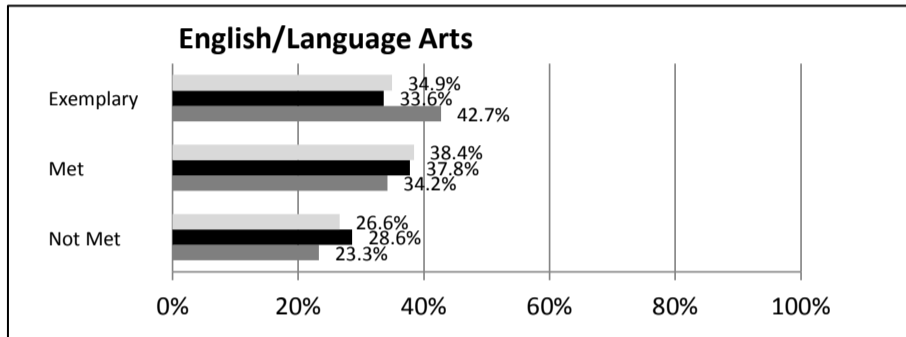
ABSOLUTE RATINGS OF ELEMENTARY SCHOOLS WITH STUDENTS LIKE OURS*

EXCELLENT	GOOD	AVERAGE	BELOW AVERAGE	AT-RISK
11	15	118	9	2

* Ratings are calculated with data available by 04/27/2015. Schools with Students Like Ours are Elementary Schools with Poverty Indices of no more than 5% above or below the index for this school.


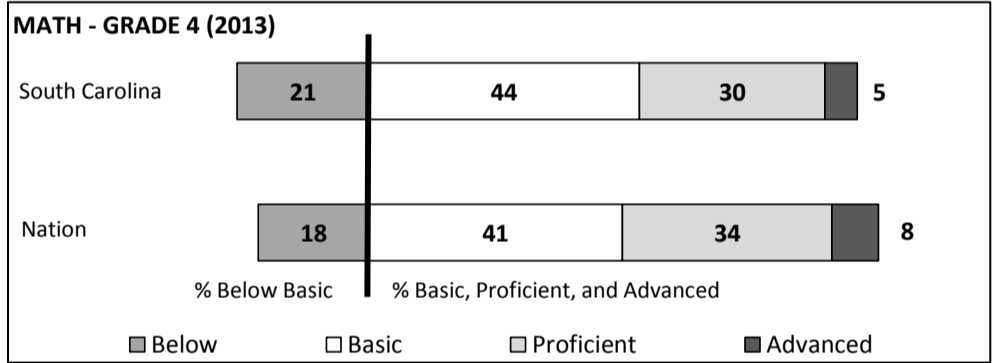
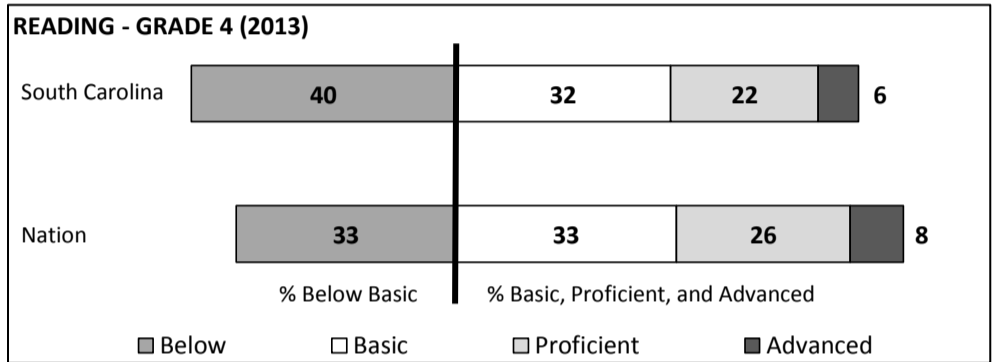
SC PASS PERFORMANCE

Our School Elementary Schools with Students Like Ours Elem Schools Statewide



NAEP*

*Performance reported for SC and nation, data not available at school level. Percentages at NAEP Achievement Levels.



SC PERFORMANCE VISION
By 2020 all students will graduate with the knowledge and skills necessary to compete successfully in the global economy, participate in a democratic society and contribute positively as members of families and communities.

Abbreviations Key

N/A-Not Applicable

N/AV-Not Available

N/C-Not Collected

N/R-Not Reported

I/S-Insufficient Sample

TBD-To Be Determined

**SPAULDING ELEMENTARY
DARLINGTON COUNTY**

SCHOOL PROFILE

	Our School	Change from Last Year	Elementary Schools with Students Like Ours	Median Elementary Schools
Students (n = 238)				
Retention rate	1.7%	Down from 2.9%	1.4%	1.0%
Attendance rate	95.7%	Down from 96.3%	96.1%	96.5%
Served by gifted and talented program	13.8%	Up from 11.3%	4.8%	7.3%
With disabilities	7.3%	Down from 8.4%	13.7%	12.5%
Older than usual for grade	6.5%	Up from 5.9%	2.4%	1.8%
Out-of-school suspensions or expulsions for violent and/or criminal offenses	0.0%	No change	0.0%	0.0%
Teachers (n = 14)				
Teachers with advanced degrees	42.9%	Down from 63.6%	60.2%	62.3%
Continuing contract teachers	57.1%	Down from 100.0%	80.0%	81.2%
Teachers returning from previous year	79.3%	Down from 83.1%	87.2%	88.4%
Teacher attendance rate	95.6%	Up from 95.5%	95.1%	95.3%
Average teacher salary*	\$42,519	Down 2.3%	\$47,111	\$47,902
Classes not taught by highly qualified teachers	0.0%	No change	0.0%	0.0%
Professional development days/teacher	16.8 days	Up from 16.5 days	11.0 days	10.9 days
School				
Principal's years at school	3.0	Up from 2.0	3.5	4.0
Student-teacher ratio in core subjects	24.7 to 1	Up from 23.5 to 1	19.4 to 1	19.9 to 1
Prime instructional time	88.8%	Down from 89.6%	90.0%	90.7%
Opportunities in the arts	Good	No change	Good	Good
SACS accreditation	Yes	No change	Yes	Yes
Parents attending conferences	100.0%	No change	100.0%	100.0%
Character development program	Good	No change	Excellent	Excellent
Dollars spent per pupil**	\$6,491	Up 22.3%	\$7,989	\$7,680
Percent of expenditures for instruction**	59.0%	No change	65.9%	66.8%
Percent of expenditures for teacher salaries**	58.5%	Up from 58.0%	64.9%	66.0%
ESEA composite index score	86.8	Up from 83.5	79.6	85.7

* Length of contract = 185+ days.

**Prior year audited financial data available.

EVALUATION RESULTS

	Teachers	Students*	Parents*
Number of surveys returned	15	63	20
Percent satisfied with learning environment	73.3%	84.2%	95.0%
Percent satisfied with social and physical environment	64.3%	81.7%	90.0%
Percent satisfied with school-home relations	80.0%	84.7%	55.0%

*Only students at the highest elementary school grade level at this school and their parents were included.

Comprehensive detail, including definitions of ratings, performance criteria, and explanations of status, is available on www.ed.sc.gov and www.eoc.sc.gov as well as school and school district websites.

Printed versions are available from school districts upon request.

REPORT OF PRINCIPAL AND SCHOOL IMPROVEMENT COUNCIL

Our ultimate goal at Spaulding Elementary continues to be to achieve academic success for all students. In doing so, we have continued to focus on specific goals such as increasing student achievement by having high expectations, using effective practices in teaching and learning, and committing to on-going applied professional development.☒

☒ As a SC TAP school, we have embraced those practices that will further enhance teaching and learning for both students and teachers. Our teachers have been able to build their capacity through on-going applied professional development, advanced degrees, and studies. As a result of using best practices such as differentiated instruction, teachers are able to better understand and meet the diverse needs of our students. Additionally, in using and analyzing assessment data, we are able to make instructional decisions that further support student learning and growth. ☒

☒ Our school motto, "Achieving Excellence through Teamwork," continues to guide our decision-making process and supports our efforts in creating a school culture and climate that embrace a shared vision and encourage positive relationships among teachers, parents, and community. Our students continue to be involved in service learning projects as students participate in Jump Rope for Heart, Pennies for Patients, St. Jude Children Research Hospital Foundation, Good Samaritan Food drive, etc. Our school team works collaboratively in developing and reaching goals to further support student success. We know that our successes are dependent upon the partnership between the school, home, and community. Therefore, various school/community activities are hosted throughout the year to promote awareness and support of school goals and collaboration for attaining the established goals. We are very appreciative of the efforts of our PTA and SIC in supporting special activities for students and parents along with additional avenues for stakeholders to be actively involved in our school. Parents and community members are able to collaborate and participate in events such as Family Reading Night, Community Partner's Breakfast, Father & Daughter and Mother & Son Banquet, student/parent workshops, Grandparent's Day, etc. Working with parents and community, we are dedicated to developing the whole child.☒

☒ As a collaborative team, we will continue to work diligently in providing excellence in teaching and learning for all.☒

☒ Lilkenya R. Jenkins, Principal ☒

☒ Lisa Dorriety, SIC Chairperson

Abbreviations Key

N/A-Not Applicable

N/AV-Not Available

N/C-Not Collected

N/R-Not Reported

I/S-Insufficient Sample

TBD-To Be Determined