



# SC Annual School Report Card Summary

North Hartsville Elementary School  
 DARLINGTON COUNTY  
 Grades: 1-5 Enrollment: 666  
 Principal: Kristi Austin  
 Superintendent: Dr. Eddie Ingram  
 Board Chair: Warren Jeffords

## PERFORMANCE

Comprehensive detail, including definitions of ratings, performance criteria, and explanations of status, is available on [www.ed.sc.gov](http://www.ed.sc.gov) and [www.eoc.sc.gov](http://www.eoc.sc.gov) as well as school and school district websites. Printed versions are available from school districts upon request.

YEAR	ABSOLUTE RATING	GROWTH RATING	PALMETTO GOLD AND SILVER AWARD		ESEA/FEDERAL ACCOUNTABILITY RATING SYSTEM	
			General Performance	Closing the Gap	ESEA Grade	Accountability Indicator
2014	Excellent	Good	TBD	TBD	A	N/A
2013	Excellent	Good	GOLD	N/A	A	N/A
2012	Excellent	Excellent	GOLD	N/A	B	N/A

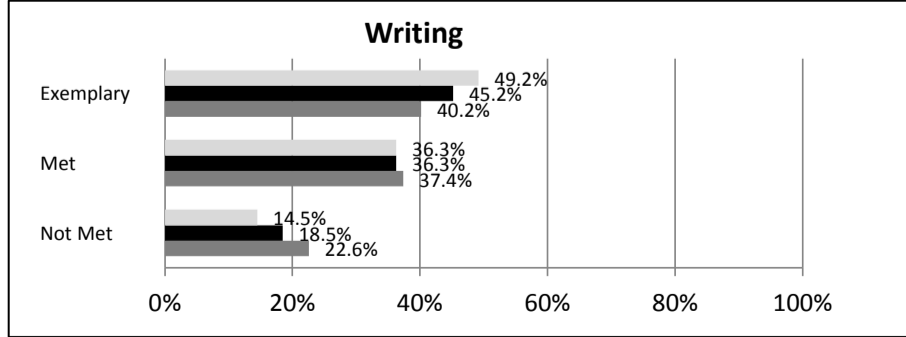
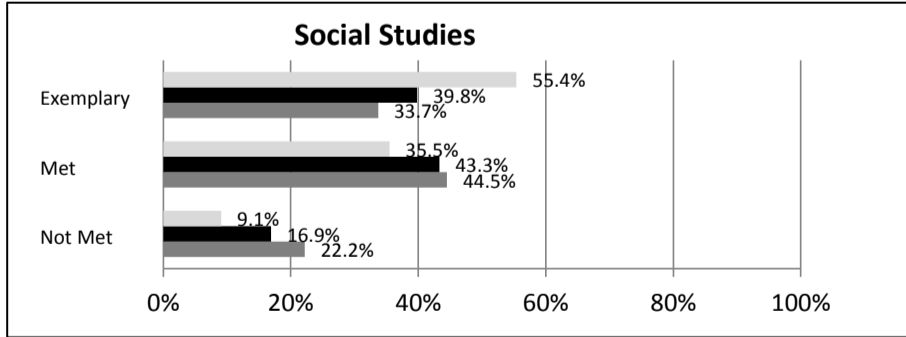
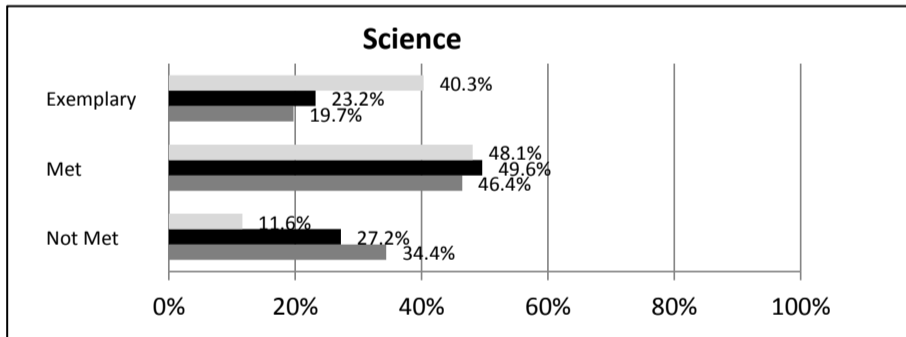
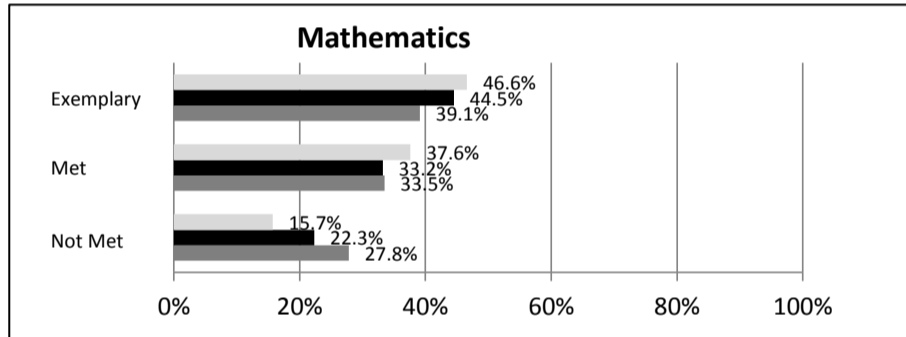
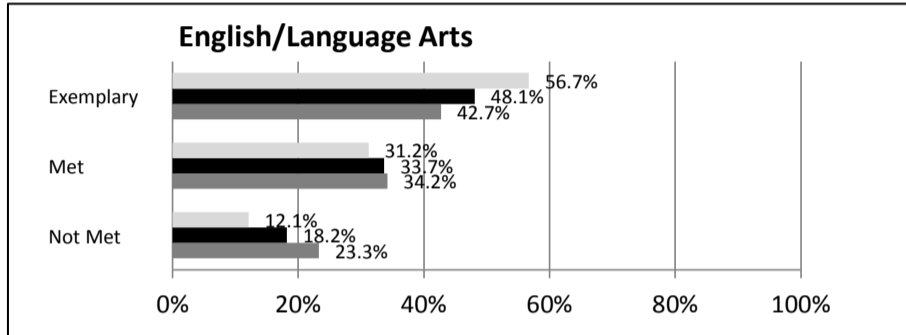
## ABSOLUTE RATINGS OF ELEMENTARY SCHOOLS WITH STUDENTS LIKE OURS\*

EXCELLENT	GOOD	AVERAGE	BELOW AVERAGE	AT-RISK
47	36	18	1	0

\* Ratings are calculated with data available by 04/27/2015. Schools with Students Like Ours are Elementary Schools with Poverty Indices of no more than 5% above or below the index for this school.

## SC PASS PERFORMANCE

Our School    Elementary Schools with Students Like Ours    Elem Schools Statewide



## NAEP\*

\*Performance reported for SC and nation, data not available at school level. Percentages at NAEP Achievement Levels.



## SC PERFORMANCE VISION

By 2020 all students will graduate with the knowledge and skills necessary to compete successfully in the global economy, participate in a democratic society and contribute positively as members of families and communities.

## Abbreviations Key

N/A-Not Applicable    N/AV-Not Available    N/C-Not Collected    N/R-Not Reported    I/S-Insufficient Sample    TBD-To Be Determined

**North Hartsville Elementary School  
DARLINGTON COUNTY**

**SCHOOL PROFILE**

	Our School	Change from Last Year	Elementary Schools with Students Like Ours	Median Elementary Schools
<b>Students (n = 666)</b>				
Retention rate	1.9%	Down from 4.3%	1.0%	1.0%
Attendance rate	96.3%	Up from 95.9%	96.5%	96.5%
Served by gifted and talented program	6.8%	Down from 8.5%	8.9%	7.3%
With disabilities	11.9%	Up from 9.6%	12.5%	12.5%
Older than usual for grade	5.6%	Up from 4.7%	1.8%	1.8%
Out-of-school suspensions or expulsions for violent and/or criminal offenses	0.2%	Down from 0.3%	0.0%	0.0%
<b>Teachers (n = 36)</b>				
Teachers with advanced degrees	44.4%	Down from 50.0%	63.6%	62.3%
Continuing contract teachers	88.9%	Up from 85.0%	85.3%	81.2%
Teachers returning from previous year	94.2%	Up from 91.2%	90.5%	88.4%
Teacher attendance rate	96.1%	Up from 95.4%	95.5%	95.3%
Average teacher salary*	\$46,610	Down 2.5%	\$49,607	\$47,902
Classes not taught by highly qualified teachers	0.0%	Down from 3.3%	0.0%	0.0%
Professional development days/teacher	24.6 days	Up from 22.0 days	12.1 days	10.9 days
<b>School</b>				
Principal's years at school	6.0	Up from 5.0	6.0	4.0
Student-teacher ratio in core subjects	23.0 to 1	Up from 22.5 to 1	20.3 to 1	19.9 to 1
Prime instructional time	91.0%	Up from 89.3%	90.7%	90.7%
Opportunities in the arts	Good	No change	Good	Good
SACS accreditation	Yes	No change	Yes	Yes
Parents attending conferences	100.0%	Up from 98.6%	100.0%	100.0%
Character development program	Excellent	No change	Excellent	Excellent
Dollars spent per pupil**	\$6,019	Up 9.6%	\$7,288	\$7,680
Percent of expenditures for instruction**	60.8%	Down from 62.0%	67.5%	66.8%
Percent of expenditures for teacher salaries**	59.8%	Up from 59.0%	66.7%	66.0%
ESEA composite index score	95.3	Up from 91.4	90.8	85.7

\* Length of contract = 185+ days.

\*\*Prior year audited financial data available.

**EVALUATION RESULTS**

	Teachers	Students*	Parents*
Number of surveys returned	40	120	80
Percent satisfied with learning environment	97.5%	81.7%	92.5%
Percent satisfied with social and physical environment	97.4%	75.7%	95.1%
Percent satisfied with school-home relations	95.0%	87.5%	81.3%

\*Only students at the highest elementary school grade level at this school and their parents were included.

Comprehensive detail, including definitions of ratings, performance criteria, and explanations of status, is available on [www.ed.sc.gov](http://www.ed.sc.gov) and [www.eoc.sc.gov](http://www.eoc.sc.gov) as well as school and school district websites.

Printed versions are available from school districts upon request.

**REPORT OF PRINCIPAL AND SCHOOL IMPROVEMENT COUNCIL**

The North Hartsville Elementary School Eagles continued to soar during the 2013-2014 school year. The school received a Palmetto Gold Award for Academic Performance. With an average of 640 students divided among 30 classrooms, NHE stakeholders work daily to achieve the school's mission statement of providing excellence in education and learning for all students in a safe environment.

First through third grade classes are self-contained with a strong emphasis on individualized instruction for each child. Fourth and fifth grade classes enjoy team teaching, while also focusing on individualized instruction. The Single Gender Program continues to garner positive results for the ninety-eight students enrolled in this initiative. Students are also provided opportunities to excel in our related arts program, which includes music, art, physical education, career and guidance, computer lab/technology, and media skills.

Teachers utilize many sources of data, including formal and informal assessments, to set high expectations for all students. First and second grade students are given the Dominie reading assessment three times a year, as well as periodic benchmark assessments in math and science. Third through fifth grade students are assessed utilizing Measures of Academic Progress (MAP) three times a year which assists teachers in developing individual growth plans for students. Students have opportunities to work at their instructional level to meet their goals through the use of whole class instruction, computer assisted instruction, and small group sessions.

All North Hartsville Elementary faculty, staff, parents, community members, and business partners work closely together to encourage each child to demonstrate good character and to be successful academically, physically, and emotionally. Our PTO is continuously enhancing our school climate to make North Hartsville Elementary extraordinary by actively coordinating programs throughout the school year.

Through service-learning projects, educational opportunities and activities, support of all stakeholders, and a dedication to student achievement, North Hartsville Elementary School is truly "The Best School in the Universe"!

Kristi Austin, Principal

Melissa Johnson, SIC Chairperson

**Abbreviations Key**

**N/A**-Not Applicable

**N/AV**-Not Available

**N/C**-Not Collected

**N/R**-Not Reported

**I/S**-Insufficient Sample

**TBD**-To Be Determined