



# SC Annual School Report Card Summary

Pageland Elementary School  
 CHESTERFIELD COUNTY  
 Grades: 3-5 Enrollment: 372  
 Principal: Jean Page Watson  
 Superintendent: J. Harrison Goodwin, Ed. D.  
 Board Chair: James N. Sweeney

## PERFORMANCE

Comprehensive detail, including definitions of ratings, performance criteria, and explanations of status, is available on [www.ed.sc.gov](http://www.ed.sc.gov) and [www.eoc.sc.gov](http://www.eoc.sc.gov) as well as school and school district websites. Printed versions are available from school districts upon request.

YEAR	ABSOLUTE RATING	GROWTH RATING	PALMETTO GOLD AND SILVER AWARD		ESEA/FEDERAL ACCOUNTABILITY RATING SYSTEM	
			General Performance	Closing the Gap	ESEA Grade	Accountability Indicator
2014	Average	Below Average	TBD	TBD	B	Reward
2013	Average	Average	N/A	N/A	B	Reward
2012	Average	Average	N/A	N/A	A	Reward

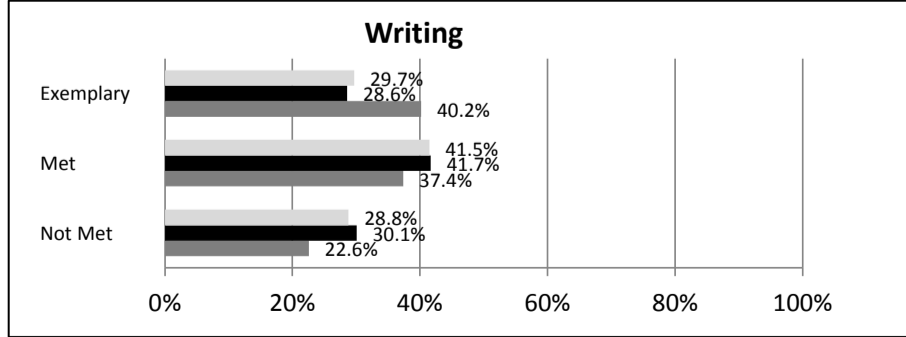
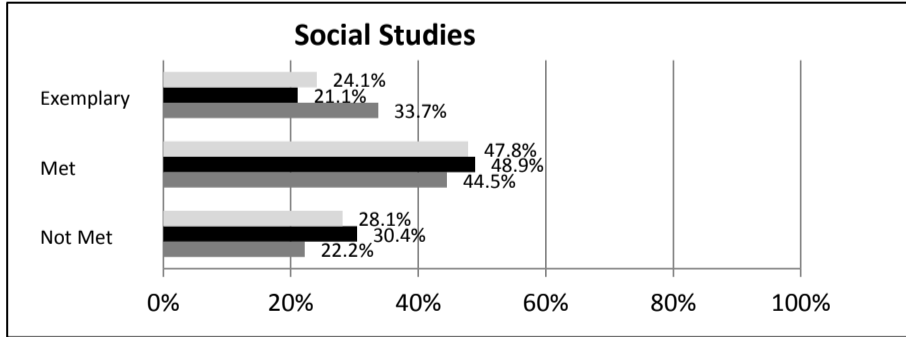
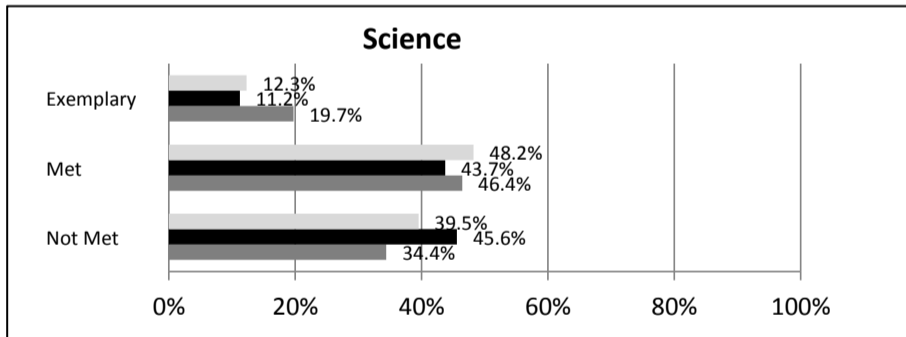
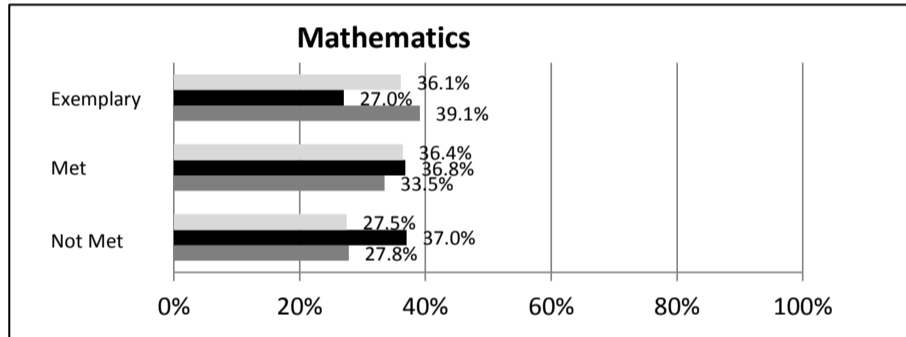
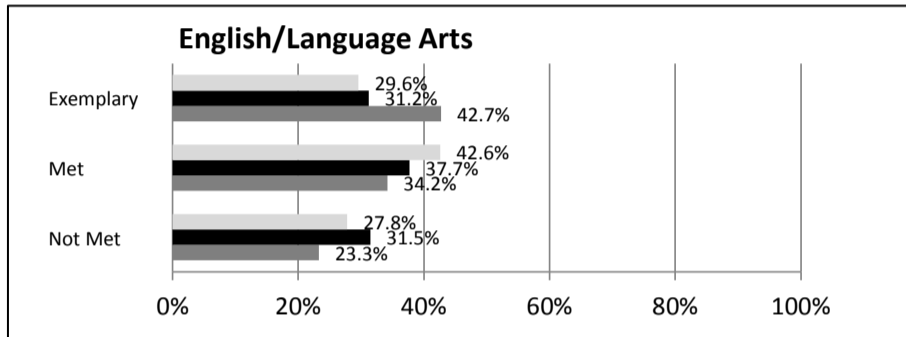
## ABSOLUTE RATINGS OF ELEMENTARY SCHOOLS WITH STUDENTS LIKE OURS\*

EXCELLENT	GOOD	AVERAGE	BELOW AVERAGE	AT-RISK
7	13	115	20	8

\* Ratings are calculated with data available by 04/27/2015. Schools with Students Like Ours are Elementary Schools with Poverty Indices of no more than 5% above or below the index for this school.

## SC PASS PERFORMANCE

Our School    Elementary Schools with Students Like Ours    Elem Schools Statewide



## NAEP\*

\*Performance reported for SC and nation, data not available at school level. Percentages at NAEP Achievement Levels.



**SC PERFORMANCE VISION**  
 By 2020 all students will graduate with the knowledge and skills necessary to compete successfully in the global economy, participate in a democratic society and contribute positively as members of families and communities.

### Abbreviations Key

N/A-Not Applicable    N/AV-Not Available    N/C-Not Collected    N/R-Not Reported    I/S-Insufficient Sample    TBD-To Be Determined

**Pageland Elementary School  
CHESTERFIELD COUNTY**

**SCHOOL PROFILE**

	Our School	Change from Last Year	Elementary Schools with Students Like Ours	Median Elementary Schools
<b>Students (n = 372)</b>				
Retention rate	1.7%	Up from 0.8%	1.6%	1.0%
Attendance rate	97.8%	Up from 96.8%	96.0%	96.5%
Served by gifted and talented program	11.5%	Down from 12.8%	4.2%	7.3%
With disabilities	9.2%	Down from 11.0%	13.5%	12.5%
Older than usual for grade	3.4%	Up from 3.2%	2.5%	1.8%
Out-of-school suspensions or expulsions for violent and/or criminal offenses	0.0%	Down from 0.3%	0.0%	0.0%
<b>Teachers (n = 24)</b>				
Teachers with advanced degrees	54.2%	Up from 50.0%	60.8%	62.3%
Continuing contract teachers	70.8%	Up from 65.4%	79.1%	81.2%
Teachers returning from previous year	78.9%	Up from 77.9%	85.2%	88.4%
Teacher attendance rate	95.3%	No change	95.2%	95.3%
Average teacher salary*	\$40,656	Up 1.2%	\$46,644	\$47,902
Classes not taught by highly qualified teachers	3.6%	Up from 0.9%	0.0%	0.0%
Professional development days/teacher	13.0 days	Up from 7.8 days	10.6 days	10.9 days
<b>School</b>				
Principal's years at school	3.0	Up from 2.0	4.0	4.0
Student-teacher ratio in core subjects	20.0 to 1	Up from 18.6 to 1	18.8 to 1	19.9 to 1
Prime instructional time	91.0%	Up from 90.1%	90.1%	90.7%
Opportunities in the arts	Good	No change	Good	Good
SACS accreditation	Yes	No change	Yes	Yes
Parents attending conferences	100.0%	No change	100.0%	100.0%
Character development program	Below Average	Down from Good	Excellent	Excellent
Dollars spent per pupil**	\$6,776	Up 1.5%	\$8,127	\$7,680
Percent of expenditures for instruction**	68.5%	Up from 60.0%	65.8%	66.8%
Percent of expenditures for teacher salaries**	67.6%	Up from 58.0%	64.9%	66.0%
ESEA composite index score	80.9	Down from 89.0	76.0	85.7

\* Length of contract = 185+ days.

\*\*Prior year audited financial data available.

**EVALUATION RESULTS**

	Teachers	Students*	Parents*
Number of surveys returned	25	104	68
Percent satisfied with learning environment	80.0%	75.0%	83.9%
Percent satisfied with social and physical environment	86.9%	81.0%	82.1%
Percent satisfied with school-home relations	77.2%	89.4%	62.1%

\*Only students at the highest elementary school grade level at this school and their parents were included.

Comprehensive detail, including definitions of ratings, performance criteria, and explanations of status, is available on [www.ed.sc.gov](http://www.ed.sc.gov) and [www.eoc.sc.gov](http://www.eoc.sc.gov) as well as school and school district websites.

Printed versions are available from school districts upon request.

**REPORT OF PRINCIPAL AND SCHOOL IMPROVEMENT COUNCIL**

Pageland Elementary School provided an engaging, and challenging curriculum that encouraged our students to high achievement. Our faculty utilized MAP data as well as class assessments to effectively plan instruction. As a result, teachers planned small group instruction to address specific areas of need. Throughout the year our faculty, staff and administration attended professional development data meetings in order to plan enrichment and interventions. Reading and math interventionists provided focused instruction for our struggling learners and an after school enrichment program was offered to meet the needs of our bubble students.☒

☒ During the school year teachers invited guests to discuss various topics students were studying in their classrooms. Utilizing speakers from our community enriched our instruction. ☒

The school's professional development plan was revised to meet the needs of the literacy and math teachers. Common planning schedules allowed the teams to meet weekly to collaborate, research and plan effective instruction. Teachers attended workshops within the district in order to keep abreast of the latest research and shared this information with our faculty. Two of our teachers were selected to participate in the summer Science PLUS Institute. All teachers at Pageland Elementary School are highly qualified and nineteen faculty members have advanced degrees. This year we were fortunate to use our Title 1 funds to increase our number of books in the library as well as in the classrooms.☒

☒ School initiatives at Pageland Elementary School included our PASS Celebration, Red Ribbon Week, Veteran's Day Program, Career Day academic achievement recognitions, end of the year academic banquet, character education programs, good behavior events, science fair, community read-in, and our Hispanic dance program.☒

☒ Our faculty planned Parent Academies throughout the school year and focused on reading and math strategies.☒

☒ As service projects the students and staff contributed to area charities such as the March of Dimes, American Cancer Society and the United Way. We also continued our recycling project that was managed by our special needs classes. The SIC, community /parent volunteers and police department continued to play a vital role at our school as evidenced by the fact that we have had the most volunteer hours for our district five out of the last nine years. These efforts show that community collaboration is imperative to school success. ☒

☒ The mission of Pageland Elementary School, in partnership with our community, is to provide a safe, nurturing learning environment. As a Title 1 school, our faculty, staff and parents insist on high standards for all students. Our highly motivated staff is dedicated and determined to provide an education that will provide our students with the knowledge and skills to become responsible, self-disciplined citizens.☒

☒ Amanda Crump, SIC President☒

☒ Jean Page Watson, Principal

**Abbreviations Key**

**N/A**-Not Applicable

**N/AV**-Not Available

**N/C**-Not Collected

**N/R**-Not Reported

**I/S**-Insufficient Sample

**TBD**-To Be Determined