



SC Annual School Report Card Summary

Ruby Elementary School
CHESTERFIELD COUNTY
Grades: PK-5 Enrollment: **283**
Principal: Beth K. Suggs
Superintendent: J. Harrison Goodwin, Ed. D.
Board Chair: James N. Sweeney

PERFORMANCE

Comprehensive detail, including definitions of ratings, performance criteria, and explanations of status, is available on www.ed.sc.gov and www.eoc.sc.gov as well as school and school district websites. Printed versions are available from school districts upon request.

YEAR	ABSOLUTE RATING	GROWTH RATING	PALMETTO GOLD AND SILVER AWARD		ESEA/FEDERAL ACCOUNTABILITY RATING SYSTEM	
			General Performance	Closing the Gap	ESEA Grade	Accountability Indicator
2014	Excellent	Good	TBD	TBD	A	N/A
2013	Excellent	Average	GOLD	N/A	A	N/A
2012	Good	Good	SILVER	SILVER	A	N/A

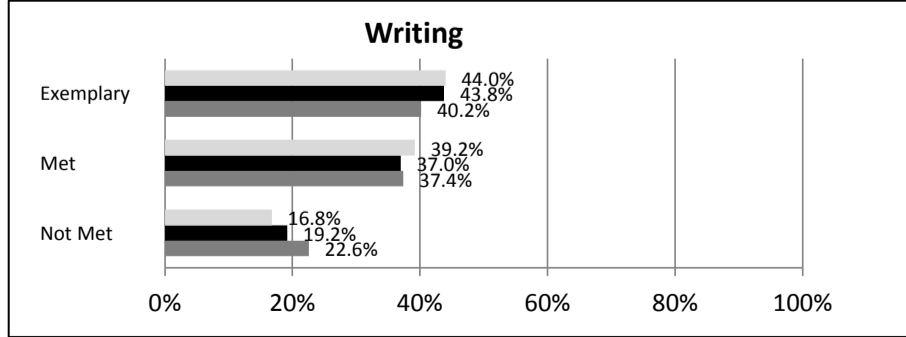
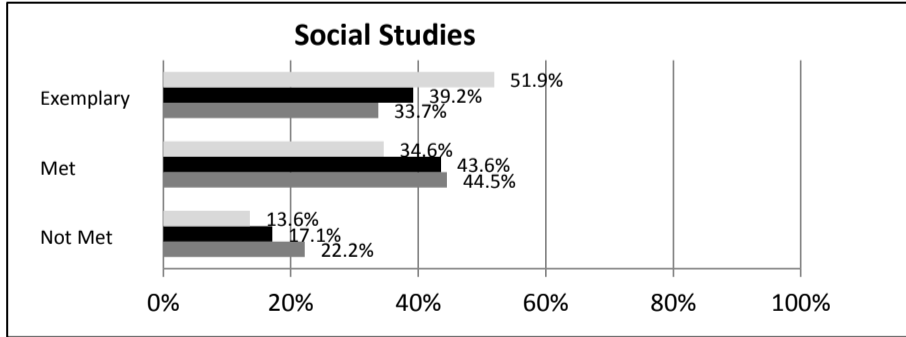
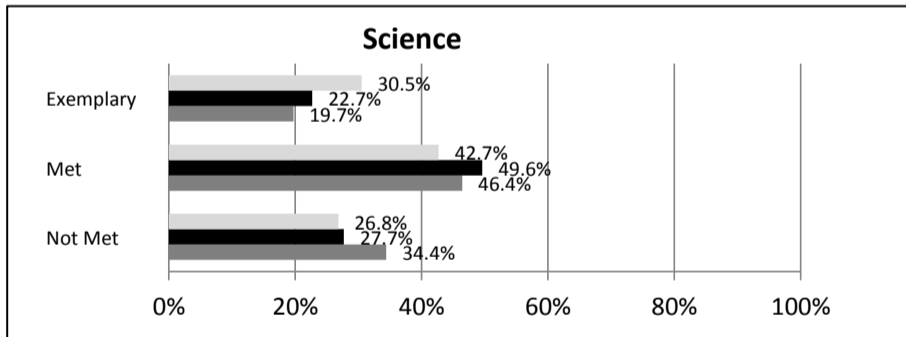
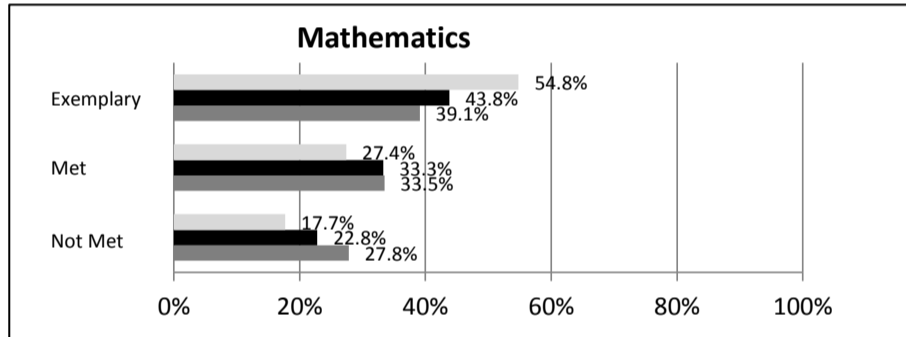
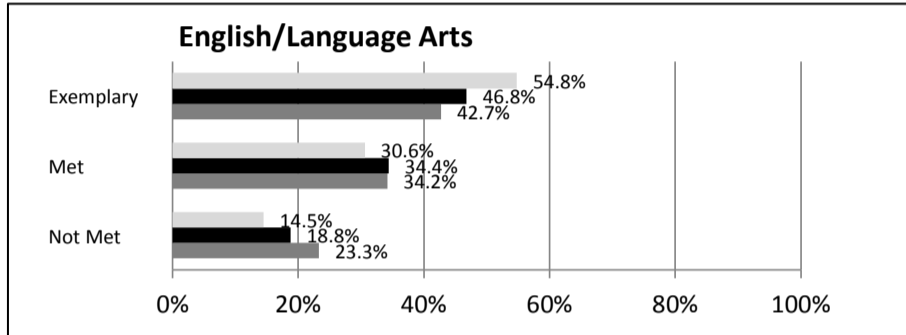
ABSOLUTE RATINGS OF ELEMENTARY SCHOOLS WITH STUDENTS LIKE OURS*

EXCELLENT	GOOD	AVERAGE	BELOW AVERAGE	AT-RISK
41	43	21	1	0

* Ratings are calculated with data available by 04/27/2015. Schools with Students Like Ours are Elementary Schools with Poverty Indices of no more than 5% above or below the index for this school.

SC PASS PERFORMANCE

Our School Elementary Schools with Students Like Ours Elem Schools Statewide



NAEP*

*Performance reported for SC and nation, data not available at school level. Percentages at NAEP Achievement Levels.



SC PERFORMANCE VISION
 By 2020 all students will graduate with the knowledge and skills necessary to compete successfully in the global economy, participate in a democratic society and contribute positively as members of families and communities.

Abbreviations Key

N/A-Not Applicable N/AV-Not Available N/C-Not Collected N/R-Not Reported I/S-Insufficient Sample TBD-To Be Determined

**Ruby Elementary School
CHESTERFIELD COUNTY**

SCHOOL PROFILE

	Our School	Change from Last Year	Elementary Schools with Students Like Ours	Median Elementary Schools
Students (n = 283)				
Retention rate	0.4%	Down from 2.9%	1.1%	1.0%
Attendance rate	96.8%	Up from 96.1%	96.4%	96.5%
Served by gifted and talented program	12.0%	Up from 9.2%	8.5%	7.3%
With disabilities	7.4%	Down from 8.8%	12.6%	12.5%
Older than usual for grade	1.8%	Down from 2.3%	1.9%	1.8%
Out-of-school suspensions or expulsions for violent and/or criminal offenses	0.0%	No change	0.0%	0.0%
Teachers (n = 16)				
Teachers with advanced degrees	81.3%	Down from 82.4%	63.3%	62.3%
Continuing contract teachers	100.0%	No change	85.5%	81.2%
Teachers returning from previous year	N/A	N/A	90.3%	88.4%
Teacher attendance rate	95.9%	Down from 96.1%	95.3%	95.3%
Average teacher salary*	\$50,183	Up 1.7%	\$49,070	\$47,902
Classes not taught by highly qualified teachers	0.0%	No change	0.0%	0.0%
Professional development days/teacher	8.6 days	Up from 8.4 days	11.0 days	10.9 days
School				
Principal's years at school	4.0	Up from 3.0	6.0	4.0
Student-teacher ratio in core subjects	20.9 to 1	Up from 20.8 to 1	20.3 to 1	19.9 to 1
Prime instructional time	90.8%	Down from 91.2%	90.6%	90.7%
Opportunities in the arts	Good	No change	Good	Good
SACS accreditation	Yes	No change	Yes	Yes
Parents attending conferences	100.0%	No change	100.0%	100.0%
Character development program	Good	No change	Excellent	Excellent
Dollars spent per pupil**	\$8,002	Up 8.4%	\$7,270	\$7,680
Percent of expenditures for instruction**	70.3%	Down from 71.0%	67.5%	66.8%
Percent of expenditures for teacher salaries**	69.7%	Down from 70.0%	66.8%	66.0%
ESEA composite index score	99.6	Down from 100.0	89.3	85.7

* Length of contract = 185+ days.

**Prior year audited financial data available.

EVALUATION RESULTS

	Teachers	Students*	Parents*
Number of surveys returned	14	37	23
Percent satisfied with learning environment	100.0%	94.6%	100.0%
Percent satisfied with social and physical environment	100.0%	89.5%	100.0%
Percent satisfied with school-home relations	100.0%	86.9%	77.3%

*Only students at the highest elementary school grade level at this school and their parents were included.

Comprehensive detail, including definitions of ratings, performance criteria, and explanations of status, is available on www.ed.sc.gov and www.eoc.sc.gov as well as school and school district websites.

Printed versions are available from school districts upon request.

REPORT OF PRINCIPAL AND SCHOOL IMPROVEMENT COUNCIL

The 2013-2014 school year has been very challenging and rewarding at Ruby Elementary School. We have continued the ongoing tradition of providing a child-centered environment that challenges and nurtures our students. Through extremely hard work and dedication from our staff, students, parents, and community volunteers, many positive achievements have taken place. ☐

Ruby Elementary maintained South Carolina and Southern Association of Colleges and Schools Accreditations. We earned a 100 A on ESEA: 2013 Federal Accountability System.☐

Students at Ruby Elementary continue to increase PASS scores in all areas. Ruby Elementary earned an Excellent on Absolute rating on 2013 School Report Card. As a result of this accomplishment, Ruby Elementary received the Palmetto Gold Award for general performance in the 2013 Palmetto Gold and Silver Awards Program. ☐

Parents and community involvement in the school was encouraged in many ways. Grandparents were invited to lunch for Grandparents' Day. Several members of the community were invited to share their favorite books with students during "Ruby Reads". Parents were invited to participate in events such as parenting workshops, book fairs, reading with students, as well as end of year programs and awards ceremonies. The community as a whole is dedicated to our students.☐

Ruby Elementary Students have the opportunity to participate in various community service projects. This year students raised over \$3,000 for the American Cancer Society through Relay for Life. ☐

Ruby Elementary continues to work cooperatively with the community to provide a positive environment that enables all students to earn a quality education. We envision continued success during the 2014-2015 school year.☐

Beth K.Suggs, Principal☐

Robbin Usher, School Improvement Council Chair

Abbreviations Key

N/A-Not Applicable

N/AV-Not Available

N/C-Not Collected

N/R-Not Reported

I/S-Insufficient Sample

TBD-To Be Determined