



# SC Annual School Report Card Summary

Sandy Run School  
CALHOUN COUNTY

Grades: PK-8

Enrollment: 632

Principal: George Kiernan

Superintendent: Dr. Steve Wilson

Board Chair: Mr. Gary Porth

## PERFORMANCE

Comprehensive detail, including definitions of ratings, performance criteria, and explanations of status, is available on [www.ed.sc.gov](http://www.ed.sc.gov) and [www.eoc.sc.gov](http://www.eoc.sc.gov) as well as school and school district websites. Printed versions are available from school districts upon request.

YEAR	ABSOLUTE RATING	GROWTH RATING	PALMETTO GOLD AND SILVER AWARD		ESEA/FEDERAL ACCOUNTABILITY RATING SYSTEM	
			General Performance	Closing the Gap	ESEA Grade	Accountability Indicator
2014	Good	Below Average	TBD	TBD	B	Reward
2013	Average	Average	N/A	N/A	B	Reward
2012	Good	Average	N/A	SILVER	B	Reward

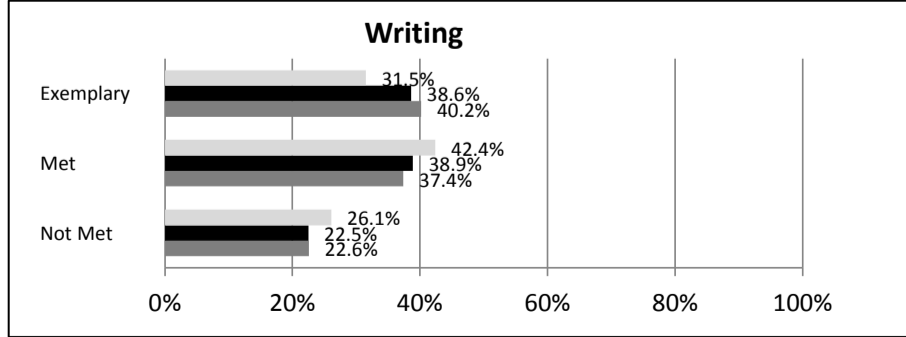
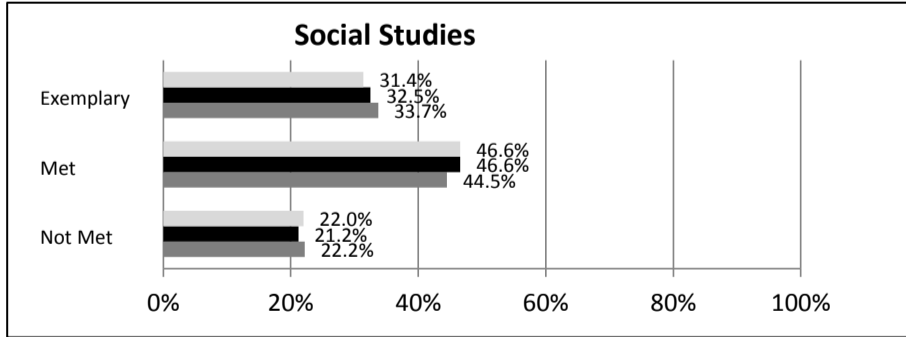
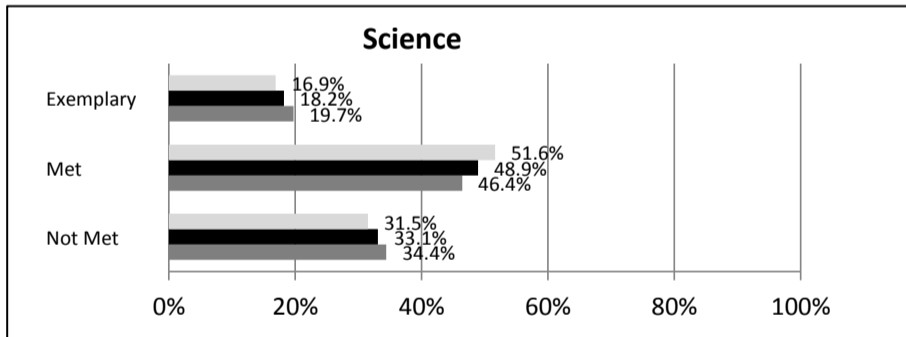
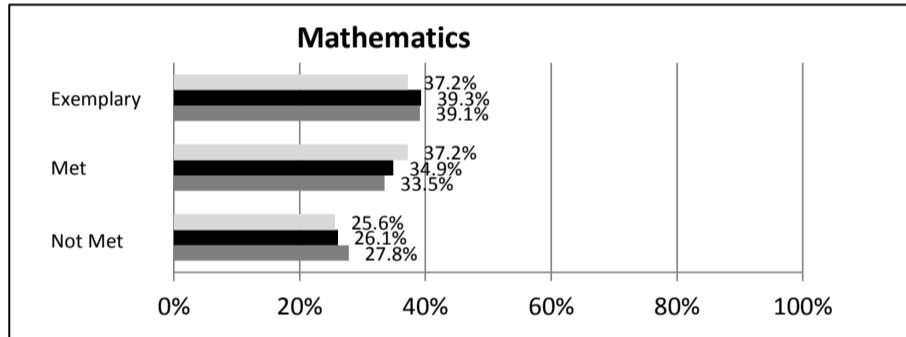
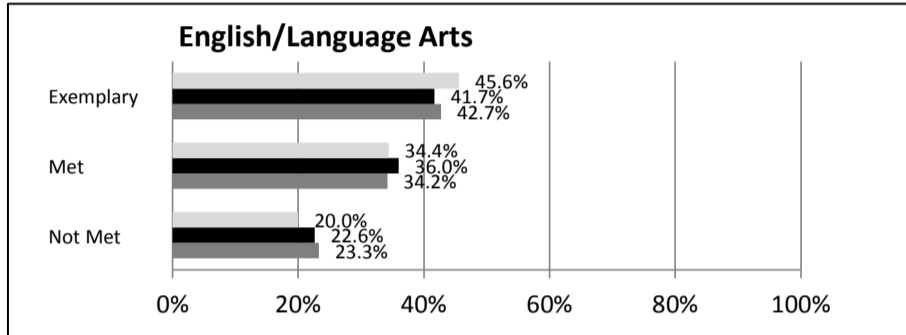
## ABSOLUTE RATINGS OF ELEMENTARY SCHOOLS WITH STUDENTS LIKE OURS\*

EXCELLENT	GOOD	AVERAGE	BELOW AVERAGE	AT-RISK
28	46	56	3	1

\* Ratings are calculated with data available by 04/27/2015. Schools with Students Like Ours are Elementary Schools with Poverty Indices of no more than 5% above or below the index for this school.

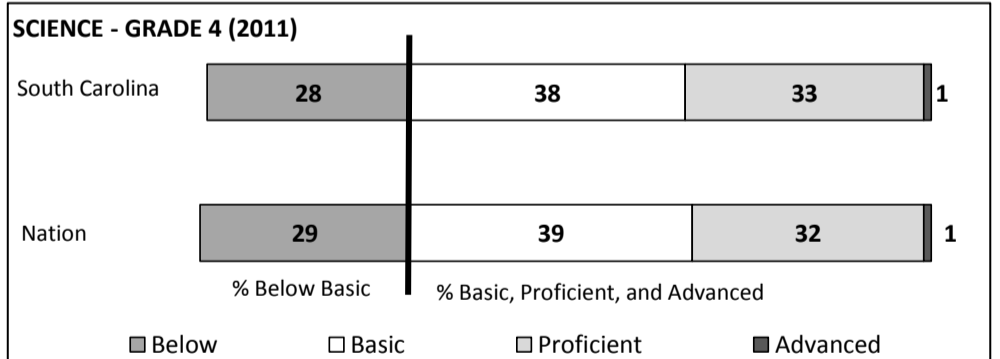

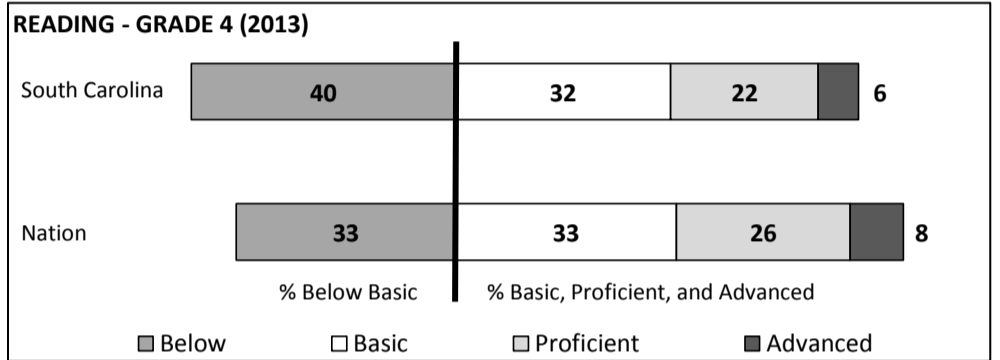
## SC PASS PERFORMANCE

Our School    Elementary Schools with Students Like Ours    Elem Schools Statewide



## NAEP\*

\*Performance reported for SC and nation, data not available at school level. Percentages at NAEP Achievement Levels.



**SC PERFORMANCE VISION**  
By 2020 all students will graduate with the knowledge and skills necessary to compete successfully in the global economy, participate in a democratic society and contribute positively as members of families and communities.

### Abbreviations Key

N/A-Not Applicable

N/AV-Not Available

N/C-Not Collected

N/R-Not Reported

I/S-Insufficient Sample

TBD-To Be Determined

**Sandy Run School  
CALHOUN COUNTY**

**SCHOOL PROFILE**

	Our School	Change from Last Year	Elementary Schools with Students Like Ours	Median Elementary Schools
<b>Students (n = 632)</b>				
Retention rate	0.9%	Down from 1.2%	1.1%	1.0%
Attendance rate	95.7%	Up from 95.6%	96.4%	96.5%
Served by gifted and talented program	7.0%	Up from 4.6%	7.3%	7.3%
With disabilities	10.7%	Up from 10.2%	13.7%	12.5%
Older than usual for grade	2.4%	Down from 2.8%	2.1%	1.8%
Out-of-school suspensions or expulsions for violent and/or criminal offenses	0.8%	Down from 1.2%	0.0%	0.0%
<b>Teachers (n = 42)</b>				
Teachers with advanced degrees	50.0%	Down from 52.4%	61.0%	62.3%
Continuing contract teachers	85.7%	Up from 76.2%	83.5%	81.2%
Teachers returning from previous year	91.2%	Up from 89.0%	89.1%	88.4%
Teacher attendance rate	93.5%	Down from 94.0%	95.3%	95.3%
Average teacher salary*	\$45,752	Down 0.6%	\$48,645	\$47,902
Classes not taught by highly qualified teachers	6.7%	Up from 0.0%	0.0%	0.0%
Professional development days/teacher	7.1 days	Up from 6.4 days	11.2 days	10.9 days
<b>School</b>				
Principal's years at school	6.0	No change	5.0	4.0
Student-teacher ratio in core subjects	19.8 to 1	Up from 17.8 to 1	20.2 to 1	19.9 to 1
Prime instructional time	87.8%	Down from 88.5%	90.2%	90.7%
Opportunities in the arts	Good	No change	Good	Good
SACS accreditation	Yes	No change	Yes	Yes
Parents attending conferences	98.6%	Up from 98.3%	100.0%	100.0%
Character development program	Excellent	No change	Excellent	Excellent
Dollars spent per pupil**	\$7,190	Up 6.8%	\$7,584	\$7,680
Percent of expenditures for instruction**	70.2%	Up from 70.0%	66.5%	66.8%
Percent of expenditures for teacher salaries**	69.2%	Up from 69.0%	65.8%	66.0%
ESEA composite index score	81.3	Down from 84.7	86.2	85.7

\* Length of contract = 185+ days.

\*\*Prior year audited financial data available.

**EVALUATION RESULTS**

	Teachers	Students*	Parents*
Number of surveys returned	14	55	41
Percent satisfied with learning environment	100.0%	81.8%	85.4%
Percent satisfied with social and physical environment	92.9%	74.0%	80.9%
Percent satisfied with school-home relations	85.7%	90.8%	75.0%

\*Only students at the highest elementary school grade level at this school and their parents were included.

Comprehensive detail, including definitions of ratings, performance criteria, and explanations of status, is available on [www.ed.sc.gov](http://www.ed.sc.gov) and [www.eoc.sc.gov](http://www.eoc.sc.gov) as well as school and school district websites.

Printed versions are available from school districts upon request.

**REPORT OF PRINCIPAL AND SCHOOL IMPROVEMENT COUNCIL**

Sandy Run K-8 School prides itself in educating all of its students in order that they may develop skills that will enable them to be fully functioning and diversely educated individuals who are prepared to meet the challenges of life in the twenty-first century. To achieve these goals, students receive an integrated education that provides them with academic knowledge and assists them in their own personal development. Differentiated learning is utilized within the classrooms that addresses the different learning styles of the students and meets their individual needs.

Teachers are continuously exposed to different methods of teaching by attending various workshops both in and out of our district. The teachers use this knowledge to help their teaching style, along with exposing other teachers to the new methods they were taught.

As a school community we have been recognized as an Award Winning School. This was accomplished by achieving high PASS scores for two consecutive years. We were also awarded the Palmetto Silver Award for "closing the achievement gap."

Parental involvement has always been a vital cog to our success. The parents at Sandy Run K-8 are available to help in any way necessary. This involvement with the community has helped Sandy Run K-8 grow in a very positive fashion.

The faculty at Sandy Run K-8 takes the education and safety of every child very seriously. We will continue to make sure that each child can reach his or her fullest potential in a safe and caring environment.

Sincerely,

George Kiernan  
Principal Sandy Run K-8

Lisa Williams  
President School Improvement Council

**Abbreviations Key**

N/A-Not Applicable

N/AV-Not Available

N/C-Not Collected

N/R-Not Reported

I/S-Insufficient Sample

TBD-To Be Determined