



SC Annual School Report Card Summary

Riverview Charter School
BEAUFORT COUNTY

Grades: K-8

Enrollment: 494

Principal: Alison H. Thomas

Superintendent: Dr. Jeffrey Moss

Board Chair: Bill Evans

PERFORMANCE

Comprehensive detail, including definitions of ratings, performance criteria, and explanations of status, is available on www.ed.sc.gov and www.eoc.sc.gov as well as school and school district websites. Printed versions are available from school districts upon request.

YEAR	ABSOLUTE RATING	GROWTH RATING	PALMETTO GOLD AND SILVER AWARD		ESEA/FEDERAL ACCOUNTABILITY RATING SYSTEM	
			General Performance	Closing the Gap	ESEA Grade	Accountability Indicator
2014	Excellent	Excellent	TBD	TBD	A	N/A
2013	Excellent	Excellent	GOLD	N/A	A	N/A
2012	Excellent	Excellent	GOLD	N/A	A	N/A

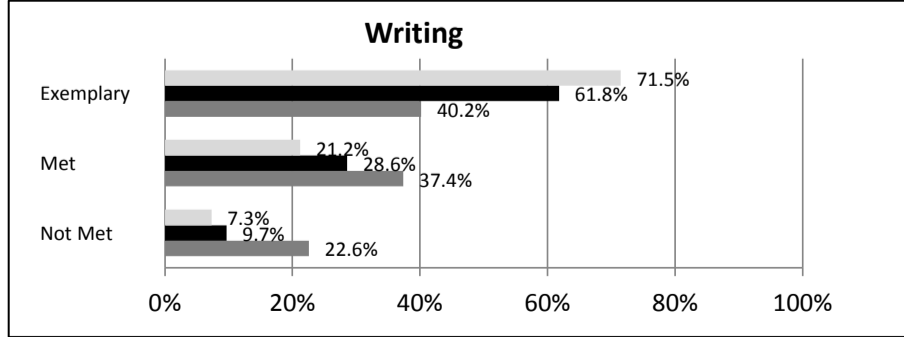
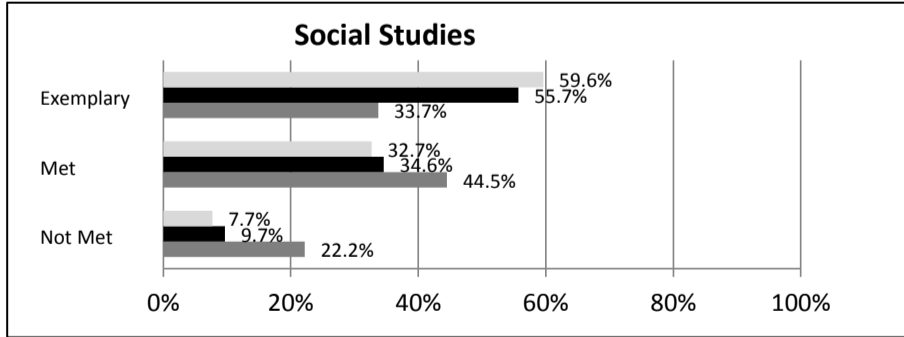
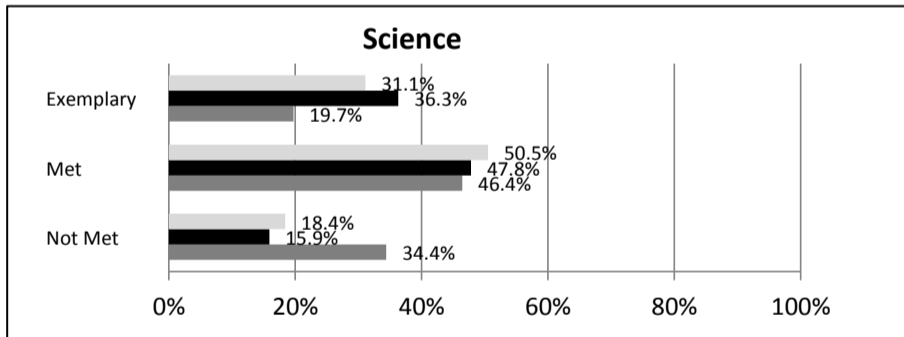
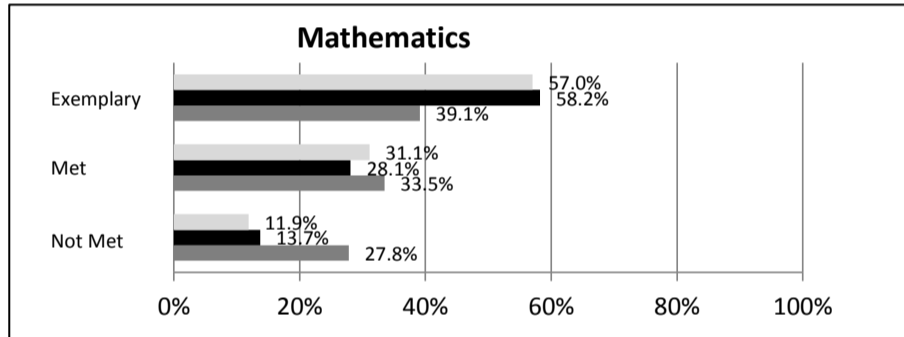
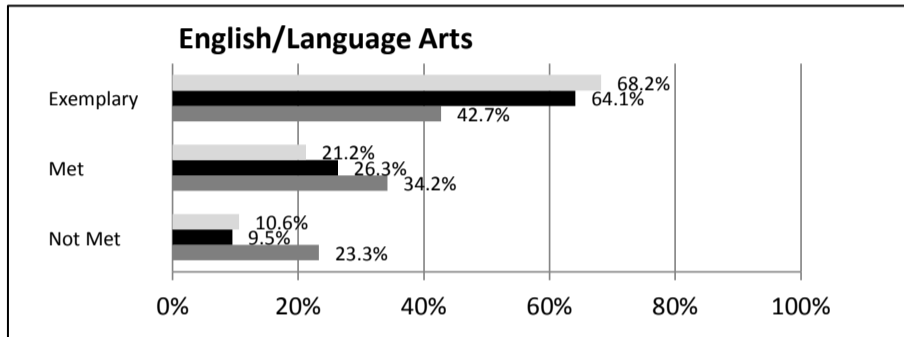
ABSOLUTE RATINGS OF ELEMENTARY SCHOOLS WITH STUDENTS LIKE OURS*

EXCELLENT	GOOD	AVERAGE	BELOW AVERAGE	AT-RISK
30	1	1	0	0

* Ratings are calculated with data available by 04/27/2015. Schools with Students Like Ours are Elementary Schools with Poverty Indices of no more than 5% above or below the index for this school.


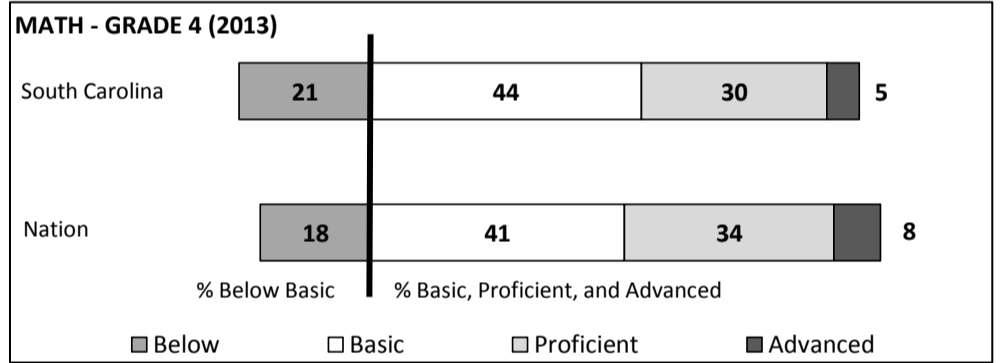
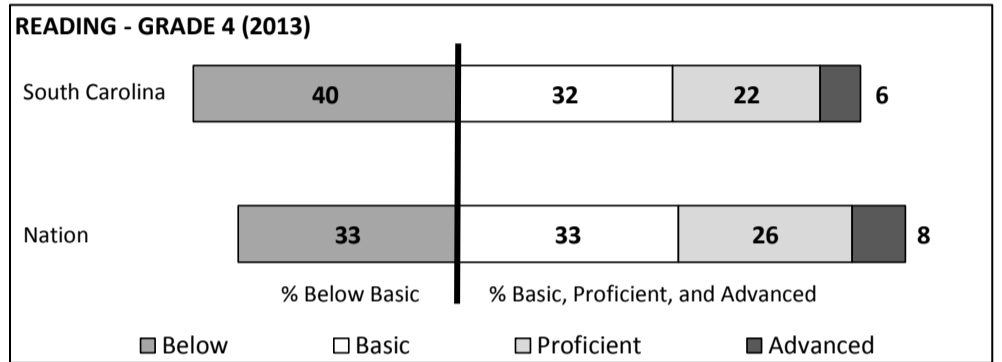
SC PASS PERFORMANCE

Our School Elementary Schools with Students Like Ours Elem Schools Statewide



NAEP*

*Performance reported for SC and nation, data not available at school level. Percentages at NAEP Achievement Levels.



SC PERFORMANCE VISION

By 2020 all students will graduate with the knowledge and skills necessary to compete successfully in the global economy, participate in a democratic society and contribute positively as members of families and communities.

Abbreviations Key

N/A-Not Applicable

N/AV-Not Available

N/C-Not Collected

N/R-Not Reported

I/S-Insufficient Sample

TBD-To Be Determined

**Riverview Charter School
BEAUFORT COUNTY**

SCHOOL PROFILE

	Our School	Change from Last Year	Elementary Schools with Students Like Ours	Median Elementary Schools
Students (n = 494)				
Retention rate	0.6%	Down from 0.7%	0.6%	1.0%
Attendance rate	96.7%	Up from 96.4%	97.0%	96.5%
Served by gifted and talented program	15.2%	Down from 15.5%	15.6%	7.3%
With disabilities	8.4%	Down from 8.8%	9.2%	12.5%
Older than usual for grade	1.2%	Down from 1.5%	0.9%	1.8%
Out-of-school suspensions or expulsions for violent and/or criminal offenses	1.4%	Up from 0.0%	0.0%	0.0%
Teachers (n = 44)				
Teachers with advanced degrees	50.0%	Down from 54.1%	62.6%	62.3%
Continuing contract teachers	79.5%	Up from 70.3%	84.6%	81.2%
Teachers returning from previous year	86.4%	Up from 77.1%	90.3%	88.4%
Teacher attendance rate	99.5%	Up from 96.5%	95.4%	95.3%
Average teacher salary*	\$47,848	Up 2.1%	\$49,103	\$47,902
Classes not taught by highly qualified teachers	2.0%	Up from 0.0%	0.0%	0.0%
Professional development days/teacher	0.4 days	Down from 15.3 days	11.0 days	10.9 days
School				
Principal's years at school	3.5	Up from 3.0	4.0	4.0
Student-teacher ratio in core subjects	17.3 to 1	Down from 18.2 to 1	20.4 to 1	19.9 to 1
Prime instructional time	96.7%	Up from 92.6%	91.3%	90.7%
Opportunities in the arts	Excellent	No change	Good	Good
SACS accreditation	No	No change	Yes	Yes
Parents attending conferences	98.4%	Down from 100.0%	100.0%	100.0%
Character development program	Excellent	No change	Excellent	Excellent
Dollars spent per pupil**	\$9,605	Down 9.9%	\$7,369	\$7,680
Percent of expenditures for instruction**	46.5%	Down from 57.0%	68.5%	66.8%
Percent of expenditures for teacher salaries**	44.2%	Up from 44.0%	67.8%	66.0%
ESEA composite index score	97.3	Down from 100.0	95.0	85.7

* Length of contract = 185+ days.

**Prior year audited financial data available.

EVALUATION RESULTS

	Teachers	Students*	Parents*
Number of surveys returned	38	36	37
Percent satisfied with learning environment	100.0%	97.2%	100.0%
Percent satisfied with social and physical environment	100.0%	97.1%	97.2%
Percent satisfied with school-home relations	100.0%	94.5%	89.2%

*Only students at the highest elementary school grade level at this school and their parents were included.

Comprehensive detail, including definitions of ratings, performance criteria, and explanations of status, is available on www.ed.sc.gov and www.eoc.sc.gov as well as school and school district websites.

Printed versions are available from school districts upon request.

REPORT OF PRINCIPAL AND SCHOOL IMPROVEMENT COUNCIL

"Riverview's mission is to create a small, diverse learning community that actively engages students in meaningful and innovative learning experiences. Emphasizing learning by doing, family and community involvement, and engaged citizenship, Riverview is committed to nurturing the whole child and preparing each student for a global society.

Riverview's small, diverse learning community recognizes and values the whole child - cognitively, physically, socially, emotionally, aesthetically, and ethically - and provides educational opportunities for each dimension to grow and strengthen. By providing a setting that develops the natural learner in every child, Riverview supports children's creativity, curiosity, and individual needs, while preparing them to be responsible, engaged citizens able to be successful in a global society.

At each grade level, the curriculum teaches basic academic concepts and skills, interwoven with interdisciplinary 21st century themes, through real-life experiences. Riverview students are challenged to practice their academic, social, and emotional skills through service-learning projects they design and implement with community partners. Students develop their appreciation for the natural world through environmental education, guided experimentation, and fieldwork. They cultivate their natural artistic talents by actively participating in the visual and musical arts. Reading, writing, speaking and mathematics are investigated through hands-on experiences and student-initiated projects. Students will come to know the world, embrace its cultures, participate in world language studies, and learn its history through role-play, interactive media and simulations. A wellness-focused curriculum promotes physical activity and healthy eating habits. Media literacy, collaboration, technology, and creative problem-solving skills weave their way through all content areas and foster critical thinking.

Using experiential principles as our guide, Riverview employs a variety of research-based educational approaches to help students accomplish the South Carolina Academic Standards through meaningful learning experiences. The strategies include, but are not limited to: Service-Learning; 21st Century interdisciplinary themes; project-based learning; environmental education; reader's and writer's workshop; learner-centered, developmentally appropriate classrooms; integrated arts education; learning profiles; use of Garner's paradigm of multiple intelligences; theme-based learning projects; team teaching and collaboration; inter-class mentorship; inter-generational mentorship by family and community members; world language studies beginning in the early grades; field trips and field work; authentic, evidence-based assessments; academic, social and emotional goal setting; conferences with the teacher, parent, and student; and self-assessment and reflection for teachers and students.

Alison H. Thomas
Director

Abbreviations Key

N/A-Not Applicable

N/AV-Not Available

N/C-Not Collected

N/R-Not Reported

I/S-Insufficient Sample

TBD-To Be Determined