



SC Annual School Report Card Summary

Pritchardville Elementary
BEAUFORT COUNTY
Grades: PK-5 Enrollment: **773**
Principal: Brenda Blue
Superintendent: Dr. Jeffrey Moss
Board Chair: Bill Evans

PERFORMANCE

Comprehensive detail, including definitions of ratings, performance criteria, and explanations of status, is available on www.ed.sc.gov and www.eoc.sc.gov as well as school and school district websites. Printed versions are available from school districts upon request.

YEAR	ABSOLUTE RATING	GROWTH RATING	PALMETTO GOLD AND SILVER AWARD		ESEA/FEDERAL ACCOUNTABILITY RATING SYSTEM	
			General Performance	Closing the Gap	ESEA Grade	Accountability Indicator
2014	Excellent	Good	TBD	TBD	A	N/A
2013	Excellent	Good	GOLD	N/A	A	N/A
2012	Excellent	Good	GOLD	N/A	A	N/A

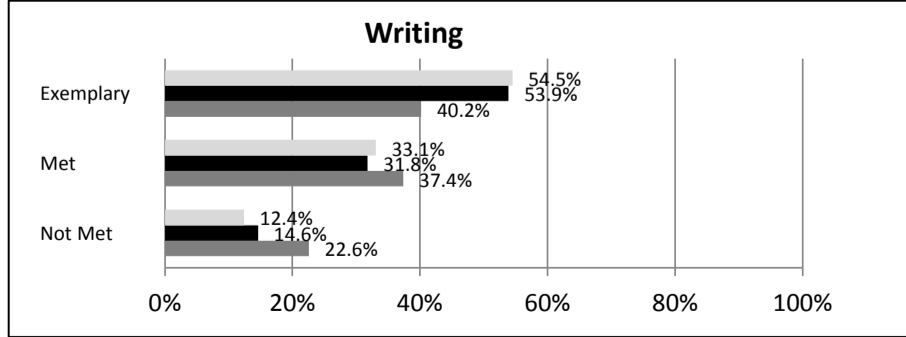
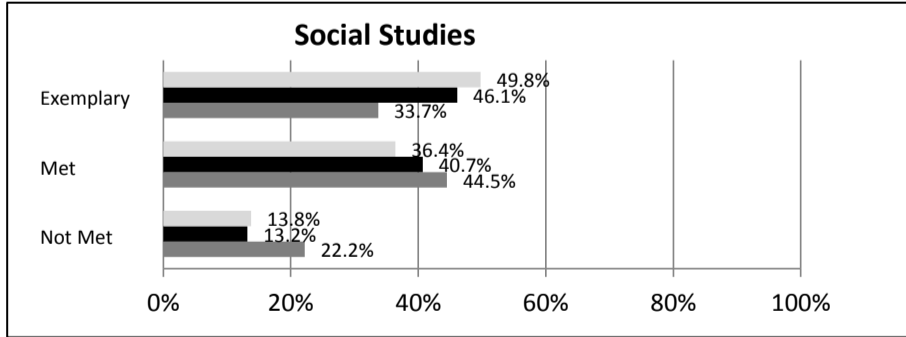
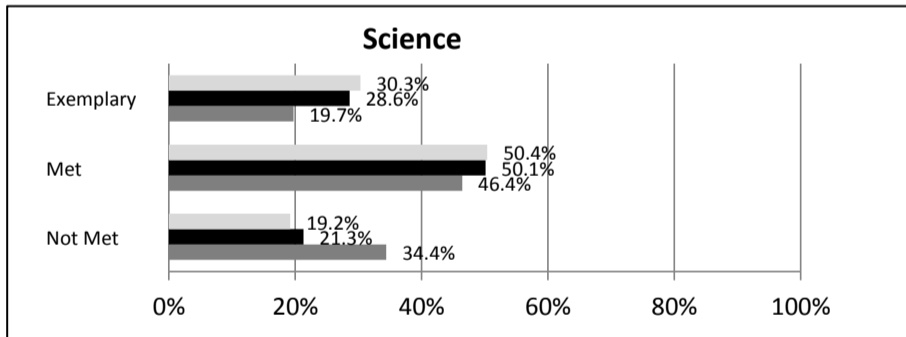
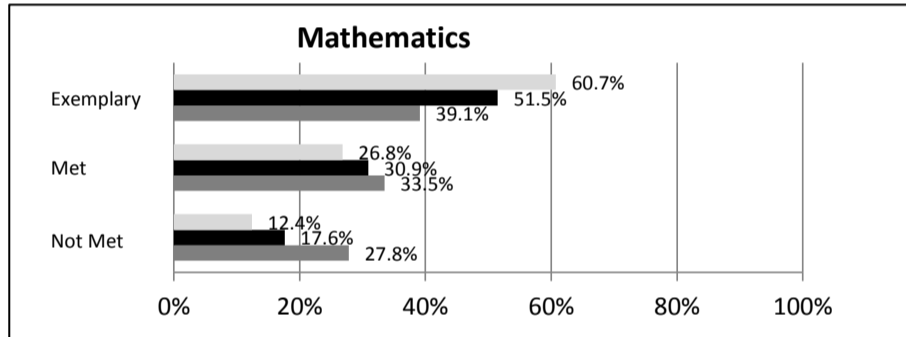
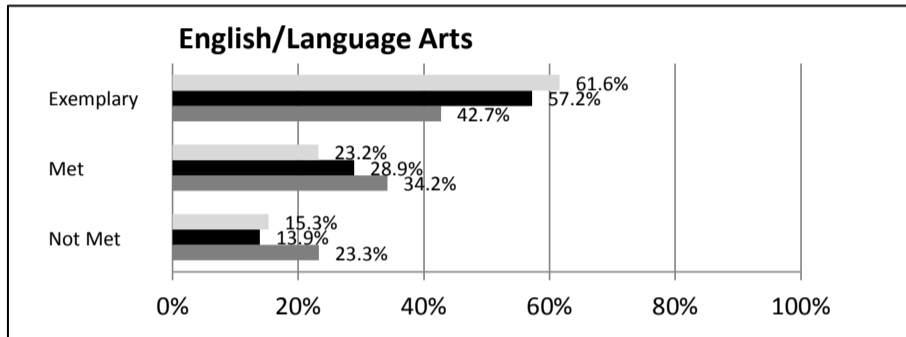
ABSOLUTE RATINGS OF ELEMENTARY SCHOOLS WITH STUDENTS LIKE OURS*

EXCELLENT	GOOD	AVERAGE	BELOW AVERAGE	AT-RISK
40	5	1	1	0

* Ratings are calculated with data available by 04/27/2015. Schools with Students Like Ours are Elementary Schools with Poverty Indices of no more than 5% above or below the index for this school.

SC PASS PERFORMANCE

Our School Elementary Schools with Students Like Ours Elem Schools Statewide



NAEP*

*Performance reported for SC and nation, data not available at school level. Percentages at NAEP Achievement Levels.



SC PERFORMANCE VISION
 By 2020 all students will graduate with the knowledge and skills necessary to compete successfully in the global economy, participate in a democratic society and contribute positively as members of families and communities.

Abbreviations Key

N/A-Not Applicable N/AV-Not Available N/C-Not Collected N/R-Not Reported I/S-Insufficient Sample TBD-To Be Determined

**Pritchardville Elementary
BEAUFORT COUNTY**

SCHOOL PROFILE

	Our School	Change from Last Year	Elementary Schools with Students Like Ours	Median Elementary Schools
Students (n = 773)				
Retention rate	1.4%	Up from 0.9%	0.9%	1.0%
Attendance rate	96.7%	Up from 96.4%	97.0%	96.5%
Served by gifted and talented program	14.6%	Up from 11.3%	12.0%	7.3%
With disabilities	5.9%	Down from 7.3%	10.8%	12.5%
Older than usual for grade	0.9%	No change	1.3%	1.8%
Out-of-school suspensions or expulsions for violent and/or criminal offenses	0.0%	No change	0.0%	0.0%
Teachers (n = 49)				
Teachers with advanced degrees	67.3%	Down from 68.2%	63.6%	62.3%
Continuing contract teachers	55.1%	Down from 59.1%	85.7%	81.2%
Teachers returning from previous year	80.8%	N/A	90.3%	88.4%
Teacher attendance rate	95.4%	Up from 93.7%	95.5%	95.3%
Average teacher salary*	\$47,578	Down 0.4%	\$48,953	\$47,902
Classes not taught by highly qualified teachers	6.2%	Down from 18.1%	0.0%	0.0%
Professional development days/teacher	3.9 days	Down from 11.5 days	10.0 days	10.9 days
School				
Principal's years at school	1.0	Down from 3.0	4.0	4.0
Student-teacher ratio in core subjects	20.8 to 1	Down from 22.1 to 1	20.1 to 1	19.9 to 1
Prime instructional time	90.3%	Up from 88.6%	91.1%	90.7%
Opportunities in the arts	Good	No change	Good	Good
SACS accreditation	Yes	No change	Yes	Yes
Parents attending conferences	100.0%	No change	100.0%	100.0%
Character development program	Excellent	No change	Excellent	Excellent
Dollars spent per pupil**	\$6,533	Up 0.0%	\$7,261	\$7,680
Percent of expenditures for instruction**	71.3%	Down from 73.0%	68.3%	66.8%
Percent of expenditures for teacher salaries**	70.8%	Down from 71.0%	67.4%	66.0%
ESEA composite index score	98.3	Down from 98.6	93.1	85.7

* Length of contract = 185+ days.

**Prior year audited financial data available.

EVALUATION RESULTS

	Teachers	Students*	Parents*
Number of surveys returned	42	128	65
Percent satisfied with learning environment	85.7%	86.7%	87.7%
Percent satisfied with social and physical environment	95.2%	82.0%	95.4%
Percent satisfied with school-home relations	92.8%	79.6%	65.6%

*Only students at the highest elementary school grade level at this school and their parents were included.

Comprehensive detail, including definitions of ratings, performance criteria, and explanations of status, is available on www.ed.sc.gov and www.eoc.sc.gov as well as school and school district websites.

Printed versions are available from school districts upon request.

REPORT OF PRINCIPAL AND SCHOOL IMPROVEMENT COUNCIL

Pritchardville Elementary School serves a diverse population of over 870 students in grade Pre-K thru 5th grades. We were awarded the Palmetto Gold Award for student achievement for the 2013-2014 school year. We are a school-of-choice that provides curriculum from the Advanced Mathematics Engineering and Science (AMES) Program in grades 3 thru 5. The project based AMES curriculum incorporates the engineering cycle within standards performance based lessons. Student work/projects were featured as part of our AMES quarterly showcases. ☒

Pritchardville Elementary School offers a menu of value added enrichment programs throughout the school year for our students. A few examples include: ESOL Books and Breakfast Program, Chorus, 2013 School wide Art Show, Sammy Reading Challenge, WPVES News Show, Running Club, Chess Club, and School Patrols. Approximately 100 students participated in the Read To the Principal program this school year which gave them an opportunity to share their reading and receive a book of their choice. ☒

Pritchardville Elementary School earned an absolute rating of Excellent and a Growth Rating of Good for 2013-2014 school year. We received a Grade A rating via the ESEA/Federal Accountability Rating System ☒

Pritchardville Elementary School has been recognized by the State of South Carolina for our Positive Behavior Interventions and Support (PBIS) program. PVES students are expected to display REACH (Respect, Effort, positive Attitude, Cooperate with others, and show Honesty to everyone) behaviors in a daily environment at school. ☒

Our staff continues to participate in professional development with areas of focus in differentiation of instruction, running records, guided math framework, and technology integration. As school we have implemented Lucy Calkins writing program, BCSD initiative, at all grade levels. ☒

As part of our efforts to prepare students for college and careers our fifth graders (the class of 2021) participated in a career fair. Community members and parents were called upon to speak about their career in association with the standards that the students were learning in their classrooms. ☒

As a school, we are looking forward to expanding our engineering focus to all grade levels. We are integrating the "A" for 'art' to make our STEM initiative - STEAM - Science Technology, Engineering, Art, and Math! ☒

We are proud of the World Class Education all students receive at Pritchardville Elementary School! ☒

Brenda M. Blue, Principal ☒

Stacha Stiller-Stinson Co-Chair School Improvement Council ☒

Monica Green Co Chair School Improvement Council

Abbreviations Key

N/A-Not Applicable

N/AV-Not Available

N/C-Not Collected

N/R-Not Reported

I/S-Insufficient Sample

TBD-To Be Determined