



SC Annual School Report Card Summary

Hilton Head Island Elementary
 BEAUFORT COUNTY
 Grades: 1-5 Enrollment: 916
 Principal: Jill M. McAden
 Superintendent: Dr. Jeffrey Moss
 Board Chair: Bill Evans

PERFORMANCE

Comprehensive detail, including definitions of ratings, performance criteria, and explanations of status, is available on www.ed.sc.gov and www.eoc.sc.gov as well as school and school district websites. Printed versions are available from school districts upon request.

YEAR	ABSOLUTE RATING	GROWTH RATING	PALMETTO GOLD AND SILVER AWARD		ESEA/FEDERAL ACCOUNTABILITY RATING SYSTEM	
			General Performance	Closing the Gap	ESEA Grade	Accountability Indicator
2014	Good	Average	TBD	TBD	B	N/A
2013	Excellent	Average	GOLD	N/A	A	N/A
2012	Good	Average	N/A	N/A	B	N/A

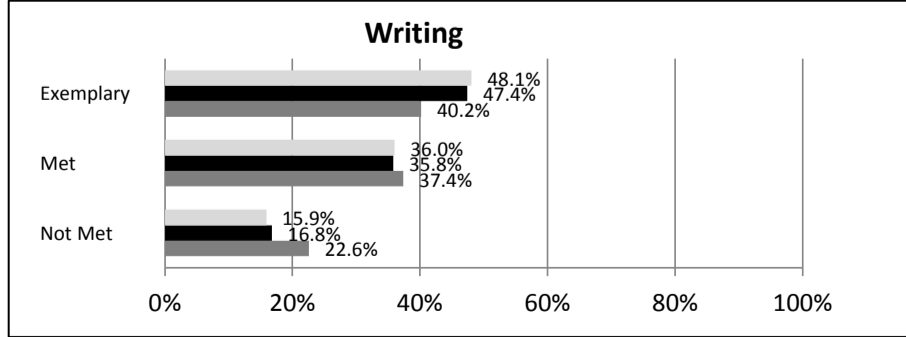
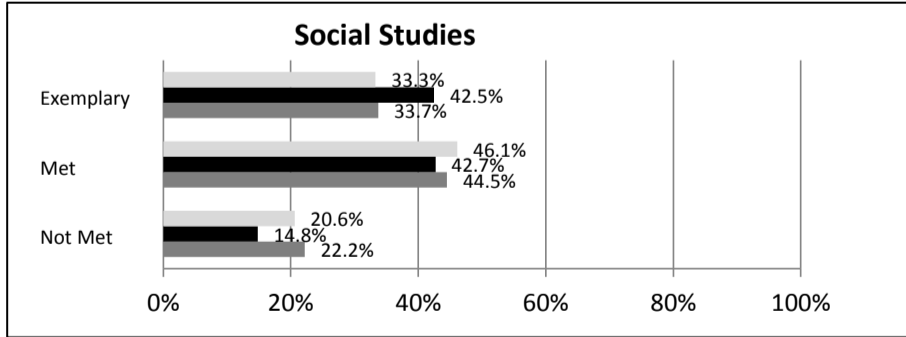
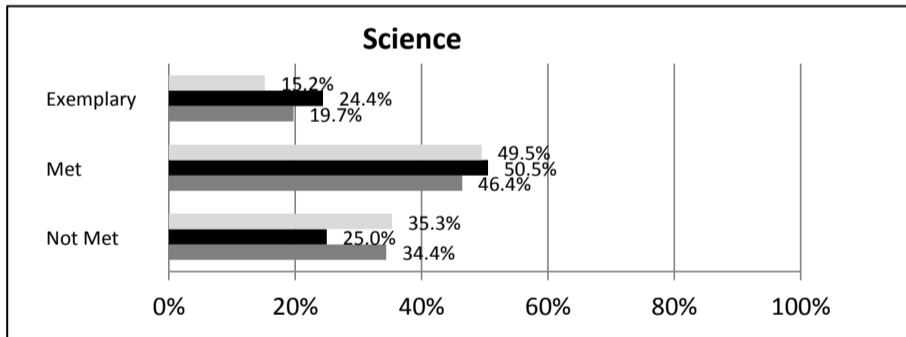
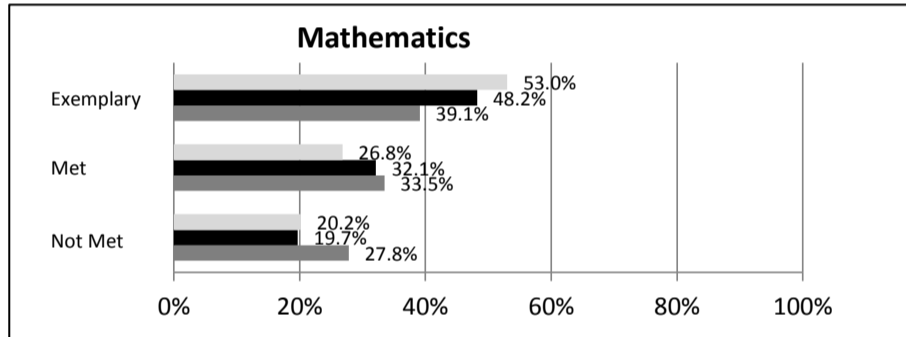
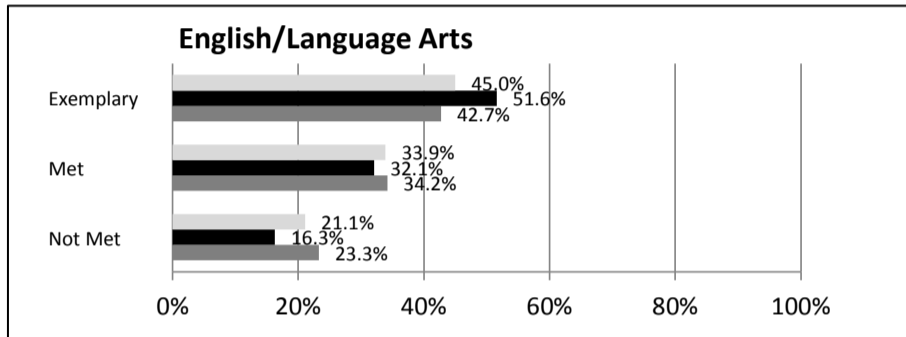
ABSOLUTE RATINGS OF ELEMENTARY SCHOOLS WITH STUDENTS LIKE OURS*

EXCELLENT	GOOD	AVERAGE	BELOW AVERAGE	AT-RISK
49	26	7	0	0

* Ratings are calculated with data available by 04/27/2015. Schools with Students Like Ours are Elementary Schools with Poverty Indices of no more than 5% above or below the index for this school.

SC PASS PERFORMANCE

Our School Elementary Schools with Students Like Ours Elem Schools Statewide



NAEP*

*Performance reported for SC and nation, data not available at school level. Percentages at NAEP Achievement Levels.



SC PERFORMANCE VISION
 By 2020 all students will graduate with the knowledge and skills necessary to compete successfully in the global economy, participate in a democratic society and contribute positively as members of families and communities.

Abbreviations Key

N/A-Not Applicable N/AV-Not Available N/C-Not Collected N/R-Not Reported I/S-Insufficient Sample TBD-To Be Determined

**Hilton Head Island Elementary
BEAUFORT COUNTY**

SCHOOL PROFILE

	Our School	Change from Last Year	Elementary Schools with Students Like Ours	Median Elementary Schools
Students (n = 916)				
Retention rate	0.0%	Down from 0.1%	0.5%	1.0%
Attendance rate	96.8%	No change	96.7%	96.5%
Served by gifted and talented program	15.0%	Down from 17.7%	10.4%	7.3%
With disabilities	7.6%	Up from 7.3%	11.4%	12.5%
Older than usual for grade	0.5%	Down from 0.8%	1.4%	1.8%
Out-of-school suspensions or expulsions for violent and/or criminal offenses	0.0%	No change	0.0%	0.0%
Teachers (n = 71)				
Teachers with advanced degrees	64.8%	Down from 66.7%	64.1%	62.3%
Continuing contract teachers	57.7%	Down from 69.8%	82.8%	81.2%
Teachers returning from previous year	88.2%	Up from 87.3%	90.3%	88.4%
Teacher attendance rate	95.8%	Up from 95.2%	95.3%	95.3%
Average teacher salary*	\$49,723	Down 1.0%	\$49,848	\$47,902
Classes not taught by highly qualified teachers	7.0%	Up from 5.6%	0.0%	0.0%
Professional development days/teacher	2.6 days	Down from 12.0 days	11.8 days	10.9 days
School				
Principal's years at school	8.0	Up from 7.0	5.0	4.0
Student-teacher ratio in core subjects	17.5 to 1	Down from 22.9 to 1	20.5 to 1	19.9 to 1
Prime instructional time	91.4%	Up from 90.9%	91.4%	90.7%
Opportunities in the arts	Excellent	No change	Good	Good
SACS accreditation	Yes	No change	Yes	Yes
Parents attending conferences	97.2%	Down from 100.0%	100.0%	100.0%
Character development program	Excellent	No change	Excellent	Excellent
Dollars spent per pupil**	\$8,740	Up 3.0%	\$7,005	\$7,680
Percent of expenditures for instruction**	65.8%	Down from 72.0%	68.5%	66.8%
Percent of expenditures for teacher salaries**	64.6%	Up from 64.0%	67.3%	66.0%
ESEA composite index score	84.4	Down from 91.7	92.0	85.7

* Length of contract = 185+ days.

**Prior year audited financial data available.

EVALUATION RESULTS

	Teachers	Students*	Parents*
Number of surveys returned	52	161	56
Percent satisfied with learning environment	100.0%	95.0%	91.1%
Percent satisfied with social and physical environment	100.0%	95.0%	92.9%
Percent satisfied with school-home relations	100.0%	91.9%	83.9%

*Only students at the highest elementary school grade level at this school and their parents were included.

Comprehensive detail, including definitions of ratings, performance criteria, and explanations of status, is available on www.ed.sc.gov and www.eoc.sc.gov as well as school and school district websites.

Printed versions are available from school districts upon request.

REPORT OF PRINCIPAL AND SCHOOL IMPROVEMENT COUNCIL

Dear Members of the Hilton Head Island Elementary IB Community,

The SIC meets monthly to discuss celebrations, current events and challenges facing our school. We provide a united voice for the continued success of Hilton Head Island Elementary School, an authorized International Baccalaureate school. SIC goals are defined with a focus on increasing student achievement. SIC goals are aligned with those of the Beaufort County School District and the five year Strategic Plan. The SIC voted to concentrate effort over the next two years on a plan designed to improve and increase parent and community volunteerism to positively impact student achievement. There are three phases to achieving this goal. Phase one involves increasing volunteerism specifically to assist with the various programs and events designed for the students and their families. A newly appointed school volunteer coordinator will work closely with the SIC and PTO to recruit qualified and eager volunteers into the school community, thus fostering greater ownership of the school's success. Phase two focuses on improving communication between parents in order to solicit volunteerism. Parents helping parents is a proven way to ensure the current and future success of our many enriching academic and cultural events. The redefined role of the classroom parent is to provide detailed information regarding school events and opportunities in which to volunteer. Phase three concentrates on evaluating the school to parent communication and teacher to parent communication. The school uses tools such as automated phone messaging, agenda books, Power Teacher, flyers, newsletters, and email messages to communicate. When these tools are used, we believe they are a powerful instrument for recruiting volunteers. While striving to increase volunteerism, all stakeholders will benefit. School programs will continue to prosper. These educational programs in conjunction with the outstanding teaching and learning will positively impact student achievement. Sending well-rounded, globally-thinking young learners into the community will then foster further volunteerism. I hope that you will join us in creating a strong foundation for our future leaders.

Sincerely,

Jenifer Fielding Jill McAden

President, SIC 2013-2015 Principal

Abbreviations Key

N/A-Not Applicable

N/AV-Not Available

N/C-Not Collected

N/R-Not Reported

I/S-Insufficient Sample

TBD-To Be Determined