



SC Annual School Report Card Summary

Hilton Head Island Elementary School for the Creative Arts
BEAUFORT COUNTY
 Grades: K-5 Enrollment: 818
 Principal: Gretchen Keefner
 Superintendent: Dr. Jeffrey Moss
 Board Chair: Bill Evans

PERFORMANCE

Comprehensive detail, including definitions of ratings, performance criteria, and explanations of status, is available on www.ed.sc.gov and www.eoc.sc.gov as well as school and school district websites. Printed versions are available from school districts upon request.

YEAR	ABSOLUTE RATING	GROWTH RATING	PALMETTO GOLD AND SILVER AWARD		ESEA/FEDERAL ACCOUNTABILITY RATING SYSTEM	
			General Performance	Closing the Gap	ESEA Grade	Accountability Indicator
2014	Excellent	Average	TBD	TBD	B	N/A
2013	Good	Average	N/A	N/A	B	N/A
2012	Good	Average	N/A	N/A	C	N/A

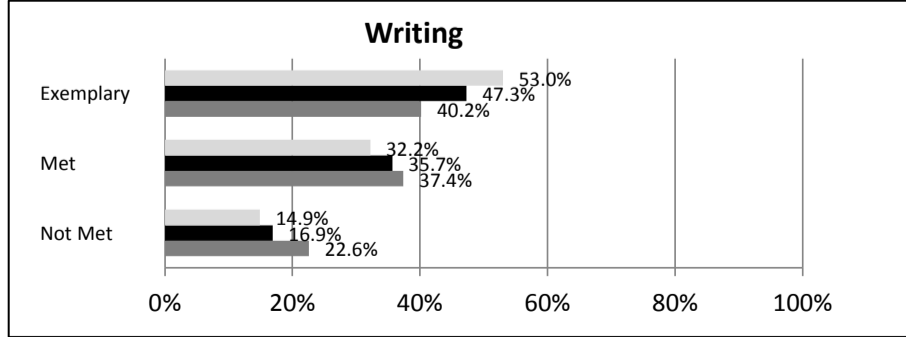
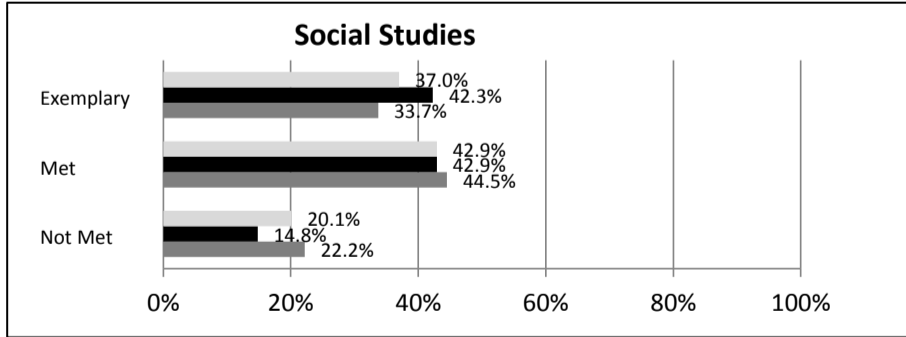
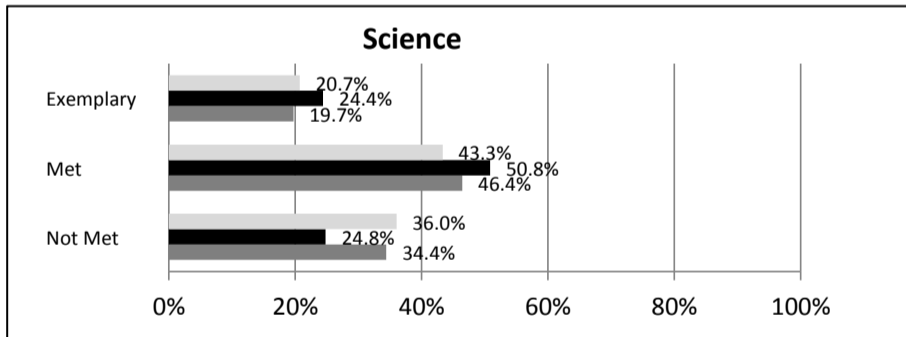
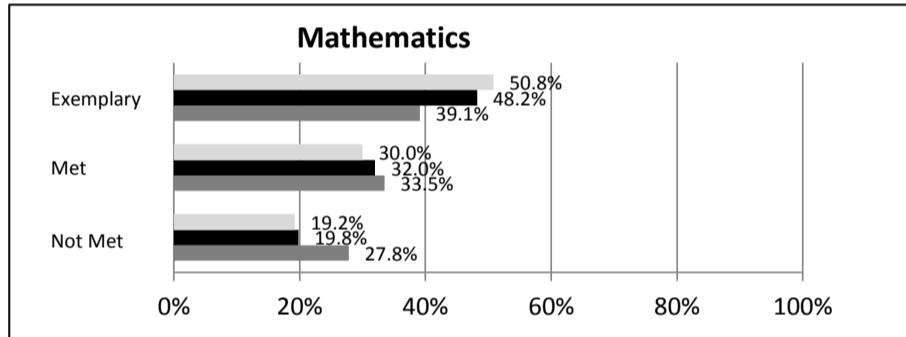
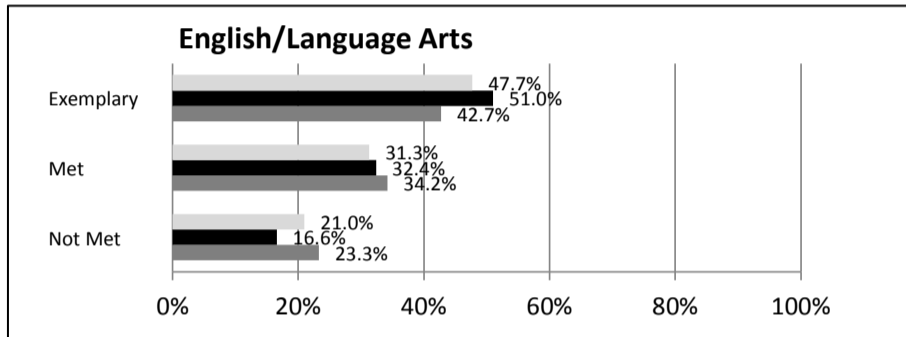
ABSOLUTE RATINGS OF ELEMENTARY SCHOOLS WITH STUDENTS LIKE OURS*

EXCELLENT	GOOD	AVERAGE	BELOW AVERAGE	AT-RISK
51	29	8	0	0

* Ratings are calculated with data available by 04/27/2015. Schools with Students Like Ours are Elementary Schools with Poverty Indices of no more than 5% above or below the index for this school.

SC PASS PERFORMANCE

Our School Elementary Schools with Students Like Ours Elem Schools Statewide



NAEP*

*Performance reported for SC and nation, data not available at school level. Percentages at NAEP Achievement Levels.



SC PERFORMANCE VISION
 By 2020 all students will graduate with the knowledge and skills necessary to compete successfully in the global economy, participate in a democratic society and contribute positively as members of families and communities.

Abbreviations Key

N/A-Not Applicable N/AV-Not Available N/C-Not Collected N/R-Not Reported I/S-Insufficient Sample TBD-To Be Determined

**Hilton Head Island Elementary School for the Creative Arts
BEAUFORT COUNTY**

SCHOOL PROFILE

	Our School	Change from Last Year	Elementary Schools with Students Like Ours	Median Elementary Schools
Students (n = 818)				
Retention rate	0.4%	Down from 0.7%	0.7%	1.0%
Attendance rate	96.8%	Up from 96.7%	96.7%	96.5%
Served by gifted and talented program	14.9%	No change	10.0%	7.3%
With disabilities	8.2%	Down from 8.7%	11.6%	12.5%
Older than usual for grade	0.7%	Down from 1.2%	1.4%	1.8%
Out-of-school suspensions or expulsions for violent and/or criminal offenses	0.0%	Down from 1.4%	0.0%	0.0%
Teachers (n = 58)				
Teachers with advanced degrees	77.6%	Up from 72.7%	64.3%	62.3%
Continuing contract teachers	56.9%	Down from 74.5%	82.8%	81.2%
Teachers returning from previous year	88.3%	Down from 90.0%	90.2%	88.4%
Teacher attendance rate	94.7%	Down from 95.8%	95.4%	95.3%
Average teacher salary*	\$50,463	Down 0.1%	\$50,041	\$47,902
Classes not taught by highly qualified teachers	4.8%	Down from 5.3%	0.0%	0.0%
Professional development days/teacher	16.5 days	Down from 17.5 days	11.9 days	10.9 days
School				
Principal's years at school	9.0	Up from 8.0	5.0	4.0
Student-teacher ratio in core subjects	20.6 to 1	Down from 22.1 to 1	20.5 to 1	19.9 to 1
Prime instructional time	89.5%	Up from 89.4%	91.4%	90.7%
Opportunities in the arts	Excellent	No change	Good	Good
SACS accreditation	Yes	No change	Yes	Yes
Parents attending conferences	100.0%	No change	100.0%	100.0%
Character development program	Excellent	No change	Excellent	Excellent
Dollars spent per pupil**	\$7,521	Up 6.4%	\$7,150	\$7,680
Percent of expenditures for instruction**	73.5%	Down from 81.0%	67.5%	66.8%
Percent of expenditures for teacher salaries**	73.0%	No change	66.7%	66.0%
ESEA composite index score	80.6	Down from 84.8	92.2	85.7

* Length of contract = 185+ days.

**Prior year audited financial data available.

EVALUATION RESULTS

	Teachers	Students*	Parents*
Number of surveys returned	53	151	100
Percent satisfied with learning environment	90.5%	93.3%	94.0%
Percent satisfied with social and physical environment	96.2%	81.4%	94.9%
Percent satisfied with school-home relations	94.2%	86.1%	76.8%

*Only students at the highest elementary school grade level at this school and their parents were included.

Comprehensive detail, including definitions of ratings, performance criteria, and explanations of status, is available on www.ed.sc.gov and www.eoc.sc.gov as well as school and school district websites.

Printed versions are available from school districts upon request.

REPORT OF PRINCIPAL AND SCHOOL IMPROVEMENT COUNCIL

The 2013-14 school year marked the ninth year of operation for Hilton Head Island Elementary School for the Creative Arts as an arts-focused school of choice. Creative Arts has a main campus on Hilton Head Island. The school includes another campus for its annexed, multi-age sister school for elementary students that live on Daufuskie Island. Daufuskie Island is only accessible by boat.

Under our new Superintendent, Dr. Jeffery Moss, a new district plan was written for the 2014–19 school years. On both campuses the schools are fortunate to have great parent leadership and involvement. Commitment by parents, staff and community members through the School Improvement Councils and Parent Teacher Organizations accomplished the writing of a new five-year school plan. Our new school plan will be in place with the opening of the 2014-15 school year.

Community partnerships brought recognition to the school. A national Garden Club award was received for the Creative Arts School Butterfly and Vegetable Gardens. On Daufuskie students participated in the community parade and performed at the Fire House for the community. Yoga, field trips and residencies with local artists added enrichment to the rigorous academic programs and are evidence to support the success of the school year. Success was also measured by the great opportunities in the arts, character development, citizenship and life skills.

In the fall, eleven third, fourth and fifth grade Creative Arts students were identified as receiving a perfect score on one or more sections of the 2012-13 PASS (Palmetto Assessment of State Standards) exams for students in grades three through eight. This is quite an achievement for our students and our school.

Our goals are to ensure that all students are successful academically, to close the achievement gap between subgroups in our school, to provide an arts infused approach to learning, to provide a safe learning environment, to provide good communication and to foster partnerships with our community.

A \$7,500 grant was awarded to the school in recognition for being an “Arts in the Basic Curriculum Model Site” from the South Carolina Arts Commission. Our staff continued to grow professionally making them better teachers in the classroom. Two staff members received Master’s Degrees this past year. Quality staff development on Arts Integration, the new Common Core Standards, the district’s literacy initiative and integrating technology supported staff’s personal professional growth.

We have been proud to serve as the principal, SIC and PTO chairs for the 2013-14 school year at HHIESCA and satellite Daufuskie Island Elementary School. Respectfully submitted,

Gretchen Keefner, Principal - - Debbie Meyers, Laura Leigh Miles, Kristina Roberts, SIC Co-Chairs - - Chantal Horup, Wendy Sampson and Jody Smith, PTO Co-Presidents

Abbreviations Key

N/A-Not Applicable

N/AV-Not Available

N/C-Not Collected

N/R-Not Reported

I/S-Insufficient Sample

TBD-To Be Determined