



# SC Annual School Report Card Summary

**Okatie Elementary School**  
**BEAUFORT COUNTY**  
**Grades: PK-5** Enrollment: 606  
**Principal: Jamie Pinckney**  
**Superintendent: Dr. Jeffrey Moss**  
**Board Chair: Bill Evans**

## PERFORMANCE

Comprehensive detail, including definitions of ratings, performance criteria, and explanations of status, is available on [www.ed.sc.gov](http://www.ed.sc.gov) and [www.eoc.sc.gov](http://www.eoc.sc.gov) as well as school and school district websites. Printed versions are available from school districts upon request.

YEAR	ABSOLUTE RATING	GROWTH RATING	PALMETTO GOLD AND SILVER AWARD		ESEA/FEDERAL ACCOUNTABILITY RATING SYSTEM	
			General Performance	Closing the Gap	ESEA Grade	Accountability Indicator
2014	Excellent	Excellent	TBD	TBD	A	N/A
2013	Excellent	Good	GOLD	GOLD	A	N/A
2012	Excellent	Excellent	GOLD	GOLD	A	N/A

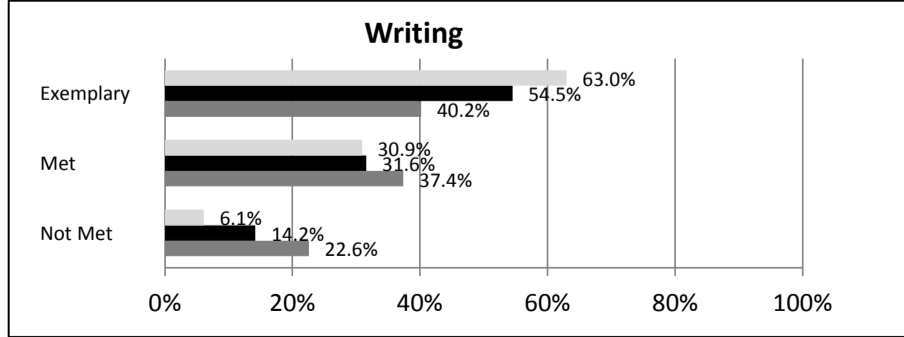
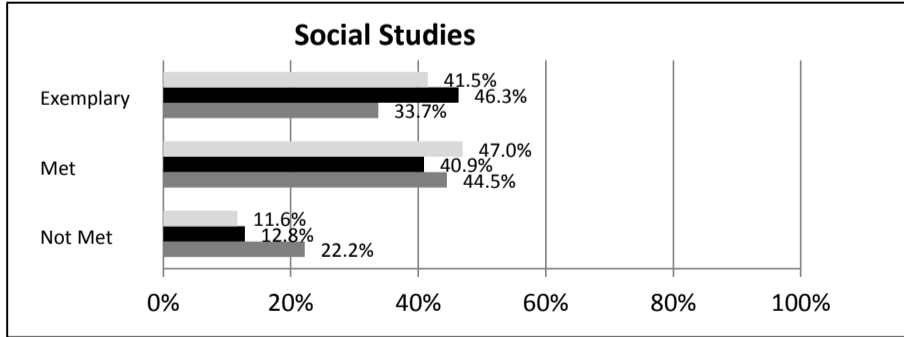
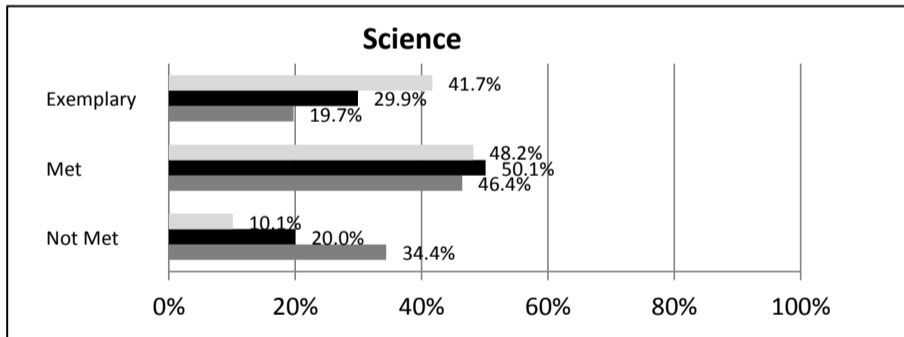
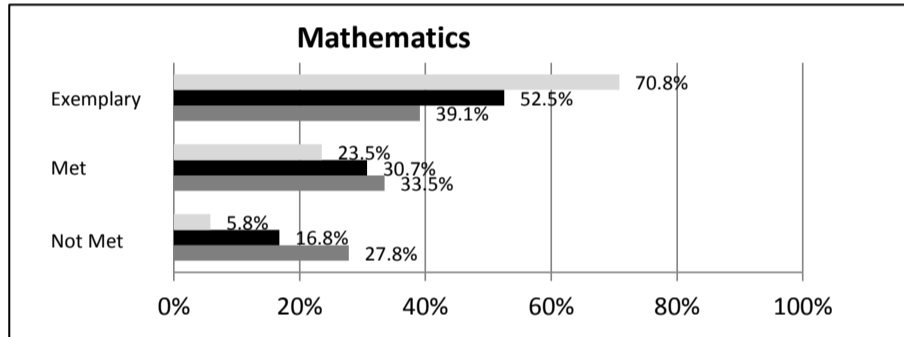
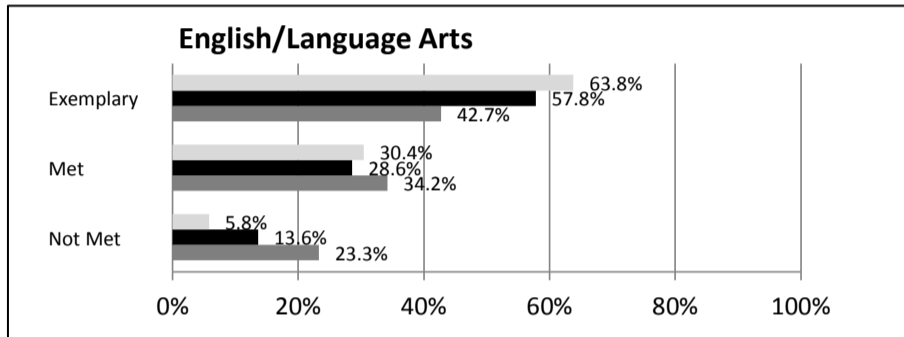
## ABSOLUTE RATINGS OF ELEMENTARY SCHOOLS WITH STUDENTS LIKE OURS\*

EXCELLENT	GOOD	AVERAGE	BELOW AVERAGE	AT-RISK
36	4	0	1	0

\* Ratings are calculated with data available by 04/27/2015. Schools with Students Like Ours are Elementary Schools with Poverty Indices of no more than 5% above or below the index for this school.

## SC PASS PERFORMANCE

Our School    Elementary Schools with Students Like Ours    Elem Schools Statewide



## NAEP\*

\*Performance reported for SC and nation, data not available at school level. Percentages at NAEP Achievement Levels.



## SC PERFORMANCE VISION

By 2020 all students will graduate with the knowledge and skills necessary to compete successfully in the global economy, participate in a democratic society and contribute positively as members of families and communities.

## Abbreviations Key

N/A-Not Applicable    N/AV-Not Available    N/C-Not Collected    N/R-Not Reported    I/S-Insufficient Sample    TBD-To Be Determined

**Okatie Elementary School  
BEAUFORT COUNTY**

**SCHOOL PROFILE**

	Our School	Change from Last Year	Elementary Schools with Students Like Ours	Median Elementary Schools
<b>Students (n = 606)</b>				
Retention rate	1.0%	Up from 0.5%	1.0%	1.0%
Attendance rate	96.9%	Down from 97.0%	97.1%	96.5%
Served by gifted and talented program	11.8%	Down from 14.5%	12.0%	7.3%
With disabilities	7.4%	Down from 7.7%	10.8%	12.5%
Older than usual for grade	0.5%	No change	1.2%	1.8%
Out-of-school suspensions or expulsions for violent and/or criminal offenses	0.0%	No change	0.0%	0.0%
<b>Teachers (n = 41)</b>				
Teachers with advanced degrees	75.6%	Down from 76.2%	64.4%	62.3%
Continuing contract teachers	78.0%	Down from 88.1%	86.7%	81.2%
Teachers returning from previous year	94.2%	Up from 93.5%	90.6%	88.4%
Teacher attendance rate	94.2%	Down from 94.4%	95.5%	95.3%
Average teacher salary*	\$49,326	Up 1.3%	\$49,253	\$47,902
Classes not taught by highly qualified teachers	2.4%	Up from 0.0%	0.0%	0.0%
Professional development days/teacher	18.1 days	Down from 18.7 days	10.3 days	10.9 days
<b>School</b>				
Principal's years at school	11.0	Up from 10.0	4.0	4.0
Student-teacher ratio in core subjects	19.7 to 1	Down from 21.1 to 1	20.5 to 1	19.9 to 1
Prime instructional time	90.0%	Down from 90.6%	91.0%	90.7%
Opportunities in the arts	Good	No change	Good	Good
SACS accreditation	Yes	No change	Yes	Yes
Parents attending conferences	98.1%	Down from 100.0%	99.8%	100.0%
Character development program	Excellent	No change	Excellent	Excellent
Dollars spent per pupil**	\$7,332	Down 0.2%	\$7,271	\$7,680
Percent of expenditures for instruction**	71.7%	Down from 73.0%	68.5%	66.8%
Percent of expenditures for teacher salaries**	71.5%	Up from 71.0%	67.6%	66.0%
ESEA composite index score	100.0	Up from 98.7	95.3	85.7

\* Length of contract = 185+ days.

\*\*Prior year audited financial data available.

**EVALUATION RESULTS**

	Teachers	Students*	Parents*
Number of surveys returned	43	102	89
Percent satisfied with learning environment	100.0%	97.1%	97.8%
Percent satisfied with social and physical environment	100.0%	97.0%	98.9%
Percent satisfied with school-home relations	100.0%	96.0%	92.1%

\*Only students at the highest elementary school grade level at this school and their parents were included.

Comprehensive detail, including definitions of ratings, performance criteria, and explanations of status, is available on [www.ed.sc.gov](http://www.ed.sc.gov) and [www.eoc.sc.gov](http://www.eoc.sc.gov) as well as school and school district websites.

Printed versions are available from school districts upon request.

**REPORT OF PRINCIPAL AND SCHOOL IMPROVEMENT COUNCIL**

2013-2014 was an exceptional year for Okatie. Through the dedication of our teachers, students, parents and community we were recognized as a 2013 National Blue Ribbon Award recipient and earned Palmetto's Finest and the Dick and Tunky Riley SIC Awards. In addition to these stellar recognitions, we earned double Gold Palmetto Awards for academic performance and closing the achievement gap. ☐

Our School Improvement Council continued to vigorously support the school and progress of identified goals. This year's focus was on five major areas including the health and safety of our students, student growth and mentoring, increasing parent and community awareness, addressing and communicating school district issues and writing the new five year school renewal plan. The goals were accomplished through the combined efforts of our parents, community and staff. This year we are proud that we have increased the efficiency and safety of our car rider line, provided nutritious meals to 25 families each month and continued to improve our Ladies and Gentlemen's clubs. In addition to school specific activities, SIC members were active participants in district action committees to redraw attendance zone, find solutions to exponential growth in our community, and were in regular attendance at district board meetings and town hall events. ☐

Teachers and staff worked diligently on projects funded through grants. Three teachers were awarded Palmetto Electric Bright Ideas grants, Jennifer Helms for Robotics Kits, Helen Goodman for Electronics Snap Kits and Circuits and Valecia Whitfield for student books. Amie Lankowski, weather stations and Helen Goodman, non-fiction books, were awarded through the Education Foundation and Helen also received the Lowcountry RC&D Grant. An OES fifth-grader placed first in the Sodexo Future Chef Challenge for his Corn and Black Bean Wrap. ☐

We continue to promote school-wide core values of Respect and Responsibility by recognizing students who consistently model these values, on a quarterly basis. We are also committed to a focus on health choices for our students and strive to encourage daily activity for all students. This year our Kids on the Run club accumulated over 11,000 miles, surpassing our goal to reach Rio de Janeiro! Our Cash Masters (Stock Market) Team earned 2nd place and five students had perfect scores on PASS test. ☐

Okatie students and staff continued giving back to the community through monthly service projects. OES donated over \$3,000 to local Pet Shelters, American Heart Association, March of Dimes, as well as sending over 100 care packages through Operation Christmas Child. ☐

We are proud to recognize Maryanne Cherry, third grade, as our "Teacher of the Year" for 2014 as well as Mina Ortega, ESOL Liaison, for "Support Staff". This year's, "Volunteer of the Year" is Amber Creamer, mother of two owlets. Okatie Elementary is thankful for the ongoing support we receive and look forward to another successful year. ☐

Narrative authored by Jamie Pinckney, Principal and Kiley Wynne, SIC Chair

**Abbreviations Key**

**N/A**-Not Applicable

**N/AV**-Not Available

**N/C**-Not Collected

**N/R**-Not Reported

**I/S**-Insufficient Sample

**TBD**-To Be Determined