



SC Annual School Report Card Summary

Coosa Elementary
BEAUFORT COUNTY

Grades: PK-4

Enrollment: 447

Principal: Carmen Dillard

Superintendent: Dr. Jeffrey Moss

Board Chair: Bill Evans

PERFORMANCE

Comprehensive detail, including definitions of ratings, performance criteria, and explanations of status, is available on www.ed.sc.gov and www.eoc.sc.gov as well as school and school district websites. Printed versions are available from school districts upon request.

YEAR	ABSOLUTE RATING	GROWTH RATING	PALMETTO GOLD AND SILVER AWARD		ESEA/FEDERAL ACCOUNTABILITY RATING SYSTEM	
			General Performance	Closing the Gap	ESEA Grade	Accountability Indicator
2014	Excellent	Excellent	TBD	TBD	A	N/A
2013	Good	Below Average	N/A	N/A	A	N/A
2012	Good	Average	N/A	N/A	A	N/A

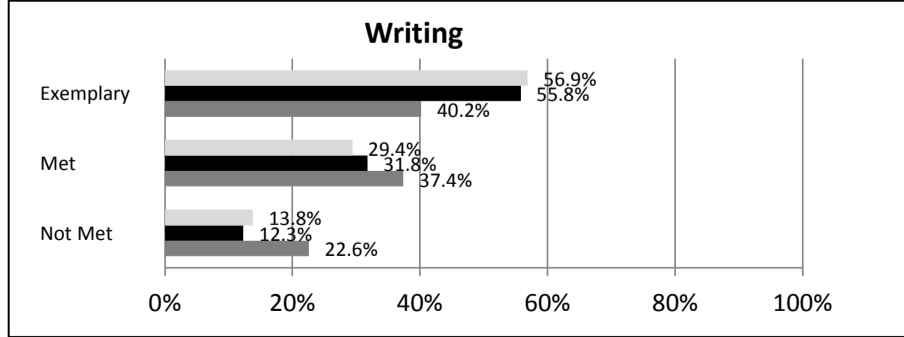
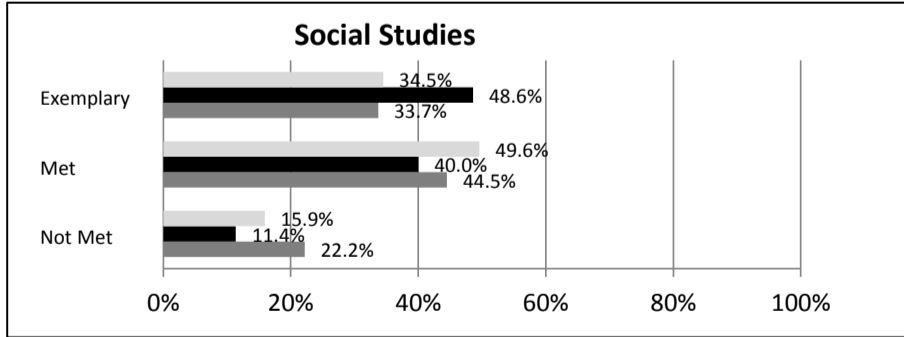
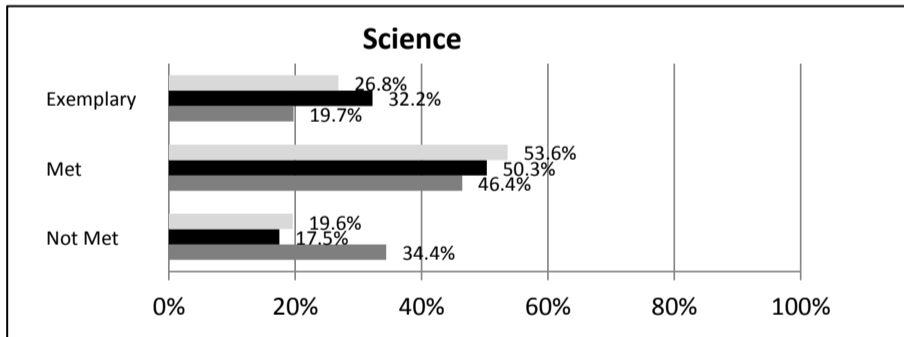
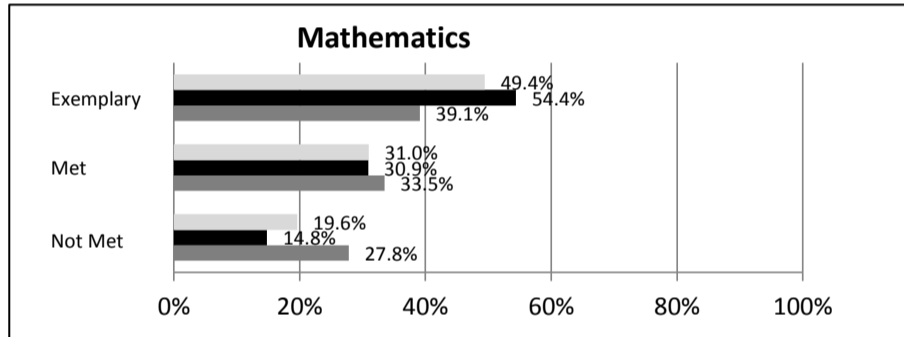
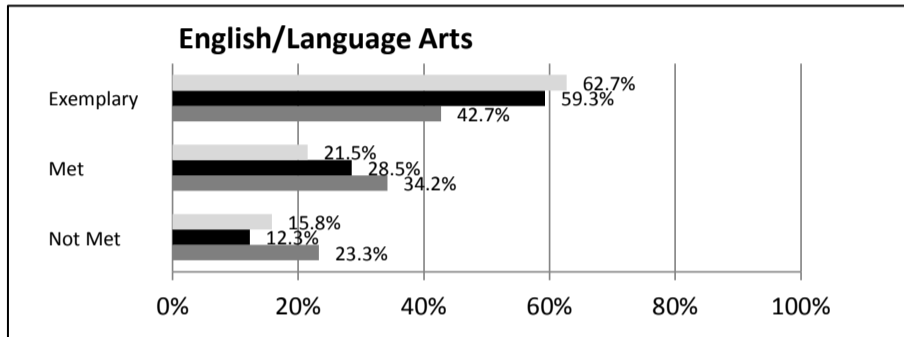
ABSOLUTE RATINGS OF ELEMENTARY SCHOOLS WITH STUDENTS LIKE OURS*

EXCELLENT	GOOD	AVERAGE	BELOW AVERAGE	AT-RISK
31	3	0	0	0

* Ratings are calculated with data available by 04/27/2015. Schools with Students Like Ours are Elementary Schools with Poverty Indices of no more than 5% above or below the index for this school.


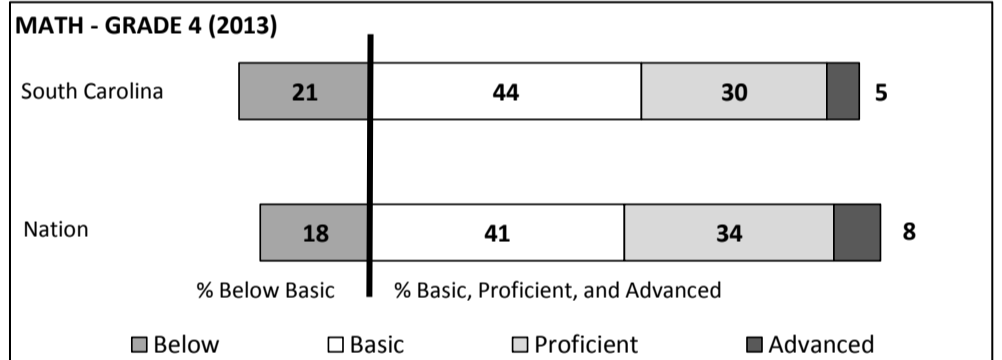
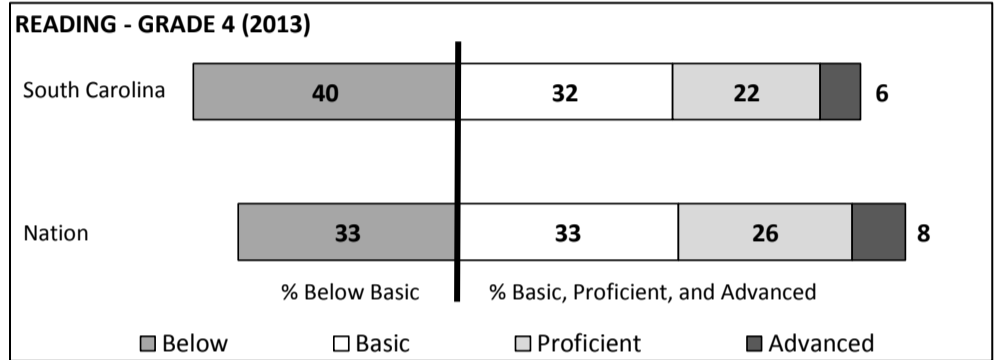
SC PASS PERFORMANCE

Our School Elementary Schools with Students Like Ours Elem Schools Statewide



NAEP*

*Performance reported for SC and nation, data not available at school level. Percentages at NAEP Achievement Levels.



SC PERFORMANCE VISION

By 2020 all students will graduate with the knowledge and skills necessary to compete successfully in the global economy, participate in a democratic society and contribute positively as members of families and communities.

Abbreviations Key

N/A-Not Applicable

N/AV-Not Available

N/C-Not Collected

N/R-Not Reported

I/S-Insufficient Sample

TBD-To Be Determined

**Coosa Elementary
BEAUFORT COUNTY**

SCHOOL PROFILE

	Our School	Change from Last Year	Elementary Schools with Students Like Ours	Median Elementary Schools
Students (n = 447)				
Retention rate	1.4%	Up from 0.7%	1.0%	1.0%
Attendance rate	96.6%	Up from 96.0%	97.1%	96.5%
Served by gifted and talented program	9.2%	Up from 8.0%	12.9%	7.3%
With disabilities	10.1%	Up from 9.5%	10.7%	12.5%
Older than usual for grade	0.4%	Down from 0.6%	1.2%	1.8%
Out-of-school suspensions or expulsions for violent and/or criminal offenses	0.0%	Down from 3.1%	0.0%	0.0%
Teachers (n = 31)				
Teachers with advanced degrees	71.0%	Up from 66.7%	65.2%	62.3%
Continuing contract teachers	90.3%	Up from 90.0%	89.1%	81.2%
Teachers returning from previous year	88.4%	Up from 85.1%	91.7%	88.4%
Teacher attendance rate	95.7%	Up from 93.2%	95.3%	95.3%
Average teacher salary*	\$55,276	Up 0.5%	\$49,290	\$47,902
Classes not taught by highly qualified teachers	0.0%	No change	0.0%	0.0%
Professional development days/teacher	4.4 days	Up from 2.0 days	11.0 days	10.9 days
School				
Principal's years at school	6.0	Up from 5.0	6.0	4.0
Student-teacher ratio in core subjects	19.3 to 1	Down from 20.8 to 1	20.5 to 1	19.9 to 1
Prime instructional time	90.7%	Up from 88.1%	90.6%	90.7%
Opportunities in the arts	Good	Up from Poor	Good	Good
SACS accreditation	Yes	No change	Yes	Yes
Parents attending conferences	100.0%	Up from 98.3%	99.8%	100.0%
Character development program	Excellent	No change	Excellent	Excellent
Dollars spent per pupil**	\$7,777	Up 0.1%	\$7,065	\$7,680
Percent of expenditures for instruction**	69.1%	Down from 70.0%	67.3%	66.8%
Percent of expenditures for teacher salaries**	68.7%	Up from 68.0%	66.8%	66.0%
ESEA composite index score	93.3	Down from 94.1	96.6	85.7

* Length of contract = 185+ days.

**Prior year audited financial data available.

EVALUATION RESULTS

	Teachers	Students*	Parents*
Number of surveys returned	27	75	58
Percent satisfied with learning environment	85.2%	94.6%	91.4%
Percent satisfied with social and physical environment	92.3%	89.3%	88.1%
Percent satisfied with school-home relations	85.1%	88.0%	71.9%

*Only students at the highest elementary school grade level at this school and their parents were included.

Comprehensive detail, including definitions of ratings, performance criteria, and explanations of status, is available on www.ed.sc.gov and www.eoc.sc.gov as well as school and school district websites.

Printed versions are available from school districts upon request.

REPORT OF PRINCIPAL AND SCHOOL IMPROVEMENT COUNCIL

Coosa Elementary School had a very successful 2013-2014 school year. We celebrated our successes from the 2012-2013 school year, with our writing results, and worked diligently to incorporate connections across all content areas to improve our science and social studies results while maintaining high expectations in English/Language Arts and Math.☒

We just completed our second full year of the leadership development initiative “The Leader in Me”, based on Dr. Stephen Covey’s book, “The 7 Habits of Highly Effective People.” The 7-Habits empower students to make good choices, plan ahead and prioritize, work well with others, and take care of themselves - body, mind, and spirit. It is modeled by the teachers and staff, embedded into the curriculum, and a ubiquitous presence throughout the day. Leadership, respect, responsibility, and integrity make up the core values of the school’s PBIS (Positive Behavior Intervention Support) initiative.☒

The success of Coosa Elementary can be attributed to the participation, involvement, and collaborative efforts of dedicated students, parents, faculty and staff, and a community that sees the value and need for a quality education. Parent and community volunteers offer time and assistance throughout the school year. The combined efforts of our stakeholders provide an invaluable support system for our students.☒

The Coosa Literacy and Math Instructional Coaches support teachers in further developing effective instructional practices through professional learning opportunities, analysis of student learning data, and acquisition of needed resources. As a faculty and staff, we continue to hold high expectations of ourselves as educators and our students. Teams meet and work tirelessly to see that each and every student receives a rigorous and fulfilling education, important life skills, and character development.☒

A very active School Improvement Council and Parent Teacher Organization, along with the faculty and staff, offer feedback in our ongoing self-evaluation and yearly update of the School Renewal Plan. The strategic goals of the School Renewal Plan were updated this year and are aligned with the school district goals. The goals include precise communication of purpose and direction, needed resources and services that support continuous improvement, teacher effectiveness that promotes student learning, assessments that guide continued learning, and effective governance and leadership.☒

Coosa continues to focus on our priority of “growing great leaders who dream more, learn more, achieve more, and become more.”☒

Carmen Dillard, Principal
Chairperson

Audra Powell, SIC

Abbreviations Key

N/A-Not Applicable

N/AV-Not Available

N/C-Not Collected

N/R-Not Reported

I/S-Insufficient Sample

TBD-To Be Determined