



# SC Annual School Report Card Summary

**Bluffton Elementary and Early Childhood Center**  
**BEAUFORT COUNTY**  
**Grades: PK-5** Enrollment: **713**  
**Principal: Christine Brown**  
**Superintendent: Dr. Jeffrey Moss**  
**Board Chair: Bill Evans**

## PERFORMANCE

Comprehensive detail, including definitions of ratings, performance criteria, and explanations of status, is available on [www.ed.sc.gov](http://www.ed.sc.gov) and [www.eoc.sc.gov](http://www.eoc.sc.gov) as well as school and school district websites. Printed versions are available from school districts upon request.

YEAR	ABSOLUTE RATING	GROWTH RATING	PALMETTO GOLD AND SILVER AWARD		ESEA/FEDERAL ACCOUNTABILITY RATING SYSTEM	
			General Performance	Closing the Gap	ESEA Grade	Accountability Indicator
2014	Excellent	Average	TBD	TBD	A	N/A
2013	Good	Average	N/A	N/A	B	N/A
2012	Good	Good	SILVER	N/A	B	N/A

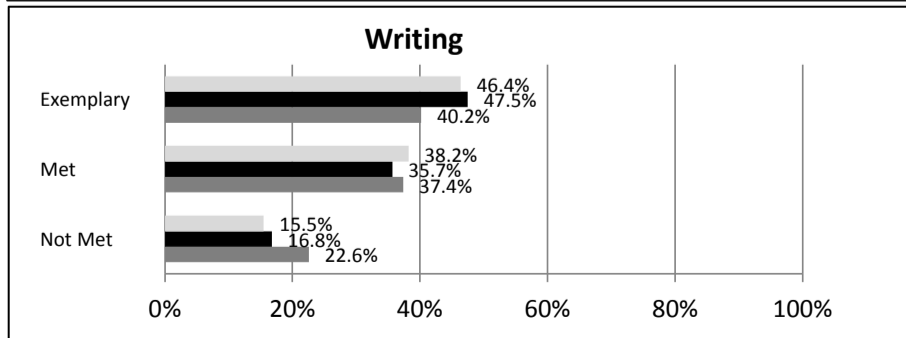
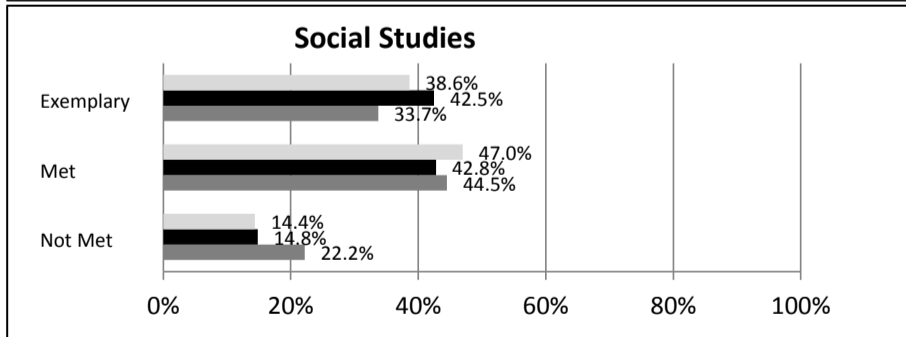
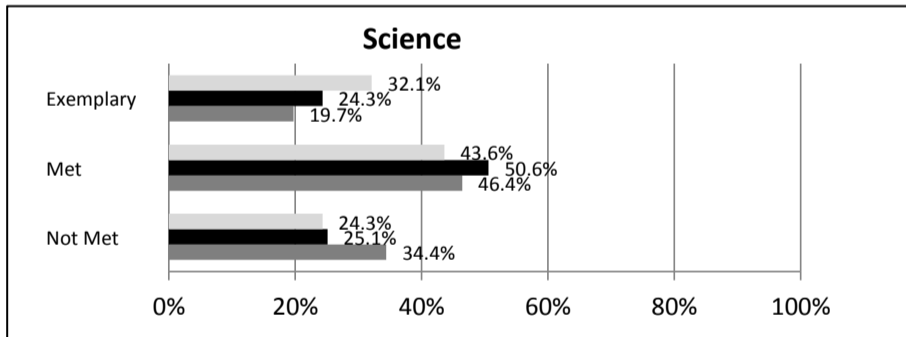
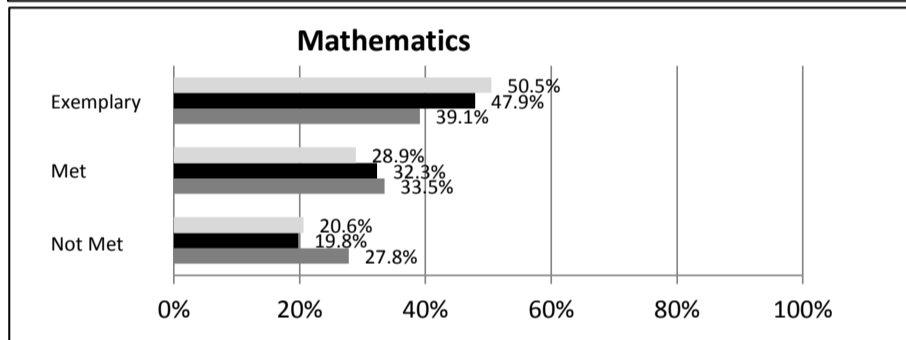
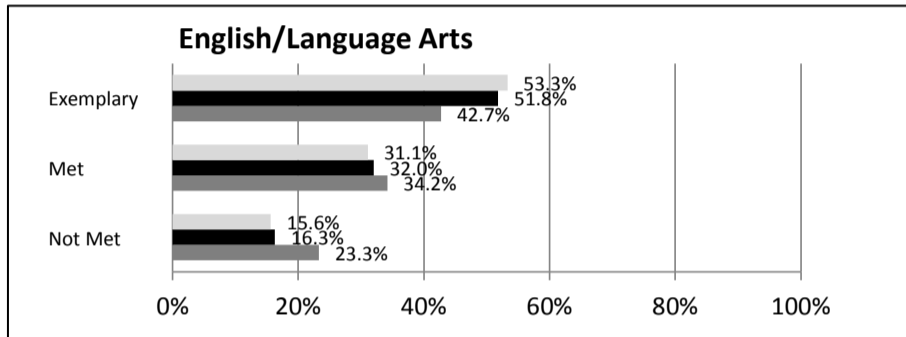
## ABSOLUTE RATINGS OF ELEMENTARY SCHOOLS WITH STUDENTS LIKE OURS\*

EXCELLENT	GOOD	AVERAGE	BELOW AVERAGE	AT-RISK
48	26	7	0	0

\* Ratings are calculated with data available by 04/27/2015. Schools with Students Like Ours are Elementary Schools with Poverty Indices of no more than 5% above or below the index for this school.

## SC PASS PERFORMANCE

Our School    Elementary Schools with Students Like Ours    Elem Schools Statewide



## NAEP\*

\*Performance reported for SC and nation, data not available at school level. Percentages at NAEP Achievement Levels.



**SC PERFORMANCE VISION**  
 By 2020 all students will graduate with the knowledge and skills necessary to compete successfully in the global economy, participate in a democratic society and contribute positively as members of families and communities.

### Abbreviations Key

N/A-Not Applicable    N/AV-Not Available    N/C-Not Collected    N/R-Not Reported    I/S-Insufficient Sample    TBD-To Be Determined

**Bluffton Elementary and Early Childhood Center  
BEAUFORT COUNTY**

**SCHOOL PROFILE**

	Our School	Change from Last Year	Elementary Schools with Students Like Ours	Median Elementary Schools
<b>Students (n = 713)</b>				
Retention rate	1.8%	Up from 0.4%	0.5%	1.0%
Attendance rate	96.5%	Down from 96.7%	96.7%	96.5%
Served by gifted and talented program	10.4%	Down from 11.3%	10.4%	7.3%
With disabilities	9.1%	Down from 11.3%	11.4%	12.5%
Older than usual for grade	1.4%	No change	1.3%	1.8%
Out-of-school suspensions or expulsions for violent and/or criminal offenses	0.1%	Up from 0.0%	0.0%	0.0%
<b>Teachers (n = 55)</b>				
Teachers with advanced degrees	47.3%	Down from 48.9%	63.5%	62.3%
Continuing contract teachers	49.1%	Down from 82.2%	82.7%	81.2%
Teachers returning from previous year	81.9%	Up from 79.7%	90.1%	88.4%
Teacher attendance rate	93.6%	Up from 92.9%	95.3%	95.3%
Average teacher salary*	\$46,111	Down 2.6%	\$49,832	\$47,902
Classes not taught by highly qualified teachers	1.9%	Down from 13.7%	0.0%	0.0%
Professional development days/teacher	17.1 days	Down from 18.1 days	11.8 days	10.9 days
<b>School</b>				
Principal's years at school	7.0	Up from 6.0	5.0	4.0
Student-teacher ratio in core subjects	19.0 to 1	Down from 22.2 to 1	20.5 to 1	19.9 to 1
Prime instructional time	88.3%	Up from 87.6%	91.5%	90.7%
Opportunities in the arts	Good	No change	Good	Good
SACS accreditation	Yes	No change	Yes	Yes
Parents attending conferences	100.0%	No change	100.0%	100.0%
Character development program	Excellent	No change	Excellent	Excellent
Dollars spent per pupil**	\$8,504	Up 8.3%	\$7,007	\$7,680
Percent of expenditures for instruction**	65.0%	Down from 66.0%	68.6%	66.8%
Percent of expenditures for teacher salaries**	64.8%	Down from 65.0%	67.5%	66.0%
ESEA composite index score	94.4	Up from 89.9	92.1	85.7

\* Length of contract = 185+ days.

\*\*Prior year audited financial data available.

**EVALUATION RESULTS**

	Teachers	Students*	Parents*
Number of surveys returned	38	93	44
Percent satisfied with learning environment	89.5%	86.0%	93.2%
Percent satisfied with social and physical environment	94.8%	88.1%	86.1%
Percent satisfied with school-home relations	94.6%	87.1%	77.7%

\*Only students at the highest elementary school grade level at this school and their parents were included.

Comprehensive detail, including definitions of ratings, performance criteria, and explanations of status, is available on [www.ed.sc.gov](http://www.ed.sc.gov) and [www.eoc.sc.gov](http://www.eoc.sc.gov) as well as school and school district websites.

Printed versions are available from school districts upon request.

**REPORT OF PRINCIPAL AND SCHOOL IMPROVEMENT COUNCIL**

For the 2013/14 school year, Bluffton Elementary and Early Childhood Center continues to focus on academic improvement, community service and technology integration. ☐

☐

The staff had a strong push for Science, including the addition of a Science Lab. This led to improvements with an overall increase of 7%. After the rounds of MAP testing this year, we identified a weakness in math. We have developed plans to focus on individual student weaknesses by strand. ☐

☐

For technology, we have been granted permission to be a school of choice for animation, creation and design. Students will be designing apps, games and learning coding, 2D/3D and stop motion animation. This choice option will be available for 2015.

Throughout this year and continuing for next year, staff will attend training and professional development in preparation for the choice.☐

☐

Through our Positive Behavior Intervention community service projects, our students have donated over 600 can goods to a local food bank, reached out to our military to show support, and continued to support our local animal shelters with donated items. Our focus will be to continue to expand our projects as we work closely with the community in which we live.☐

☐

Christine Brown – Principal  
Assistant Principal☐

Mary Rozek –

☐

Kathy Cuppia – School Improvement Chair

**Abbreviations Key**

**N/A**-Not Applicable

**N/AV**-Not Available

**N/C**-Not Collected

**N/R**-Not Reported

**I/S**-Insufficient Sample

**TBD**-To Be Determined