



SC Annual School Report Card Summary

Whale Branch Elementary School
BEAUFORT COUNTY
Grades: PK-4 Enrollment: 535
Principal: Anita Lynn Singleton
Superintendent: Dr. Jeffrey Moss
Board Chair: Bill Evans

PERFORMANCE

Comprehensive detail, including definitions of ratings, performance criteria, and explanations of status, is available on www.ed.sc.gov and www.eoc.sc.gov as well as school and school district websites. Printed versions are available from school districts upon request.

| YEAR | ABSOLUTE RATING | GROWTH RATING | PALMETTO GOLD AND SILVER AWARD | | ESEA/FEDERAL ACCOUNTABILITY RATING SYSTEM | |
|------|-----------------|---------------|--------------------------------|-----------------|---|--------------------------|
| | | | General Performance | Closing the Gap | ESEA Grade | Accountability Indicator |
| 2014 | Average | Good | TBD | TBD | C | N/A |
| 2013 | Average | Excellent | GOLD | SILVER | D | N/A |
| 2012 | Below Average | Average | N/A | N/A | D | N/A |

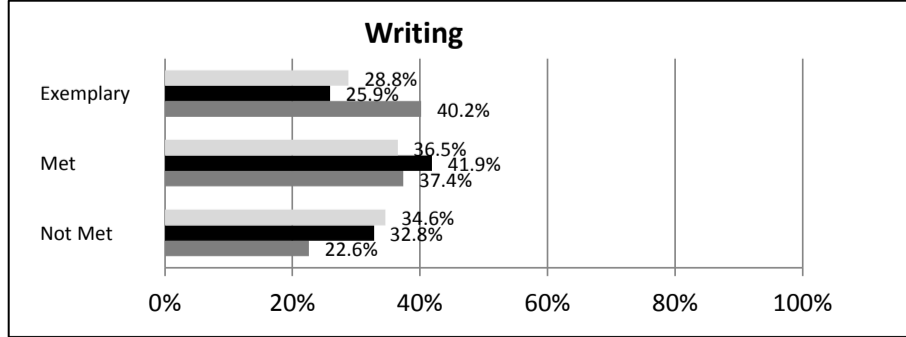
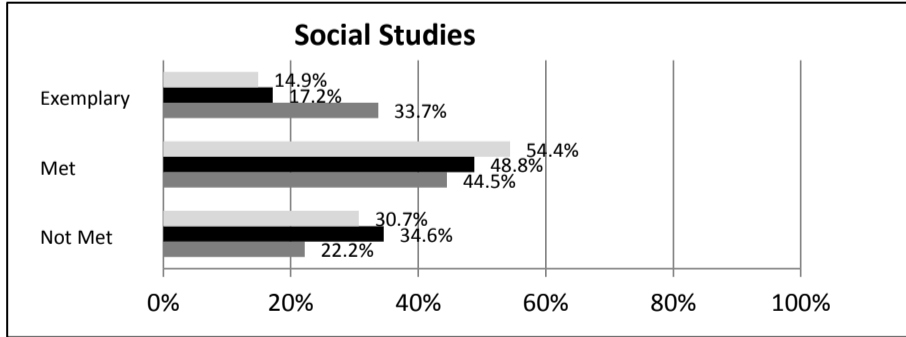
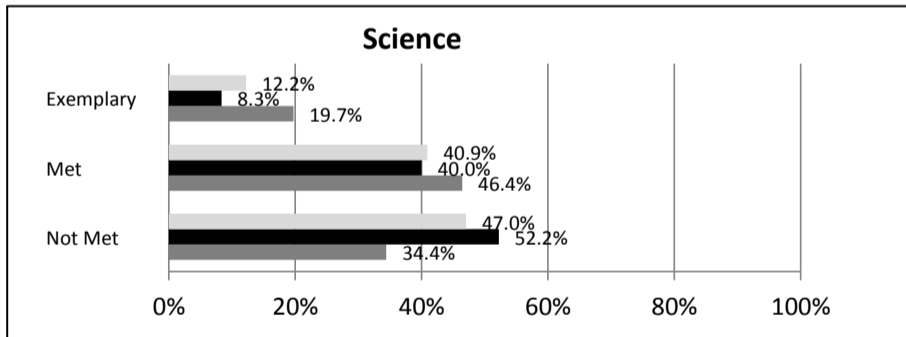
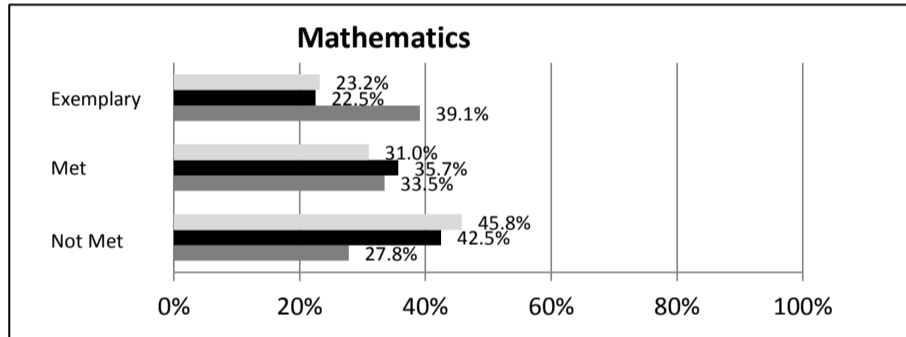
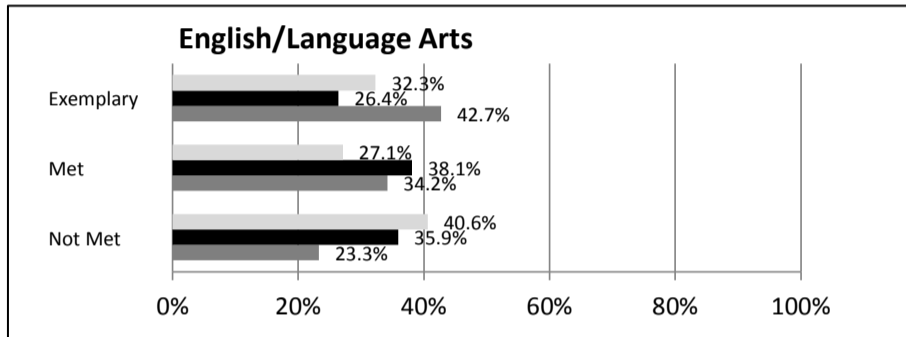
ABSOLUTE RATINGS OF ELEMENTARY SCHOOLS WITH STUDENTS LIKE OURS*

| EXCELLENT | GOOD | AVERAGE | BELOW AVERAGE | AT-RISK |
|-----------|------|---------|---------------|---------|
| 1 | 7 | 108 | 47 | 16 |

* Ratings are calculated with data available by 04/27/2015. Schools with Students Like Ours are Elementary Schools with Poverty Indices of no more than 5% above or below the index for this school.

SC PASS PERFORMANCE

Our School Elementary Schools with Students Like Ours Elem Schools Statewide



NAEP*

*Performance reported for SC and nation, data not available at school level. Percentages at NAEP Achievement Levels.



SC PERFORMANCE VISION
 By 2020 all students will graduate with the knowledge and skills necessary to compete successfully in the global economy, participate in a democratic society and contribute positively as members of families and communities.

Abbreviations Key

N/A-Not Applicable N/AV-Not Available N/C-Not Collected N/R-Not Reported I/S-Insufficient Sample TBD-To Be Determined

**Whale Branch Elementary School
BEAUFORT COUNTY**

SCHOOL PROFILE

| | Our School | Change from Last Year | Elementary Schools with Students Like Ours | Median Elementary Schools |
|--|------------|-----------------------|--|---------------------------|
| Students (n = 535) | | | | |
| Retention rate | 0.2% | Down from 0.4% | 1.6% | 1.0% |
| Attendance rate | 96.5% | Up from 96.4% | 96.0% | 96.5% |
| Served by gifted and talented program | 2.0% | Down from 2.5% | 2.8% | 7.3% |
| With disabilities | 8.7% | Up from 6.7% | 14.0% | 12.5% |
| Older than usual for grade | 0.7% | Down from 1.0% | 2.9% | 1.8% |
| Out-of-school suspensions or expulsions for violent and/or criminal offenses | 0.0% | No change | 0.0% | 0.0% |
| Teachers (n = 39) | | | | |
| Teachers with advanced degrees | 48.7% | Down from 51.3% | 60.0% | 62.3% |
| Continuing contract teachers | 48.7% | No change | 74.2% | 81.2% |
| Teachers returning from previous year | 75.0% | Up from 64.3% | 83.8% | 88.4% |
| Teacher attendance rate | 95.4% | Up from 94.2% | 95.3% | 95.3% |
| Average teacher salary* | \$46,580 | Up 2.2% | \$46,089 | \$47,902 |
| Classes not taught by highly qualified teachers | 14.4% | Up from 0.0% | 0.0% | 0.0% |
| Professional development days/teacher | 10.7 days | Down from 17.9 days | 10.7 days | 10.9 days |
| School | | | | |
| Principal's years at school | 3.0 | Up from 2.0 | 4.0 | 4.0 |
| Student-teacher ratio in core subjects | 19.4 to 1 | Down from 22.4 to 1 | 18.5 to 1 | 19.9 to 1 |
| Prime instructional time | 90.4% | Up from 89.5% | 90.3% | 90.7% |
| Opportunities in the arts | Good | No change | Good | Good |
| SACS accreditation | Yes | No change | Yes | Yes |
| Parents attending conferences | 100.0% | Up from 91.0% | 100.0% | 100.0% |
| Character development program | Excellent | No change | Excellent | Excellent |
| Dollars spent per pupil** | \$9,973 | Up 40.1% | \$8,691 | \$7,680 |
| Percent of expenditures for instruction** | 64.0% | Down from 66.0% | 65.0% | 66.8% |
| Percent of expenditures for teacher salaries** | 63.8% | Up from 60.0% | 64.4% | 66.0% |
| ESEA composite index score | 71.0 | Up from 69.5 | 70.1 | 85.7 |

* Length of contract = 185+ days.

**Prior year audited financial data available.

EVALUATION RESULTS

| | Teachers | Students* | Parents* |
|--|----------|-----------|----------|
| Number of surveys returned | 34 | 54 | 17 |
| Percent satisfied with learning environment | 97.1% | 85.2% | 58.8% |
| Percent satisfied with social and physical environment | 91.1% | 74.0% | 70.6% |
| Percent satisfied with school-home relations | 44.1% | 83.0% | 58.8% |

*Only students at the highest elementary school grade level at this school and their parents were included.

Comprehensive detail, including definitions of ratings, performance criteria, and explanations of status, is available on www.ed.sc.gov and www.eoc.sc.gov as well as school and school district websites.

Printed versions are available from school districts upon request.

REPORT OF PRINCIPAL AND SCHOOL IMPROVEMENT COUNCIL

The 2013-2014 school year proved to be an exciting and successful year for Whale Branch Elementary School. We were recognized for outstanding student academic achievement as we received the Palmetto Gold Award for General Performance and the Palmetto Silver Award for Closing the Achievement Gap. Teachers continued to receive weekly embedded professional development through TAP (The System for Student and Teacher Advancement).

Literacy continued to be our focus. Our students have been privileged to participate in the Savannah Sand Gnats Reading Program and Rainbow Readers. As a result, many of our students and their family members attended a Savannah Sand Gnats game. Students who attained their goals in the Rainbow Readers program were able to attend our first ever, "Party for the Purple People".

Families had the opportunity to come in for literacy and math nights and programs throughout the year. Our cluster schools, Whale Branch Middle School and Whale Branch Early College High School partnered with us to complete a variety of activities including Book Buddies, weekly visits from the teacher cadets, and members of the athletic teams reading to and with students.

Our stakeholders continued to support us. In collaboration with the YMCA of the Lowcountry, we continue to provide a summer program for students, focusing on literacy instruction and enrichment activities. Through a grant with the South Carolina Chamber of Commerce we were able to have an afterschool program to provide extended learning activities to students in grades 3 and 4. Students were also able to participate in an afterschool art and music program. As a result, many of our students were identified as gifted in the arts. Our students' artwork have appeared in many events this school year, including Artscapade and the Yemassee Shrimp Festival.

Teaching students to be responsible citizens continues to be a goal. The PBIS model (Positive Behaviors Interventions and Supports) continues to be used to emphasize and model positive behaviors. Faculty and staff members participated in Relay for Life and students raised over \$2,600 for Jump Rope For Heart.

The success of our school is aided by the participation, involvement, and collaborative effort of students, faculty and staff members, and community members. The Sheldon Township continues to support our schools through focusing on the academic, health, and wellness of our students and their families.

We look forward to the 2014-2015 school year.

Anita Lynn Singleton, Principal

Audrey Jenkins, SIC Chair

Abbreviations Key

N/A-Not Applicable

N/AV-Not Available

N/C-Not Collected

N/R-Not Reported

I/S-Insufficient Sample

TBD-To Be Determined