



SC Annual School Report Card Summary

St. Helena Elementary School
 BEAUFORT COUNTY
 Grades: PK-5 Enrollment: 433
 Principal: Nicole Holloman
 Superintendent: Dr. Jeffrey Moss
 Board Chair: Bill Evans

PERFORMANCE

Comprehensive detail, including definitions of ratings, performance criteria, and explanations of status, is available on www.ed.sc.gov and www.eoc.sc.gov as well as school and school district websites. Printed versions are available from school districts upon request.

YEAR	ABSOLUTE RATING	GROWTH RATING	PALMETTO GOLD AND SILVER AWARD		ESEA/FEDERAL ACCOUNTABILITY RATING SYSTEM	
			General Performance	Closing the Gap	ESEA Grade	Accountability Indicator
2014	Below Average	Average	TBD	TBD	C	N/A
2013	Average	Excellent	GOLD	SILVER	A	N/A
2012	Below Average	Average	N/A	N/A	F	N/A

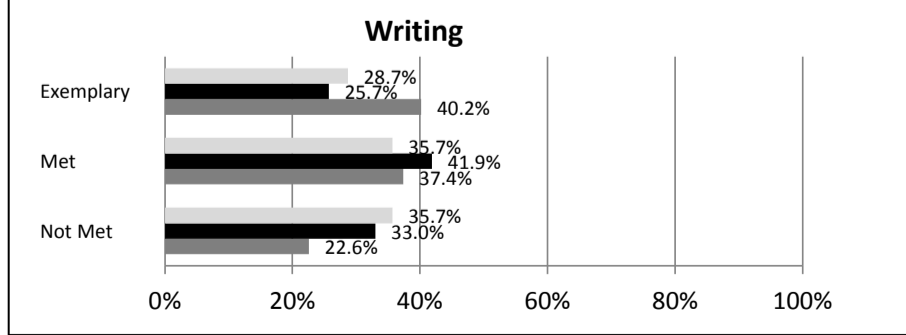
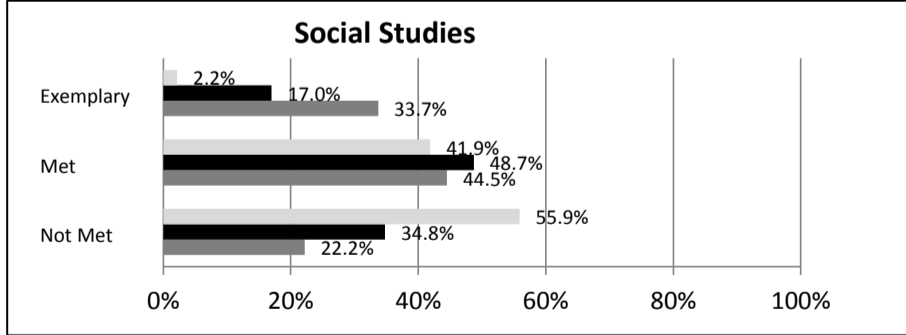
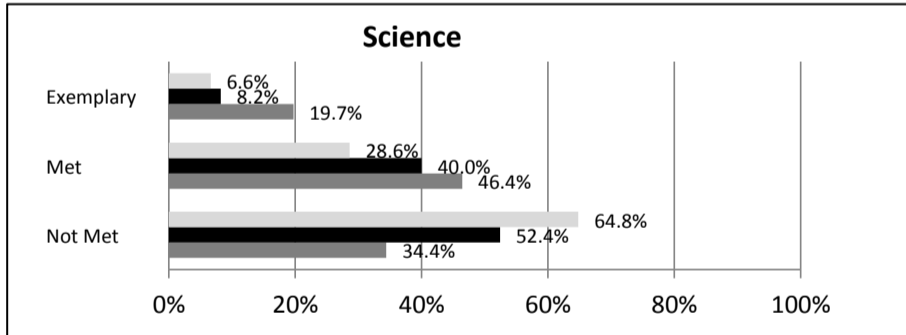
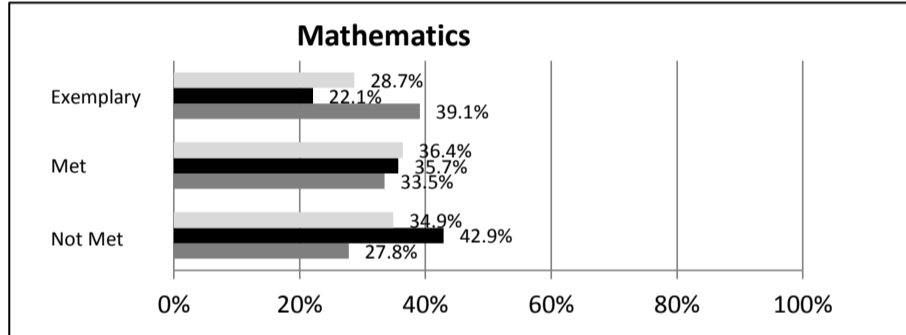
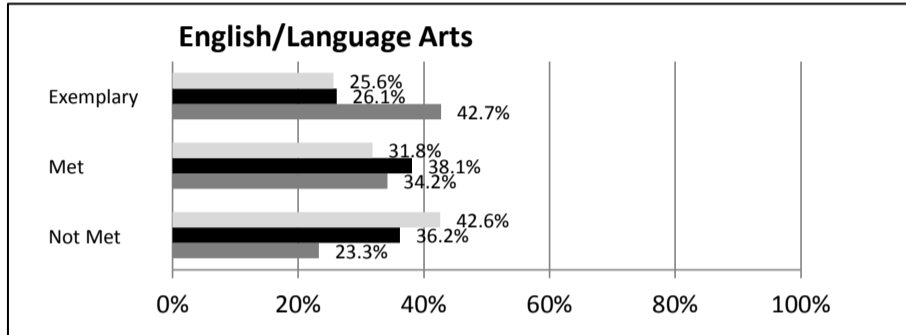
ABSOLUTE RATINGS OF ELEMENTARY SCHOOLS WITH STUDENTS LIKE OURS*

EXCELLENT	GOOD	AVERAGE	BELOW AVERAGE	AT-RISK
1	6	101	47	16

* Ratings are calculated with data available by 04/27/2015. Schools with Students Like Ours are Elementary Schools with Poverty Indices of no more than 5% above or below the index for this school.

SC PASS PERFORMANCE

Our School Elementary Schools with Students Like Ours Elem Schools Statewide



NAEP*

*Performance reported for SC and nation, data not available at school level. Percentages at NAEP Achievement Levels.



SC PERFORMANCE VISION
 By 2020 all students will graduate with the knowledge and skills necessary to compete successfully in the global economy, participate in a democratic society and contribute positively as members of families and communities.

Abbreviations Key

N/A-Not Applicable N/AV-Not Available N/C-Not Collected N/R-Not Reported I/S-Insufficient Sample TBD-To Be Determined

**St. Helena Elementary School
BEAUFORT COUNTY**

SCHOOL PROFILE

	Our School	Change from Last Year	Elementary Schools with Students Like Ours	Median Elementary Schools
Students (n = 433)				
Retention rate	1.7%	Up from 1.0%	1.6%	1.0%
Attendance rate	96.9%	Down from 97.1%	96.0%	96.5%
Served by gifted and talented program	0.0%	Down from 1.3%	2.6%	7.3%
With disabilities	8.4%	Down from 10.8%	14.0%	12.5%
Older than usual for grade	1.2%	Down from 1.7%	2.9%	1.8%
Out-of-school suspensions or expulsions for violent and/or criminal offenses	0.5%	Up from 0.0%	0.0%	0.0%
Teachers (n = 36)				
Teachers with advanced degrees	55.6%	Down from 66.7%	59.4%	62.3%
Continuing contract teachers	44.4%	Down from 59.0%	74.0%	81.2%
Teachers returning from previous year	78.5%	Down from 81.9%	83.3%	88.4%
Teacher attendance rate	96.0%	Up from 95.4%	95.3%	95.3%
Average teacher salary*	\$50,135	Down 4.1%	\$45,742	\$47,902
Classes not taught by highly qualified teachers	40.4%	Up from 9.4%	0.0%	0.0%
Professional development days/teacher	2.2 days	Down from 31.1 days	10.7 days	10.9 days
School				
Principal's years at school	0.0	Down from 5.0	3.0	4.0
Student-teacher ratio in core subjects	11.0 to 1	N/A	18.5 to 1	19.9 to 1
Prime instructional time	91.4%	Up from 91.0%	90.3%	90.7%
Opportunities in the arts	Fair	Down from Good	Good	Good
SACS accreditation	Yes	No change	Yes	Yes
Parents attending conferences	100.0%	No change	100.0%	100.0%
Character development program	Excellent	No change	Excellent	Excellent
Dollars spent per pupil**	\$11,559	Up 18.4%	\$8,774	\$7,680
Percent of expenditures for instruction**	65.7%	Up from 62.0%	64.7%	66.8%
Percent of expenditures for teacher salaries**	65.5%	Up from 60.0%	64.2%	66.0%
ESEA composite index score	70.8	Down from 92.3	69.8	85.7

* Length of contract = 185+ days.

**Prior year audited financial data available.

EVALUATION RESULTS

	Teachers	Students*	Parents*
Number of surveys returned	34	19	12
Percent satisfied with learning environment	76.5%	84.2%	50.0%
Percent satisfied with social and physical environment	82.3%	78.9%	66.7%
Percent satisfied with school-home relations	64.7%	63.1%	58.3%

*Only students at the highest elementary school grade level at this school and their parents were included.

Comprehensive detail, including definitions of ratings, performance criteria, and explanations of status, is available on www.ed.sc.gov and www.eoc.sc.gov as well as school and school district websites.

Printed versions are available from school districts upon request.

REPORT OF PRINCIPAL AND SCHOOL IMPROVEMENT COUNCIL

St. Helena Elementary School Panthers roared their way through academic terrain during the 2013-2014 school year. The school earned a Palmetto Gold Award and Palmetto Silver Award for Academic Performance. With an average of 433 students divided among 45 classrooms, SHE educators, parents, and volunteers work diligently to ensure that the school's mission statement of providing a stellar education through collaborative teaching and learning occurs in a safe and secure environment. Classroom enrollment for first through fifth grade averaged to be 17 students, making learning an intimate and differentiated experience. Pre-Kindergarten through fourth grade classes are self-contained with a strong emphasis on literacy being infused through an interdisciplinary methodology. Fifth grade students experienced a departmentalized model, preparing them for the transitions of middle school. Students are also awarded opportunities to excel and explore their talents in our after school visual and performing arts program, where our students visited WTOC News, the Kroger Center for a ballet performance, and the University of South Carolina Fine Arts Department. During the academic day, students are able to flourish in music, art, physical education, career and guidance, computer lab/technology, and media skills. In addition, all students leave St. Helena Elementary with an introduction to Spanish due to our foreign language program for third through fifth grade students. Teachers use multiple data points to formally and informally assess students, set high expectations and individualized target goals for student achievement growth. Students were rewarded with incentive field trips and celebrations for academic and character success. This would not have been possible without the support of our PTO and SIC. Our parents were vital participants in our Book-o-Ween parade, STEM showcase, Community Engagement Night, and our Night of the Arts. It is through the support of volunteers from Adopt a School, the United Way, and AmeriCorps that St. Helena Elementary School is cultivating leadership and academic prowess in every student. ☒

☒

☒

Nicole Holloman, Principal ☒

☒

Faye Alston, SIC Chairperson

Abbreviations Key

N/A-Not Applicable

N/AV-Not Available

N/C-Not Collected

N/R-Not Reported

I/S-Insufficient Sample

TBD-To Be Determined