



SC Annual School Report Card Summary

Mossy Oaks Elementary School
BEAUFORT COUNTY
Grades: PK-5 Enrollment: 417
Principal: Donald A. Gruel
Superintendent: Dr. Jeffrey Moss
Board Chair: Bill Evans

PERFORMANCE

Comprehensive detail, including definitions of ratings, performance criteria, and explanations of status, is available on www.ed.sc.gov and www.eoc.sc.gov as well as school and school district websites. Printed versions are available from school districts upon request.

YEAR	ABSOLUTE RATING	GROWTH RATING	PALMETTO GOLD AND SILVER AWARD		ESEA/FEDERAL ACCOUNTABILITY RATING SYSTEM	
			General Performance	Closing the Gap	ESEA Grade	Accountability Indicator
2014	Good	Excellent	TBD	TBD	A	Focus
2013	Average	Average	N/A	N/A	A	Reward
2012	Good	Good	SILVER	N/A	A	N/A

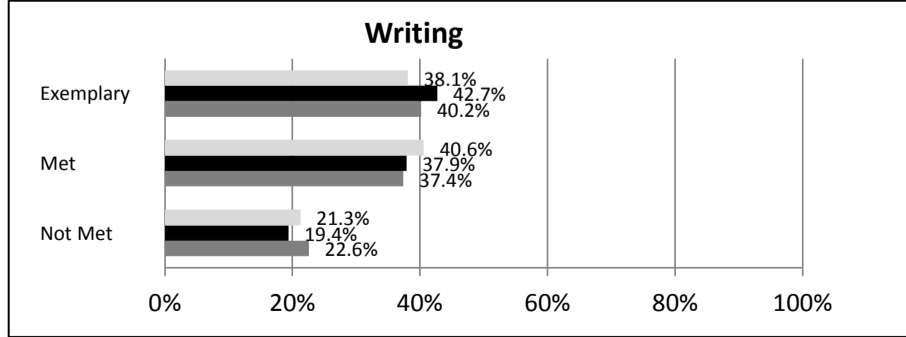
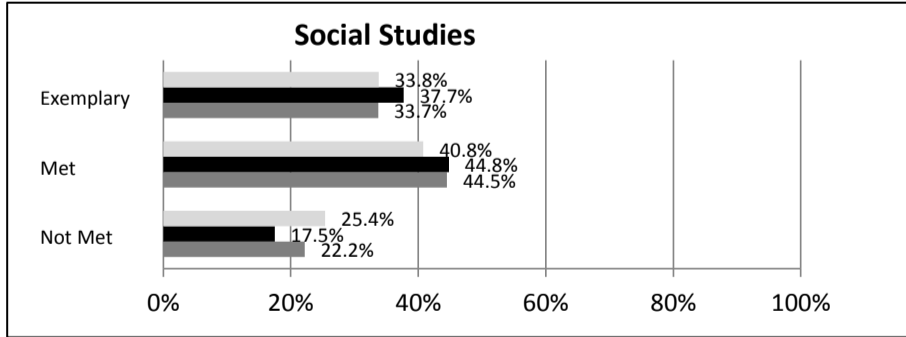
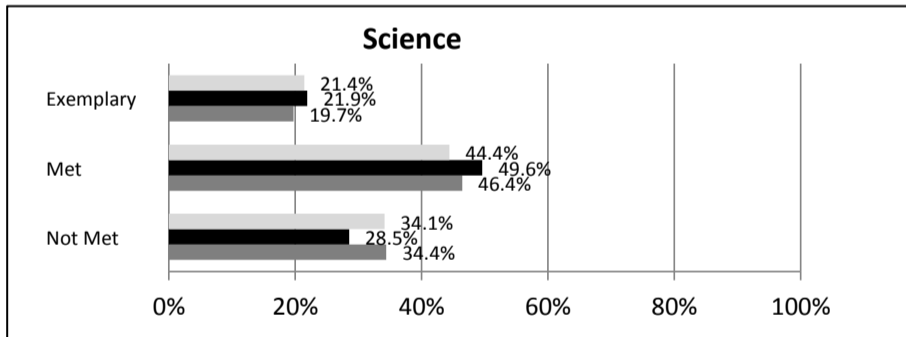
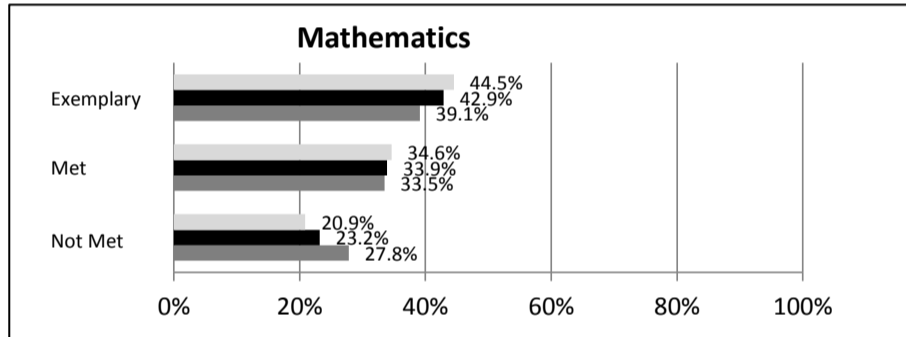
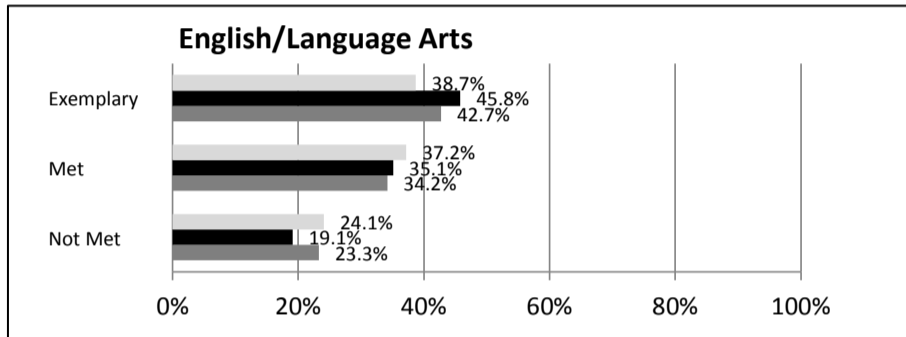
ABSOLUTE RATINGS OF ELEMENTARY SCHOOLS WITH STUDENTS LIKE OURS*

EXCELLENT	GOOD	AVERAGE	BELOW AVERAGE	AT-RISK
39	49	23	2	0

* Ratings are calculated with data available by 04/27/2015. Schools with Students Like Ours are Elementary Schools with Poverty Indices of no more than 5% above or below the index for this school.


SC PASS PERFORMANCE

Our School Elementary Schools with Students Like Ours Elem Schools Statewide



NAEP*

*Performance reported for SC and nation, data not available at school level. Percentages at NAEP Achievement Levels.



SC PERFORMANCE VISION
 By 2020 all students will graduate with the knowledge and skills necessary to compete successfully in the global economy, participate in a democratic society and contribute positively as members of families and communities.

Abbreviations Key

N/A-Not Applicable N/AV-Not Available N/C-Not Collected N/R-Not Reported I/S-Insufficient Sample TBD-To Be Determined

**Mossy Oaks Elementary School
BEAUFORT COUNTY**

SCHOOL PROFILE

	Our School	Change from Last Year	Elementary Schools with Students Like Ours	Median Elementary Schools
Students (n = 417)				
Retention rate	1.0%	Up from 0.7%	1.2%	1.0%
Attendance rate	96.6%	No change	96.4%	96.5%
Served by gifted and talented program	7.0%	Down from 8.5%	8.2%	7.3%
With disabilities	10.9%	Down from 11.7%	12.8%	12.5%
Older than usual for grade	0.9%	Down from 1.6%	2.0%	1.8%
Out-of-school suspensions or expulsions for violent and/or criminal offenses	0.0%	No change	0.0%	0.0%
Teachers (n = 31)				
Teachers with advanced degrees	74.2%	Down from 75.8%	62.5%	62.3%
Continuing contract teachers	83.9%	Down from 84.8%	85.7%	81.2%
Teachers returning from previous year	91.2%	Up from 88.5%	90.2%	88.4%
Teacher attendance rate	94.4%	Up from 94.2%	95.3%	95.3%
Average teacher salary*	\$54,461	Down 1.7%	\$48,855	\$47,902
Classes not taught by highly qualified teachers	14.2%	Up from 0.0%	0.0%	0.0%
Professional development days/teacher	9.8 days	Down from 13.0 days	11.8 days	10.9 days
School				
Principal's years at school	13.0	Up from 12.0	6.0	4.0
Student-teacher ratio in core subjects	19.2 to 1	Down from 19.3 to 1	20.6 to 1	19.9 to 1
Prime instructional time	89.8%	Up from 88.9%	90.5%	90.7%
Opportunities in the arts	Fair	Up from Poor	Good	Good
SACS accreditation	Yes	No change	Yes	Yes
Parents attending conferences	99.5%	Down from 100.0%	100.0%	100.0%
Character development program	Excellent	No change	Excellent	Excellent
Dollars spent per pupil**	\$10,766	Up 21.8%	\$7,270	\$7,680
Percent of expenditures for instruction**	65.8%	Down from 67.0%	67.7%	66.8%
Percent of expenditures for teacher salaries**	65.2%	Up from 65.0%	66.9%	66.0%
ESEA composite index score	90.8	Up from 90.2	89.3	85.7

* Length of contract = 185+ days.

**Prior year audited financial data available.

EVALUATION RESULTS

	Teachers	Students*	Parents*
Number of surveys returned	29	59	53
Percent satisfied with learning environment	100.0%	96.6%	94.4%
Percent satisfied with social and physical environment	93.1%	90.0%	92.5%
Percent satisfied with school-home relations	96.6%	86.4%	86.5%

*Only students at the highest elementary school grade level at this school and their parents were included.

Comprehensive detail, including definitions of ratings, performance criteria, and explanations of status, is available on www.ed.sc.gov and www.eoc.sc.gov as well as school and school district websites.

Printed versions are available from school districts upon request.

REPORT OF PRINCIPAL AND SCHOOL IMPROVEMENT COUNCIL

The 2013-2014 school year was an exciting year for the Mossy Oaks Elementary School family. We are not where we want to be academically, but we did see a high percentage of our students show growth. On the 2013 ESEA Federal Accountability

System Report, we were pleased to receive an "A" rating. We continue to seek and implement ways to achieve academic success for all students. Through District grant funds we were able to provide reading tutors to serve identified students in grades k-5. Through our Title I budget we were able to provide a math interventionist to work with identified students in grades k-4.

In addition to promoting academic success our students had opportunities to participate in a variety of other activities such as our Encouragers' Club, Strings program, and art club to name a few. Our partnership with "Kid's Hope USA" moved into its third year with students continuing to meet weekly with their mentors. Our PBIS program, with a goal of all our students becoming caring, responsible, and trustworthy citizens continued in the 2013-2014 school year. With our emphasis on character development, we are moving forward in our quest to build a responsible citizen who will go out each day and make the right choices.

Mossy Oaks Elementary continues to benefit from a strong base of parental and community support. The success of Mossy Oaks Elementary can be attributed to the participation, involvement, and collaborative efforts of dedicated students, parents, and staff that see the value and need for a quality education. Our PTO sponsored many school and family activities throughout the year including Candy Cane Lane, Atlantic Coast Theater for Youth, Teacher Appreciation Week activities, and our Chili Cook-off. Through the efforts of our PTO and School Improvement Council we continue to provide opportunities for all to become involved in providing a school environment that will help all of our students to be successful.

During the 2013-2014 school year we continued in our mission to promote academic growth and character development. Our faculty and staff worked tirelessly to see that each and every student received a rigorous and fulfilling education, working together to provide a safe environment where every member is in the right place, at the right time, doing the right thing. We worked each day to prepare our students for their unique roles in the world. Our students and staff know that each day they can make it a great day or not, the choice is theirs.

Donald A. Gruel, Principal

Barry Roberts, SIC Chair

Abbreviations Key

N/A-Not Applicable

N/AV-Not Available

N/C-Not Collected

N/R-Not Reported

I/S-Insufficient Sample

TBD-To Be Determined